



The School for Marine Science and Technology

The High-Resolution Industry-Based Trawl Survey Data Report



SMAST Technical Report No. SMAST-05-0302
The School for Marine Science and Technology
University of Massachusetts Dartmouth

706 South Rodney French Boulevard
New Bedford, MA 02744-1221
508.999.8193

www.smast.umassd.edu

The High-Resolution Industry-Based Trawl Survey
Data Report.

by

Rodney A. Rountree, Ross Kessler, Darin Jones,
David Martins, and Frank Bub

7 March 2005

ABSTRACT

The High-Resolution Trawl Survey project was established in November 2000 as a collaboration between the New Bedford Massachusetts commercial fishing industry and the School for Marine Science and Technology (SMAST) of the University of Massachusetts Dartmouth. A major incentive for the project was to recognize the desire of the commercial fishing community to participate more directly in the management of the resource. The primary focus of the project has been to create an industry-based program for the collection of trawl catch and environmental data suitable for use by researchers and fisheries managers. Project goals included: 1) to obtain fisheries data with higher spatial and temporal resolution than that available through industry independent surveys, 2) to involve industry in collection of fisheries data and management of resources, 3) to develop methods for training commercial fishermen to record scientifically acceptable data during normal fishing operations, 4) to demonstrate the feasibility of a cooperative project between the fishing fleet and scientists, and 5) to characterize the effects of environmental conditions and fishing operations on spatial and temporal patterns in catch statistics. The purpose of this report is to provide an overview of the data generated by this project. We present a brief summary of the raw data and set the stage for more comprehensive reports on factors affecting catch per unit effort (CPUE) for total, kept and discarded catch components.

Environmental, fishing effort, and catch data were collected from 20 vessels from the New Bedford fleet of trawlers that fish primarily on Georges Bank. Fishermen were trained to record catch and environmental data as part of their normal fishing operations, using methods modeled after the NMFS Observer Program. Data were collected from November 2000-October 2001, and again from August 2002-July 2004. During these periods, data were collected from a total of 221 fishing trips and 8,421 individual trawl tows. Catch data were recorded from 7,911 trawl tows from 209 trips. A total sampling effort of 1,552 days at sea and 23,247 hours of trawling resulted in the capture of over 12 million lbs of fish, of which 8.7 million lbs were kept and 3.8 million lbs were discarded. Fourteen species or species groups were targeted by the fishermen, with multispecies groundfish, monkfish, Atlantic cod, winter flounder, monkfish, haddock and yellowtail accounting for 95% of the effort. The catch composition consisted of 51 species/species groups, with skates, monkfish, Atlantic cod, haddock and winter flounder predominant. In this report we describe variations in the catch, fishing gear characteristics and trawling operations among vessels, gear types, seasons, and target species.

TABLE OF CONTENTS

ABSTRACT	iii
LIST OF FIGURES	v
LIST OF TABLES	viii
INTRODUCTION	1
MATERIALS AND METHODS	1
Fishing Boats	2
Vessel Inspection and Training	3
Overview of Field Operations	3
Gear	5
RESULTS	6
Vessel Characterization	6
Gear Characterization	6
Trip Characterization	7
Station Data	8
Catch	10
DISCUSSION	12
ACKNOWLEDGMENTS	13
FIGURES	15
TABLES	61

LIST OF FIGURES

Figure 1. Location of trawl tows during survey year 1 (top), 2 (middle) and 3 (bottom). (See Table 9 for sampling effort.)	16
Figure 2. Comparison of selected gear characteristics among the net category types. (See Table 5.)	17
Figure 3. Sampling effort by vessel (top left), gear (top right), season (bottom left) and target species (bottom right) for all trawl tows where some catch data were recorded. (See Tables 10 and 23, 24, 13 and 25, and 22 and 26, respectively.)	18
Figure 4. Comparison of selected station variables among vessels (means and standard error bars shown, see Table 23).	19
Figure 5. Comparison of mean total catch, kept catch and discarded catch per tow among vessels (standard error bars shown, see Table 23).	20
Figure 6. Comparison of mean total catch CPUE, kept CPUE, and discard CPUE among vessels (standard error bars shown, see Table 23).	21
Figure 7. Comparison of the mean percentage of discard per tow among vessels (standard error bars shown, see Table 23).	22
Figure 8. Comparison of selected station variables among gears (means and standard error bars shown, see Table 24).	23
Figure 9. Comparison of mean total catch, kept catch and discarded catch among gear types (standard error bars shown, see Table 24).	24
Figure 10. Comparison of mean total, kept and discarded CPUE among gears (standard error bars shown, see Table 24).	25
Figure 11. Comparison of the mean percentage of the catch discarded among gear types (standard error bars shown, see Table 24).	26
Figure 12. Comparison of selected station variables among seasons (means and standard error bars shown, see Table 25).	27
Figure 13. Comparison of mean total, kept and discarded catch per tow among seasons (standard error bars shown, see Table 25).	28
Figure 14. Comparison of mean total, kept and discard CPUE per tow by season (standard error bars shown, see Table 25).	29
Figure 15. Mean percentage of catch discarded each tow by season (standard error bars shown, see Table 25).	30
Figure 16. Comparison of selected station variables among target species (standard error bars shown, see Table 26).	31
Figure 17. Comparison of mean total, kept and discard catch for all species combined among target species (standard error bars shown, see Table 26).	32
Figure 18. Comparison of mean total, kept and discard CPUE for all species combined among target species (standard error bars shown, see Table 26).	33
Figure 19. Comparison of the mean percentage of total discard of all species per tow among target species (standard error bars shown, see Table 26).	34

Figure 20. Dominant species in trawl samples based on mean total, kept and discard pounds of catch per tow. (See Table 28.)	35
Figure 21. Dominant species in trawl samples based on mean total, kept and discard CPUE (catch per tow-hour). (See Table 29.)	36
Figure 22. Comparison of the dominant species based on mean discard catch per tow (lbs/tow) among the nine most frequently sampled vessels. (See Table 30.)	37
Figure 23. Comparison of the dominant species based on mean kept catch (lbs/tow) among the nine most frequently sampled vessels. (See Table 30.)	38
Figure 24. Comparison of the dominant species based on mean total catch (lbs/tow) among the nine most frequently sampled vessels. (See Table 30.)	39
Figure 25. Comparison of dominant species based on the mean discard CPUE (lbs/tow-hour) among the nine most frequently sampled vessels. (See Table 31.)	40
Figure 26. Comparison of the dominant species based on mean kept CPUE (lbs/tow-hour) among the nine most frequently sampled vessels. (See Table 31.)	41
Figure 27. Comparison of the dominant species based on mean total CPUE (lbs/tow-hour) among the nine most frequently sampled vessels. (See Table 31.)	42
Figure 28. Comparison of species captured among gear types based on mean discard (lbs/tow). (See Table 32.)	43
Figure 29. Comparison of species captured among gear types based on mean kept catch (lbs/tow). (See Table 32.)	44
Figure 30. Comparison of species captured among gear types based on mean total catch (lbs/tow). (See Table 32.)	45
Figure 31. Comparison of species captured among gear types based on mean discard CPUE (lbs/tow-hour). (See Table 33.)	46
Figure 32. Comparison of species captured among gear types based on mean kept CPUE (lbs/tow-hour). (See Table 33.)	47
Figure 33. Comparison of species captured among gear types based on mean total catch CPUE (lbs/tow-hour). (See Table 33.)	48
Figure 34. Comparison of species captured among seasons based on mean discard catch (lbs/tow). (See Table 34.)	49
Figure 35. Comparison of species captured among seasons based on mean kept catch (lbs/tow). (See Table 34.)	50
Figure 36. Comparison of species captured among seasons based on mean total catch (lbs/tow). (See Table 34.)	51
Figure 37. Comparison of species captured among seasons based on mean discard CPUE (lbs/tow-hour). (See Table 35.)	52
Figure 38. Comparison of species captured among seasons based on mean kept CPUE (lbs/tow-hour). (See Table 35.)	53

Figure 39. Comparison of species captured based on mean total catch CPUE (lbs/tow-hour). (See Table 35.) 54

Figure 40. Comparison of species discarded among target species tows based on mean discard catch (lbs/tow). (See Table 36.) 55

Figure 41. Comparison of species kept among target species tows based on mean kept catch (lbs/tow). (See Table 36.) 56

Figure 42. Comparison of species composition by target species based on mean total catch (lbs/tow). (See Table 36.) 57

Figure 43. Comparison of discarded species among target species tows based on mean CPUE (lbs/tow-hour). (See Table 37.) 58

Figure 44. Comparison of species kept among target species tows based on mean kept CPUE (lbs/tow-hour). (See Table 37.) 59

Figure 45. Comparison of species caught among target species based on mean total CPUE (lbs/tow-hour). (See Table 37.) 60

LIST OF TABLES

Table 1. List of twenty vessels that collaborated in the High-Resolution Industry-Based Trawl Survey.	62
Table 2. Types of otter trawls used during the survey. Brand names or standard net type provided by the vessel captain. These generally fall into three major categories: flat nets, hi-rise nets, and roller/rock hopper nets. . . .	64
Table 3. Selected vessel characteristics.	65
Table 4. Electronic equipment carried aboard participating fishing vessels. . . .	66
Table 5. Summary statistics for selected gear characteristics.	67
Table 6. Number of nets using various types of ground gear materials on the ground cable, bridle and footrope.	70
Table 7. Trip statistics based on 221 trips.	70
Table 8. Dealers used by the participating vessels.	70
Table 9. Sampling effort by survey year and data quality. All tows includes all data regardless of whether or not catch data was recorded. Kept catch data includes all tows were at least the kept catch were recorded. Total catch data includes tows where total catch (i.e. kept + discard) were recorded.	71
Table 10. Trip and haul sampling effort by vessel (sorted in descending order of trips).	72
Table 11. Distribution of trips by vessel captain, sorted in descending order of number of trips. (Note that in a few cases the same vessel may have more than one captain at different times, or the same person may captain different vessels.)	73
Table 12. Sampling effort by year and season.	74
Table 13. Sampling effort by season pooled over all years.	74
Table 14. Total catch of all species summed over all trips in a haul compiled over all trips and hauls.(Standard deviation = SD).	75
Table 15. Total catch of all species summed over all trips in a haul, excluding tows where catch data were not recorded. (Standard deviation = SD). (Note, all hauls where catch data were recorded had kept catch data; hence there were zero hauls with missing).	76
Table 16. Grand statistics for station variables and station total catch statistics pooled over all observations (N=8,424 tows). N=number of tows, Min=minimum, max=maximum, mean=mean, std=standard deviation. CPUE is catch/tow duration in hours.	77
Table 17. Grand statistics for station variables and station total catch statistics pooled over all observations where some catch data were recorded (N=7,911 tows). N=number of tows, Min=minimum, max=maximum,	

mean=mean, std=standard deviation. CPUE is catch/tow duration in hours.	80
Table 18. Frequency of the number of tow events. There is a minimum of one when environmental data were only recorded at the set. Data were recorded for both the set and haul-back for most tows (number of tow events = 2). Higher numbers indicate that data were recorded for one or more turns during the tow.	83
Table 19. Frequency of trawl tows by hour of the day at the set pooled over all tows with catch data (N=7,911).	84
Table 20. Predominantly occurring weather patterns at the trawl set among hauls where catch data were recorded (N=7,911).	85
Table 21. Sampling effort by month and year for all tows where catch data were recorded (N=7,911).	86
Table 22. Sampling effort by target species excluding hauls where catch data were not collected (N=7,911).	88
Table 23. Summary of station environmental statistics, sample size, and aggregate catch by vessel for all tows where catch data were recorded (N=7,911). N=no. of tows, Min=minimum per tow, Max=Maximum per tow, mean=mean per tow, STD=standard deviation per tow.	89
Table 24. Summary of station environmental statistics, sample size, and aggregate catch by net category (gear type) for all tows where catch data were recorded (N=7,911). N=no. of tows, Min=minimum per tow, Max=Maximum per tow, mean=mean per tow, STD=standard deviation per tow.	129
Table 25. Summary of station environmental statistics, sample size, and aggregate catch by season for all tows where catch data were recorded (N=7,911). N=no. of tows, Min=minimum per tow, Max=Maximum per tow, mean=mean per tow, STD=standard deviation per tow.	138
Table 26. Summary of station environmental statistics, sample size, and aggregate catch by target species for all tows where catch data were recorded (N=7,911). N=no. of tows, Min=minimum per tow, Max=Maximum per tow, mean=mean per tow, STD=standard deviation per tow.	147
Table 27. All species or species groups obtained in trawls combined from all data (N=7,911).	178
Table 28. Summary catch statistics for all species pooled over all tows where some catch data were reported (N=7,911). Note that samples sizes can be as low as 7,332 tows for total catch/tow and discard/tow (see sampling effort information in Table 17). (SE=standard error.)	180
Table 29. Summary catch per unit effort (CPUE in lbs/tow-hour) statistics for all species pooled over all tows where some catch data were reported (N=7,911). Note that samples sizes can be as low as 7,332 tows for total catch/tow and discard/tow (see sampling effort information in Table 17). (SE=standard error.)	184
Table 30. Summary catch statistics for all species by fishing vessel pooled over	

all tows where some catch data were reported (N=7,911). Note that samples sizes can be as low as 7,332 tows for total catch/tow and discard/tow (see sampling effort information in Table 23). (SE=standard error.) 188

Table 31. Summary catch per unit effort (CPUE in lbs/tow-hour) statistics for all species by fishing vessel pooled over all tows where some catch data were reported (N=7,911). Note that samples sizes can be as low as 7,332 tows for total catch/tow and discard/tow (see sampling effort information in Table 23). (SE=standard error.) 251

Table 32. Summary catch statistics for all species by gear (net_category) pooled over all tows where some catch data were reported (N=7,911). Note that samples sizes can be as low as 7,332 tows for total catch/tow and discard/tow (see sampling effort information in Table 24). (SE=standard error.) 314

Table 33. Summary catch per unit effort (CPUE in lbs/tow-hour) statistics for all species by gear (net_category) pooled over all tows where some catch data were reported (N=7,911). Note that samples sizes can be as low as 7,332 tows for total catch/tow and discard/tow (see sampling effort information in Table 24). (SE=standard error.) 327

Table 34. Summary catch (lbs/tow) statistics for all species by season pooled over all tows where some catch data were reported (N=7,911). Note that samples sizes can be as low as 7,332 tows for total catch/tow and discard/tow (see sampling effort information in Table 13 and 25). (SE=standard error.) 340

Table 35. Summary catch per unit effort (CPUE lbs/tow-hour) statistics for all species by season pooled over all tows where some catch data were reported (N=7,911). Note that samples sizes can be as low as 7,332 tows for total catch/tow and discard/tow (see sampling effort information in Table 13 and 25). (SE=standard error.) 353

Table 36. Summary catch (lbs/tow) statistics for all species by target species pooled over all tows where some catch data were reported (N=7,911). Note that samples sizes can be as low as 7,332 tows for total catch/tow and discard/tow (see sampling effort information in Table 22 and 26). (SE=standard error.) 366

Table 37. Summary catch per unit effort (CPUE lbs/tow-hour) statistics for all species by target species pooled over all tows where some catch data were reported (N=7,911). Note that samples sizes can be as low as 7,332 tows for total catch/tow and discard/tow (see sampling effort information in Table 22 and 26). (SE=standard error.) 414

INTRODUCTION

The High-Resolution Trawl Survey project was established in November 2000 with a grant from the NOAA Cooperative Research Partners Initiative Program as a collaboration between the New Bedford Massachusetts commercial fishing industry and the School for Marine Science and Technology (SMAST) of the University of Massachusetts Dartmouth. One of the major incentives for the project was to recognize the desire of the commercial fishing community to participate more directly in the management of the resource. The primary focus of the project has been to create an industry-based program for the collection of trawl catch and environmental data suitable for use by researchers and fisheries managers. The design and implementation of the project relied on the ability of SMAST researchers to design a data collection system that made sense to fishermen and produced scientifically sound data. Goals of the project included:

- to obtain fisheries data with higher spatial and temporal resolution than available through industry-independent surveys;
- to involve industry in collection of fisheries data and management of resources;
- to develop methods for training commercial fishermen to record scientifically acceptable data during normal fishing operations;
- to demonstrate the feasibility of a cooperative project between the fishing fleet and scientists;
- to characterize the effects of environmental conditions and fishing operations on spatial and temporal patterns in catch statistics.

The purpose of this report is to provide a brief summary of the raw data and set the stage for more comprehensive reports on factors affecting catch per unit effort (CPUE) for total catch, kept catch and discarded catch, by species and all species aggregations. In addition, we summarize data generated by this project on the fishing practices of the New Bedford fleet, including fishing operations data and gear used.

MATERIALS AND METHODS

The data collection goal of the project was to record fishing data for individual tows made during normal fishing operations for commercial trawlers operating on Georges Bank. Fishing data included catch, vessel, fishing

operations, and environmental. The work has been in collaboration with 20 vessels from the New Bedford fleet of trawlers that fish primarily on Georges Bank (Table 1). Trawl data collections began in November 2000 and continued for a period of 12 months until temporarily stopping after October 2001. After a six-month gap (November 2001-July 2002), sampling resumed in August 2002 and continued through July 2004.

It is important to note that the participating vessels operate under a standard commercial fishing regime; they follow all normal regulations and receive no special research permits. The captains choose the methods, gear, location, and time of each trawl, based on their personal knowledge and commercial considerations. While vessels that participate in the project are paid \$300/day to collect the required data, their primary role at sea is to catch fish. The vessel captains oversee data-logging activities by the crew, and are important participants in the data collection effort. SMAST researchers provide information and guidance on sampling techniques, log keeping, and observed results, and oversee the quality of the information returned. The returned log sheets and electronic sensors are processed by SMAST technicians using the methods described in a separate report¹. Since the fishing locations and catch quantity are implicitly sensitive information among economically competing commercial vendors, data availability is controlled during the processing cycle and stored on computers to which access is restricted. Except for a list of participating vessels (Table 1), vessel and captain identities are "blinded" in all data sets and reports produced by this project to preserve the confidentiality of vessel operations.

Fishing Boats

The participating New Bedford fishing vessels are groundfish trawlers that traditionally target cod and haddock during the spring and summer and flatfish during winter months (Table 1). The participating vessels' primary fishing grounds extend from Nantucket Shoals through Great South Channel across Georges Bank. In early October 2000, vessels associated with the New Bedford Trawler Survival Fund (TSF) began to work collaboratively with SMAST to collect data while fishing. A TSF representative to the project, a fisherman and vessel owner, was instrumental as a liaison between the fleet and SMAST. The TSF boats, which are in the 75-100 foot range, are required to have current Coast Guard safety inspections. These boats normally carry a crew of five. Roughly half the participating vessels have crews of Portuguese-speaking fishermen of Azores and Cape Verde Islands heritage. The vessel captains oversee the crew

¹Rountree, R.A., R. Kessler, G. Strout, D. Martins, D. Jones and F. Bub. 2004. The High-Resolution Industry Based Trawl Survey Methodology and Data Processing Procedures. SMAST Technical Report # 05-0301.

data-recording activities and participate in the data collection themselves. For this project, the vessels were paid \$300/day to collect the required data once they had signed a contract with the University. Due to budget constraints, only the seven vessels that performed the most complete and reliable data recording were retained for subsequent years.

Vessel Inspection and Training

Steps taken to train fishermen to collect fisheries data during commercial fishing operations are detailed in a separate methodology report¹. Before a vessel can independently collect data, it must first undergo a training trip. All vessels receive one training trip prior to beginning in the program, and at least one additional training trip during each year of the program. Training trips are otherwise normal fishing trips in which an SMAST technician participates and provides training to the captain and crew. Training consists of an iterative process whereby the SMAST technician observes the fishing activities, instructs the captain and crew in the proper recording methods, and reviews the results following each tow for the duration of a fishing trip. After the initial training trip the captain and crew record data without the aid of a technician during fishing operations on subsequent trips. While the technician is aboard ship, he/she and captain record information on the vessel and gear used on each participating boat. SMAST observers participated on approximately 15 % of the 221 trips conducted during the two survey years.

Overview of Field Operations

Data collection and processing is a complex task. Before the ship leaves the dock, the captain is given a packet of logsheets, measuring boards, and length-frequency template sheets, and Tidbit temperature data loggers are placed on either the trawl doors or the nets. In the first year, the Tidbit recorders were generally placed on the nets, while in subsequent years, they were typically placed on the trawl doors. The captain generally knows what fishes he will be targeting for the trip before setting sail, but target species can change from haul to haul depending on fishing success, economic news and chance catches. The captain readies the logsheets once on the fishing ground and a trawl tow is about to take place. The location and time when the net is "set" is recorded on the environmental log. The net is considered "set" when it reaches the bottom, the doors have spread out the desirable distance and the engine is put into gear initiating towing. Trawl tows were typically of three-hours duration, but could be as long as 7.6 hours. Towing speeds were typically around three knots, but varied by vessel and gear. During a tow it was often necessary for the captain to change course by turning about. During turns the net is typically, but not always, raised off the bottom to avoid fouling and tangling, but it is not taken on board

ship. How high the net is raised depends on the circumstances and is at the captain's discretion. Captains were instructed to record all the data required on the environmental log (i.e., location, time, depth, wire out, weather, etc.) for each haul event. Haul events were defined to include the set, major turns, and the haul-back. The time and location for the start of the tow were recorded at the time of the set, while the time and location for the haul-back were recorded at the time the net was begun to be raised. Once the codend is brought on board, the catch is released into a checker box or directly onto the deck for processing. Since this is a commercial fishing operation, the crew has often developed detailed fish processing routines that insure economic efficiency. Fishermen make minimal adjustments to their routine in order to collect scientific data.

Fishes to be kept for sale are culled from the catch and placed either into standard fish baskets or fish boxes. Fishes to be discarded are typically quickly swept, shoveled or thrown overboard. It is in the fishermen's interest to do this as quickly as possible to: 1) decrease mortality of discarded species to the extent possible, and 2) to minimize the loss of valuable time and energy better reserved for fishing and processing the kept fish. For these reasons, data on the discard species are poorly quantified. Fishermen estimate the total weight of each discarded species. They further partition the discard into weights for specific discard reasons. For example, it's possible that a given fish might have both a minimum size limit and a maximum size limit. In that case some fish might be discarded that are too small or too large. It must be recognized that similar looking fishes of no economic value may not be distinguished by the fishermen (e.g., the various sculpin species). Likewise, similar looking species that are economically important, but that are sold under the same market name, are usually not distinguished by the fishermen. For example, although fishermen can be trained to distinguish red and white hake, it is not economically feasible for them to take the time and effort to do so during commercial fishing. Therefore, red and white hake are classified as a "red and white hake mix."

Many species of fishes kept and processed by the fishermen are dressed (i.e., butchered and cleaned) in various ways according to market demands. For this reason, the National Marine Fisheries Service has developed correction factors to convert the weight of dressed fish to an estimated whole fish weight. The SMAST trawl survey program uses the NMFS conversion data tables with a few minor changes (details can be found in a separate methods report¹). Because the SMAST High-Resolution Industry-Based Trawl Survey was initially modeled after the National Marine Fisheries Service (NMFS) Observer Program, we strongly recommend readers to review of the NMFS Observer Manual (current copies can be downloaded @ <http://www.nefsc.noaa.gov/femad/fsb/>). Fishermen may estimate the weight of the catch for a given species either before or after dressing. The method used can change from haul to haul, and even between species within a given haul. Fishermen estimate weights based on visual inspection of the number of baskets or fish boxes that are filled or partially filled. It should be noted that fishermen have developed very specific methods of filling

baskets and boxes because their livelihood depends on efficiency. Therefore, a packed basket or box of a particular species tends to be a standard quantity, and weights are relatively efficiently estimated. To date quantification of the weight estimation error made by fishermen during this survey has not been attempted. In the future, we hope to obtain species-specific and dressed-specific data on weight estimation errors.

Gear

The New Bedford Massachusetts trawler fleet uses various types of otter trawls throughout the year (Table 2). Otter trawls are large funnel-shaped nets that are pulled through the water behind the vessel. What makes an otter trawl effective is its ability to open wider than the stern of the vessel as it is being towed. This is achieved by attaching the net to two "otter boards" or "doors" that spread the net apart due to hydraulic pressures as they are towed behind the boat. In addition, the top opening of the net is made to be positively buoyant while the bottom opening is made to be negatively buoyant. These factors cause the net to open vertically and horizontally.

At least fourteen otter trawl variations were used during the survey (Table 2). These can all be grouped into one of three general trawl types described below. Keep in mind that most if not all of the nets used in the trawl project have been modified in some way to suit individual vessels, captains, and tow-by-tow fishing conditions.

Flat nets - are a type of yankee trawl used primarily for flounder and monkfish and in smooth bottom (sand, mud, etc.) areas. The yankee is the "classic" flat net that the others are derived from. Some identifying characteristics of a yankee net include a footrope that is 20' longer than the headrope and a 9' tall mouth when fishing. In most cases, flat nets are fished with a cookie sweep or small rollers. A cookie sweep is made by attaching 3" diameter rubber discs all along the sweep (bridal, footrope, etc). When fishing for flounders, fishermen usually choose a square meshed codend. The flat net is built to stay on the bottom and sweep the entire towed area. Some specific flat nets used in this project were the Levin Marine, flat 5" sweep, 76x96, and 76x97 (Table 2).

Roller and rock hopper nets - are made for fishing in the hard bottom (rocky terrain). The large rollers and rock-hopper-like sweeps allow the nets to ride, bounce, or spring over large obstructions. These nets do not stay on bottom as well as a flat net. The ability to get over obstructions without being damaged is a compromise that fishermen choose when building and designing their nets. These nets are often named after the size of the rollers used. Center roller 12",

roller 18", and yankee rock hopper nets were used in this project.

Hi-rise nets - have taller mouth openings than flat nets in order to maximize their ability to catch roundfish such as cod, haddock, pollock, and other demersal fishes that might avoid a flat net by swimming over the top of the headrope. A diamond meshed codend is also used in most cases on these nets. Types used in this project include the Shuman, Gurock and balloon trawls (Table 2).

RESULTS

Vessel Characterization

Twenty commercial vessels participated in the trawl survey (Table 1). All were otter trawlers. New Bedford, MA was the home port for 16 vessels, while Fairhaven, MA, Hyannisport, MA, Dennisport, MA, and New York, NY were each the homeport for a single vessel. However, during the course of this project all vessels operated out of New Bedford. Vessels were steel hulled and ranged in size from 62-86 ft and 65-198 gross tons in weight (Table 3). One vessel had a second diesel engine, the rest relied on a single diesel engine for power. Capacity of the fish hold ranged from 25 to 119 tons, averaging 66 tons. Power ranged from 365 to 850 horsepower, averaging 623 horsepower. Vessels were built between 1964 and 2000, with most built around 1979. However, current engines were built between 1968-2001, with a mode in 1992. Vessels typically carried a crew of 4, ranging from a minimum of 2 to a maximum of 6 for the smallest and largest vessels, respectively. Most vessels were outfitted with significant electronics, with highly redundant systems for communication and navigation (Table 4).

Gear Characterization

Many types of nets were used by commercial fishermen during this project (Table 2). Most were variations of three major net categories, including flat nets (32 nets), hi-rise nets (13 nets), and roller/rockhopper nets (6 nets, Table 5). Thirteen nets were not classified to category because the net types were not recorded. Each vessel used from 2 to 6 different nets during the course of the project. Most nets were constructed with polypropylene netting (n=57), but a few were made with nylon (n=3) or Spectra (n=4) in the net body. Similarly, the codend was constructed of polypropylene (n=59), nylon (n=3), or kevlar (n=2). The codend mesh were mostly diamond (n=42) or square (n=21). Three nets had a wrapped square netting in the codend. Nets were predominantly green (n=42) with a few black (n=10), or yellow-green (n=1), with color not recorded for 11 nets. Most nets were made with double strand twine (n=46). Fourteen were

single strand and 4 were not recorded. Mesh size was predominantly 6 inch (n=26) or 6 ½ inch (n=26), though a few nets were 6 ¾ inch (n=8) or 7 inch (n=2). All nets had chafing gear.

Various materials were often placed along the ground cable, bridle or footrope (Table 6). Rubber cookies were most frequently placed on the ground cable (n=32), while chain (n=25) and rubber cookies (n=16) were most frequently added to the bridle, and rubber cookies (n=20) and rollers (n=15) were most frequently added to the footrope (Table 6).

It is important to note that there is a wide variation in the dimensions and construction of specific nets within each of the net categories, as fishermen frequently modify and customize their nets (Table 5). For nets where data is available, most averaged a 78-ft horizontal opening (range 25-150 ft), and a 14-ft vertical opening (range 5-26 ft). Ground cable lengths were highly variable, averaging 204 ft, but ranging from 0 to 480 ft. Each door weighted 610 lbs on average, and ranged between 400 and 900 lbs (Table 5). Large differences in net dimensions were apparent among each of the net categories, but high variation is also noted within all categories (Table 5, Fig. 2). The high-rise net tends to have the largest dimensions and heaviest doors, while the flat net tends to have the smallest dimensions (Fig. 2).

Trip Characterization

Although 223 trips were initiated, no data were obtained from two trips. There were 221 trips with a total of 8,421 trawl tows where at least some data were recorded (Table 9). However, the types of data recorded were not always consistent for all trawl tows. Sometimes only environmental data were recorded, and at other times only catch data were recorded. In addition, most trips experienced some type of problem for a few tows, resulting in loss of data (e.g., tear-up tows, recording error, data loss, etc.). As a result, some catch data were recorded for a total of approximately 7,911 hauls during 209 trips. In addition, fishermen did not reliably estimate catch discard for about 14% of the tows during the first program year (7% overall). Discard catch and total catch data have been set to zero values for these tows (leaving only kept catch data). Therefore, the effective sampling effort for total and discard catch data is 7,332 hauls over 202 trips (Table 9).

An average of 36 (Stdev=13) hauls were made per trip (range 2-72) where catch data were recorded. An S Mast technician participated on 34 (15%) of the trips, providing quality control oversight of data, and additional training of fishermen. Catches were landed in New Bedford, MA for 96% (n=213) of the trips. Additional landings were made at Hyannis (3), Boston (2), Fairhaven (2), and Gloucester (1). Although the dealer was not reported in 31% of the trips, Whaling City Seafood Display Auction, Bergies Seafood Inc., and Atlantic Coast Seafood Inc., Boston were the predominant dealers reported (Table 8).

Twenty vessels were piloted by 20 Captains (Tables 10 and 11); however,

one vessel had two different Captains, and one Captain served on two different vessels over the course of the project. Because the Captain has a strong influence on fishing activity (selection of target species, vessel speed, tow duration, and gear types), it is important to account for the lack of a one-to-one correspondence between vessels and Captains. Target species changed an average of 3.1 (standard deviation, SD, 1.6) times per trip, and ranged from 1-8 times per trip. Nets were changed an average of 1.9 (SD 0.6, range 1-4) times per trip. Net type was changed 1.3 (SD 0.5, range 1-3) times per trip, and net category was changed 1.2 (SD 0.4, range 1-3) times per trip. Therefore, a change in target species did not always result in a net change, and a net change did not always mean a change in net type (brand) or category (i.e. flat net versus roller net).

The distribution of trips by season and year of the project reflects temporal changes in fishing practices and our sampling effort (Table 12 and 13, Fig. 1 and 3). Note the higher sampling effort first year of the project and the six month lack of sampling between the first two surveys (Tables 9 and 12, Fig. 1). About 66% of the effort was concentrated during the winter and spring (Table 13, Fig. 3).

Trips averaged 7 days in duration, but ranged between 1 and 13 days (Table 7). Often, trips are cut short by mechanical problems or by foul weather (compare Days at sea to expected trip duration in Table 7). Crews size averaged 5, including the Captain. An average of 14 tons of ice, and 3,610 gallons of fuel were expended per trip. A total sampling effort of 1,552 days at sea (DAS) and 23,247 hours of towing time were expended during the course of this project (Tables 7 and 14). This effort resulted in the capture of approximately 12 million lbs of fish, of which 8.7 million lbs were kept and 3.8 million lbs were discarded (Tables 14 and 15)². An average of approximately 59 thousand pounds of fish were caught per trip, of which 40 thousand pounds were kept and 19 thousand pounds were discarded (Tables 14 and 15).

Station Data

A total of 8,421 stations (trawl tow locations) were occupied during the project (Fig. 1, Tables 9 and 16). Summary statistics for the environmental data, trawling data, and total catch data are provided in Table 16. Note that many variables have differing sample sizes due to differences in recording rates. Some catch data were recorded in 7,911 out of the 8,421 tows. Lack of discard reporting and tear-up tows account for this difference. Some catch or length frequency data may have been recorded for some tear-up tows, but this should not be considered quantitative. Discard data were not considered to have been reliably recorded in 579 tows (14% of the first year survey, 7% overall). For

² Note that the total catch and discard values are biased by a frequent lack of reporting of discard by the fishermen, which we have attempted to account for, herein.

these tows, the kept catch data are reliable, but the discard and total catch data have been set to missing values. Due to these various issues, only 7,332 tows provide complete catch data (see Table 9). A more detailed explanation of the recording issues for the discard and total catch data can be found in a separate methods report.¹ Summary statistics for station data were very similar for data pooled over all observations (Table 16) compared to data pooled over stations with reliable catch data (Table 17). Therefore, all further summaries of station data and sampling efforts reported, herein, are based only on data pooled over tows where at least some catch data were recorded (N=7,911 tows).

The average depth was 68 fm, and average tow duration was 2.8 h (Tables 16 and 17). There was an average of 2.4 tow events per station, ranging from a minimum of 1 when only the set data were recorded to a maximum of 8 when 6 turns, the set and the haul were recorded. A single turn occurred in approximately 30% , and 2 turns in 4% of the tows for which turn data were recorded (Table 18). Trawl tows were conducted around the clock in approximately equal proportions (Table 19). Most tows were conducted during good weather conditions (Table 20). Sampling effort was most intense during 2001 and the winter and spring months, with a peak of 886 tows conducted in April 2001 (Table 21).

The catch averaged 1,639 lbs/tow, of which an average of 1,099 lbs were kept and 530 lbs were discarded (Table 17). On average 27% of the catch was discarded. Trawls caught an average of 761 lbs/hour, of which 459 lbs/hour were kept and 300 lbs/hour were discarded (Table 17). An average of 7, 5, and 4 species were captured, kept and discarded per tow, respectively (Table 17). Fourteen species or species groups were targeted by the fishermen (Table 22). Scallop were targeted in a few tows during the third year. Multispecies, monkfish, Atlantic cod, winter flounder and haddock were the most frequently targeted species accounting for 95% of the effort (Table 22).

As might be expected, station data varied strongly among fishing vessels (Table 23, Fig. 4, 5, 6 and 7), gear (Table 24, Fig. 8, 9, 10 and 11), season (Table 25, Fig. 12, 13, 14 and 15) and target species (Table 26, Fig. 16, 17, 18 and 19). For example, vessel 11 had a mean tow duration nearly twice that of vessel 3, while vessels 2 and 20 fished in the deepest and shallowest waters, respectively (Table 23, Fig. 4). Mean total catch per tow and total CPUE for vessels 5 and 20 were nearly three times greater than for vessels 7 and 13 (Table 23, Fig. 5 and 6). In contrast, percent discard was greatest for vessel 20 (at nearly 60%), and least for vessel 7 (Fig. 7).

Tow speed and duration were greater for flat nets, and roller nets were fished in the shallowest depths (Table 24, Fig. 8). Total catch and total kept catch were greater in the hi-rise nets, while discard was lowest in the flat nets (Fig. 9). A similar pattern is seen for CPUE data, except roller nets also have the lowest discard CPUE (Fig. 10). However, the percentage of the catch discarded was greatest for roller nets (Fig. 11).

Trawling was conducted in the deepest waters during the winter, and shallowest during the summer (Table 25, Fig. 12). Tow speed was greatest, and

tow duration least, in the summer (Fig. 12). Total and kept catch (lbs/tow) were highest during the winter, while discard was highest during the summer and fall (Fig. 13). The pattern for catch CPUE was similar (Fig. 14). The percentage discard of the catch was greatest during the summer and fall (Table 25, Fig. 15).

Because fishermen adjust their gear type and fishing methods to optimize catch of targeted species, target species had a strong effect on station data (Table 26, Fig. 16, 17, 18 and 19). The highest tow speed was used when targeting lobster, and the lowest when targeting pollock (Table 26, Fig. 16). Longer tow durations were used when targeting mixed hake, monkfish, and American plaice, and shorter durations when targeting redfish and scallop. Haddock, multispecies, mixed hake, and redfish were targeted in the deepest waters, while Atlantic cod, witch flounder and lobster were targeted in the shallowest water (Table 26, Fig. 17). Total combined species catch was greatest when targeting skates, and least when targeting redfish, witch flounder and American plaice (Fig. 17). The weight of the total kept catch was greatest when skate, pollock, monkfish or haddock were targeted. However, discard was greatest when targeting winter flounder, yellowtail and scallop (Fig. 17). Standardizing the catch by tow duration (CPUE) had the effect of reducing the importance of skate (Fig. 18). The highest total catch weight per tow hour occurred when scallop, skate, redfish and haddock were targeted. The highest kept weight per tow hour occurred when skate, redfish, and scallop were targeted. The highest discard CPUE occurred when scallop lobster and winter flounder were targeted (Fig. 18, Table 26). The greatest percentage of the catch discarded occurred when winter flounder, scallop, yellowtail and lobster were targeted, and least when monkfish, redfish, hake mix, or skate were targeted (Fig. 19).

Catch

A total of 51 species (or species groups) of fish were collected during the program (Table 27). The five dominant species by mean total weight per tow were skates (35%), monkfish (19%), Atlantic cod (11%), haddock (11%) and winter flounder (5%) (Table 28, Fig. 20). Dominant species kept by the fishermen were monkfish (27%), Atlantic cod (17%), haddock (15%), skate (13%) and winter flounder (8%). Skate shifted from being ranked first by total catch to 4th by kept catch because they are usually discarded. Skate constitute the dominant discard species (80%) followed by spiny dogfish, barndoor skate, sea raven, and monkfish (Table 28, Fig. 20). Note, that all skates were lumped into a mixed skate species group, except for barndoor and clearnose skates which were recorded separately (the mixed skate grouping is used because fishermen do not have time to correctly identify skate species and the market does not distinguish among species). The species rankings shift somewhat when catches are standardized by tow duration (CPUE in lbs/tow-hour), but skate (41% of catch), haddock (13%), monkfish (12%), Atlantic cod (12%), and winter flounder (7%) and remain the top five species (Table 29, Fig. 21). Skates account for 80% of the

discard CPUE (Fig. 21).

Species composition and catch data were influenced by many factors during this study, including vessel, captain, gear, season, and target species effects. We recognize that many of these factors are statistically confounded with one another and with sampling location. However, a comparison of the single factor effects is useful for developing a good conceptual understanding of the trawl data. Therefore, we include, herein, a brief summarization of catch differences by vessel, gear (*net_category*), season and targeted species (Fig. 22-45, Tables 30-37).

Catch by Vessel: Strong differences in catch were observed among the 20 fishing vessels participating in this study (Tables 30 and 31). Pie charts for the nine vessels with the greatest sampling effort are shown for discard, kept and total catch per tow (Fig. 22, 23 and 24, Table 30) and discard, kept and total CPUE (lbs/tow-hour, Fig. 25, 26 and 27, Table 31). Skates dominated the discard of most vessels (Fig. 22 and 25), but vessel 11 had an unusually high diversity of discard, including significant contributions of monkfish and spiny dogfish. Species kept by the vessels were highly variable (Fig. 23 and 26). For example, vessel 19 was dominated by winter flounder, vessels 11, 17, and 6 by monkfish, and vessel 9 by haddock (Fig. 23 and 26). While skate typically dominated the total catch for most vessels, vessels 11, 17 and 6 were notable in that monkfish either dominated or equaled the skate contribution (Table 30 and 31, Fig. 24 and 27).

Catch by Gear: Strong differences in catch were observed among the gear types (*net_category*, Tables 32 and 33). Pie charts comparing catches among gear types for discard, kept and total catch per tow (Fig. 28, 29, and 30) and discard, kept and total catch CPUE (lbs/tow-hour, Fig. 31, 32 and 33), illustrate these differences. The pie charts indicate the dominant species by relative weights for each gear. In general, flat nets have a composition more similar to the hi-rise net than to the roller net.

Skates dominated the discard for all net types (Fig. 28 and 31, Tables 32 and 33). Barndoor skate and spiny dogfish were important components of the discard catch in hi-rise nets, while sculpins (mostly longhorn sculpin) and Atlantic cod were important in the roller nets. That cod contributed disproportionately more to the roller net discard, compared to other gear is notable, though absolute values are still quite (20 lbs/tow or 14 lbs/tow-hour, Tables 32 and 33).

The catch kept by the fishermen was least diverse for the high-rise net (Fig. 29 and 32). Flat nets were dominated by monkfish, Atlantic cod, skate and haddock, hi-rise nets by haddock, Atlantic cod, monkfish and skates, and roller nets by cod, skate, yellowtail and American plaice based on mean kept catch per tow (Fig. 29, Table 32). Similar patterns were observed based on CPUE, except that winter flounder replace haddock in the flat net and American plaice in the

roller net (Fig. 32, Table 33). The importance of the flatfish in the kept catch of the roller nets is surprising given that flat nets are traditionally used for flounder fishing.

Skates dominated the total catch per tow and CPUE of all net categories accounting for over a third of the catch by weight (Fig. 30 and 33). Monkfish was the second most important species in flat nets, while haddock and Atlantic cod were second in the hi-rise and roller nets, respectively. American plaice were uniquely important in the roller nets (Table 32 and 33).

Catch by Season: Catch weights and species composition varied strongly among seasons (Tables 34 and 35). These differences are summarized in pie charts for mean discard, kept and total catch per tow (Table 34, Fig. 34, 35 and 36) and mean CPUE (lbs/tow-hour, Table 35, Fig. 36, 37 and 38). Discard in all seasons were dominated by skates, with some barndoor skate and spiny dogfish in winter and spiny dogfish and sea raven in summer (Fig. 34 and 37). The fall kept catch was dominated by monkfish and winter flounder, winter by haddock, monkfish and Atlantic cod (Fig. 35 and 38). Kept catch composition in spring and summer were more diverse with an increase in flatfishes. Skate dominated the total catch composition for all seasons (Fig. 36 and 39). Winter catches are dominated by skate, monkfish, haddock and Atlantic cod. Spring by skate, Atlantic cod, monkfish and yellowtail. Summer by skate, monkfish, winter flounder and Atlantic cod, and fall by skate, monkfish, winter flounder and haddock (Fig. 36). Total catch standardized by tow duration (CPUE lbs/tow-hour), differs mainly in that the ranking of monkfish declines. Haddock and Atlantic cod rise to the second rank in winter and spring, respectively, while winter flounder moves to second in both summer and fall (Fig. 39, Table 35).

Catch by Target Species: The influence of target species on the trawl catches is complex, and will be the subject of more detailed analyses in a future report. With the exception of frequent dominance of skate, most target species were dominated by the species targeted for total catch per tow and CPUE statistics (Tables 36 and 37, Fig. 42 and 45). Discard of all target species groups was dominated by skates (Fig. 40 and 43). Discard was most diverse for monkfish and haddock targeted tows, where spiny dogfish and barn door skate contributed. Small amounts of discard of the target species were typical of each group (Tables 36 and 37, Fig. 40 and 43). The kept catch was dominated by the target species in all cases except for when lobster were targeted (Fig. 41). When lobster were targeted lobster made up only 10% of the kept catch per tow (Fig. 41) or 14% of the kept catch per tow-hour (Fig. 44).

DISCUSSION

The High-Resolution Industry-Based Trawl Survey resulted in a wealth of data on fishing practices, methods, and catch for the Georges Bank groundfish

fishery. Although collection of scientific data by the fishermen during normal fishing operations posed several challenging data quality control problems that potentially limit the use of some data components (e.g. discard data), it is apparent that the resulting data set provides a significant source of information to fishery scientists and resource managers. This project follows in the spirit of Hall-Arber and Pederson³, who argued that industry-based data collection could provide unique and valuable data important for fishery management. Data presented in this report, and in forthcoming reports, convincingly demonstrate the usefulness of industry-based fisheries surveys. The brief data overview presented in this report suggests that this study will provide significant information in at least the following areas: 1) quantification of fishing methods and activities of the Georges Bank groundfish fishing fleet (e.g., gear used, towing speed, duration, etc.), 2) quantification of the effect of gear variation on fishing activity and methods and on the resulting catch composition and catch per unit effort, and 3) quantification of the influence of the fishermen's ability to target species on the resulting catch composition and CPUE. The importance of targeting practices is particularly emphasized and may have the most important implication for management. If fishermen can successfully target particular species and thereby reduce discard and other impacts on other species, then that provides them with a powerful tool for management of the resource. Policies and practices by the fishermen that enhance targeting efficiency are likely to become more important components of fisheries management.

Each of the five overall goals targeted by the project were achieved. First, we were able to obtain fisheries data on a higher spatial and temporal resolution than possible in most industry independent surveys, with nearly 6,000 trawl tows completed in two years. Second, this project relied the committed involvement of the industry and has helped to increase the industries ability to provide input into the management process through the inclusion of the data collected. Third, we have developed training methods and data collection methodologies that provide acceptable scientific data, and yet are tailored to the capabilities and limitations of the fishing industry's use during normal fishing operations. Fourth, the project successfully demonstrates the feasibility of cooperative projects between industry and scientists that focus on the acquisition of high-resolution fisheries data. And finally, data generated by this project are being used in studies focused on characterizing the relationships among environmental conditions, fishing practices, and catch.

ACKNOWLEDGMENTS

3

Hall-Arber, M. And J. Pederson. 1999. Habitat observed from the decks of fishing vessels. *Fisheries* 24(6):6-13.

The School for Marine Science and Technology at the University of Massachusetts Dartmouth would like to acknowledge the hard work and dedication of many of the commercial fishermen who worked so assiduously to gather fisheries data for this project under the challenging conditions that is life at sea. The success of this study would not have been possible without their efforts. Our thanks and appreciation is also extended to members of the Trawlers Survival Fund, New Bedford's local fishermen's association, and especially to the TSF's Director Bob Lane. The advice and perspectives he provided on all aspects of the program were invaluable. We would also like to thank Dr. Paul Diodati and other scientists at the Massachusetts Division of Marine Fisheries for their support. Frank Smith provided editorial assistance. This project was funded by the National Aeronautics and Space Administration under grant number NAG 5-9752, NAG 13-02042 and NAG 13-03021. Additional funding was provided by a contract to the Center for Marine Science and Technology (now SMAST), University of Massachusetts - Dartmouth, from the Northeast Region, National Marine Fisheries Service, NOAA, DOC, under the Cooperative Research Partners Initiative (Contract No. 50-EANF-0-00062).

FIGURES

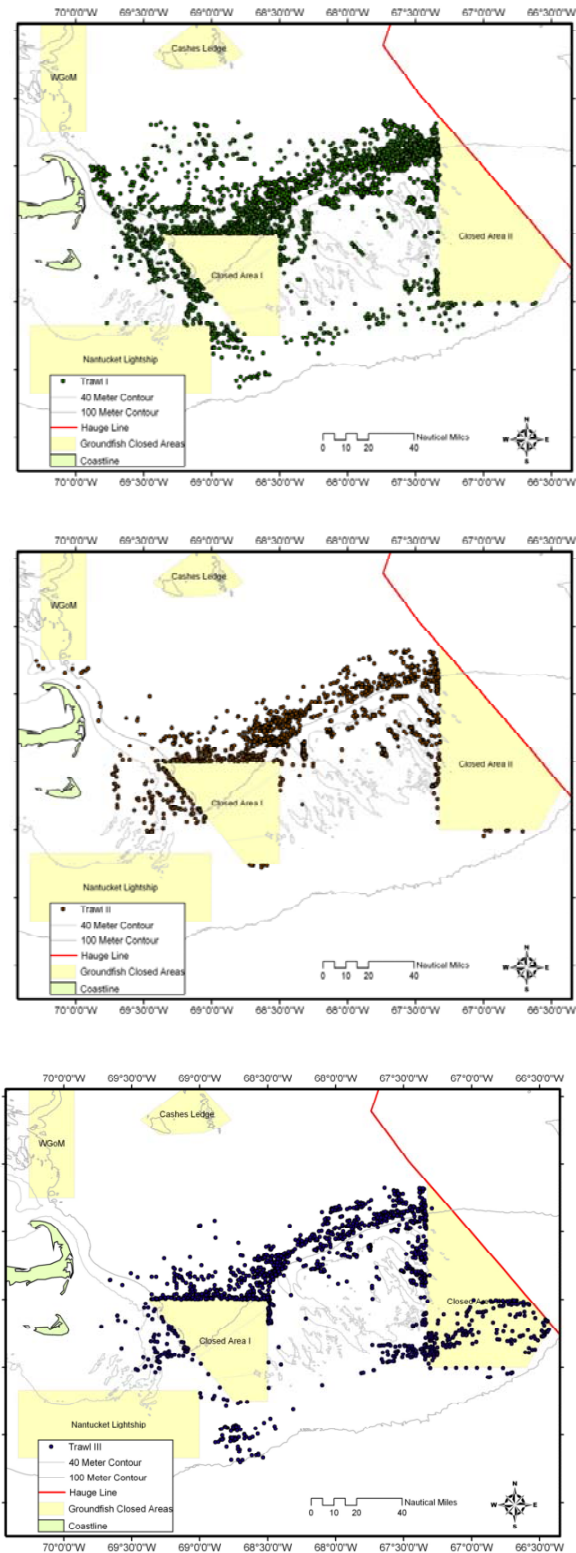


Figure 1. Location of trawl tows during survey year 1 (top), 2 (middle) and 3 (bottom). (See Table 9 for sampling effort.)

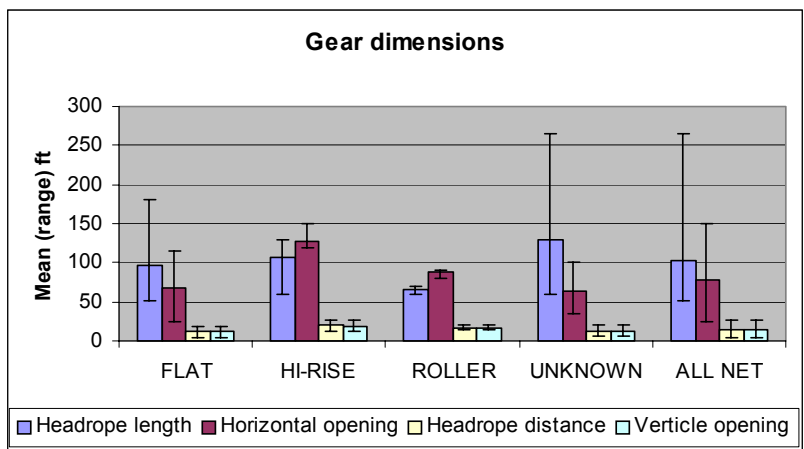
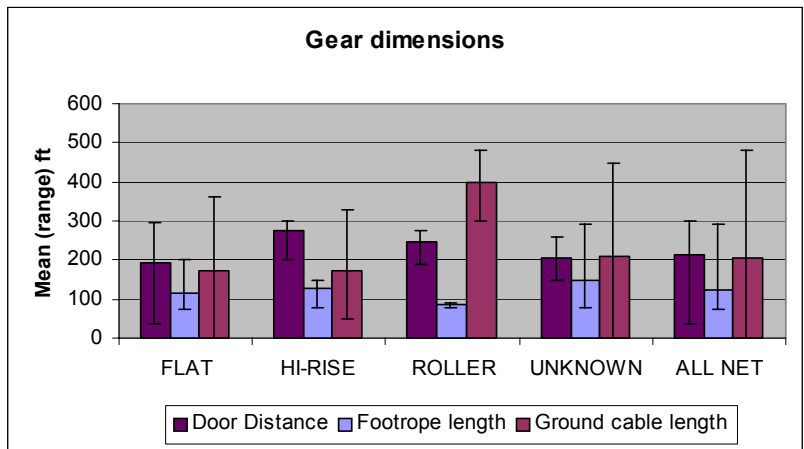
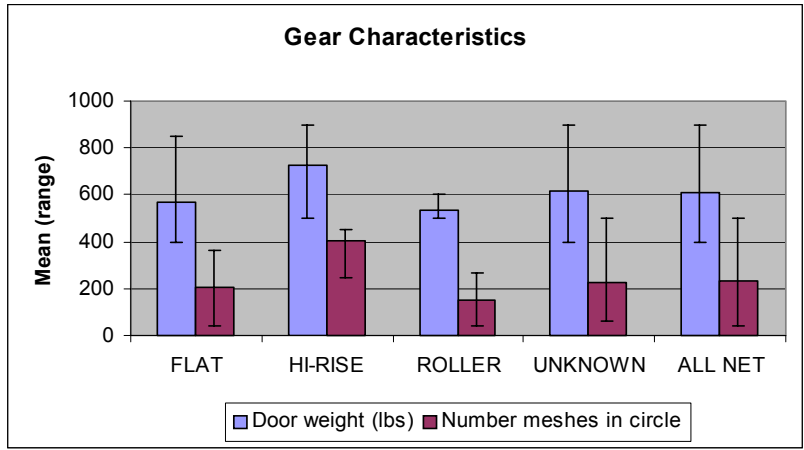


Figure 2. Comparison of selected gear characteristics among the net category types. (See Table 5.)

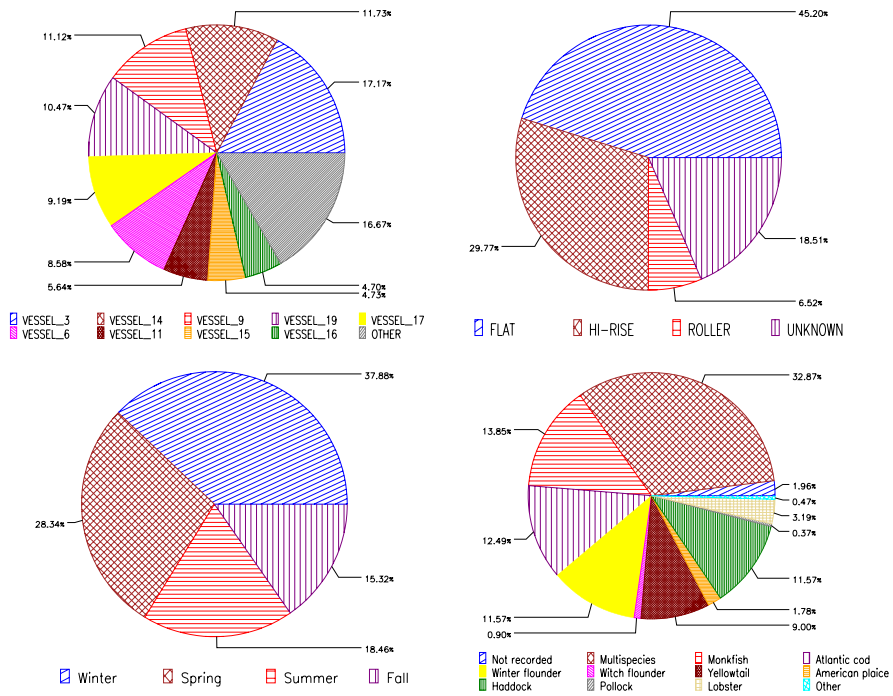


Figure 3. Sampling effort by vessel (top left), gear (top right), season (bottom left) and target species (bottom right) for all trawl tows where some catch data were recorded. (See Tables 10 and 23, 24, 13 and 25, and 22 and 26, respectively.)

Note, throughout this report all pie slices begin at 3 O’Clock and proceed counter-clockwise reading from left to right from the legend.

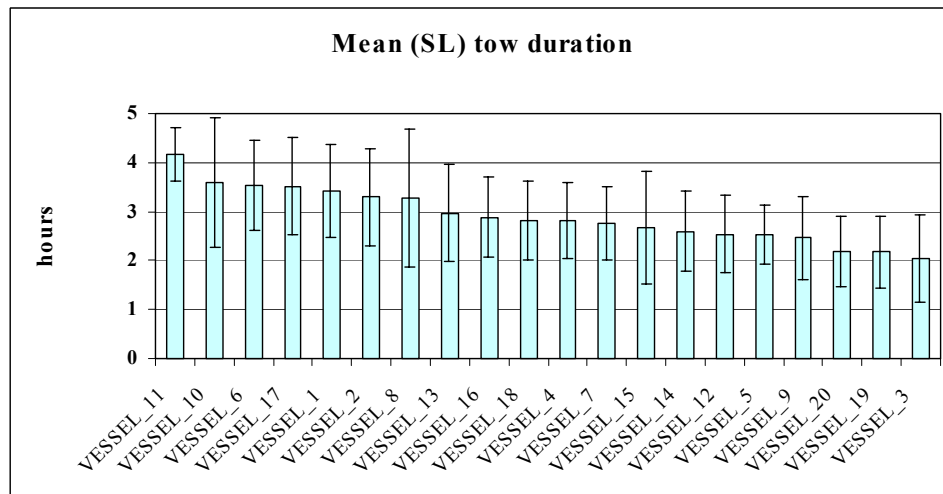
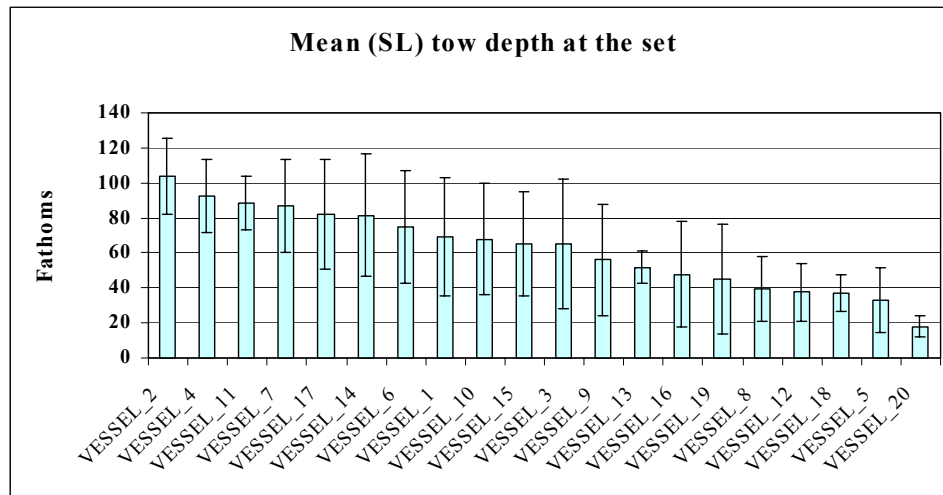
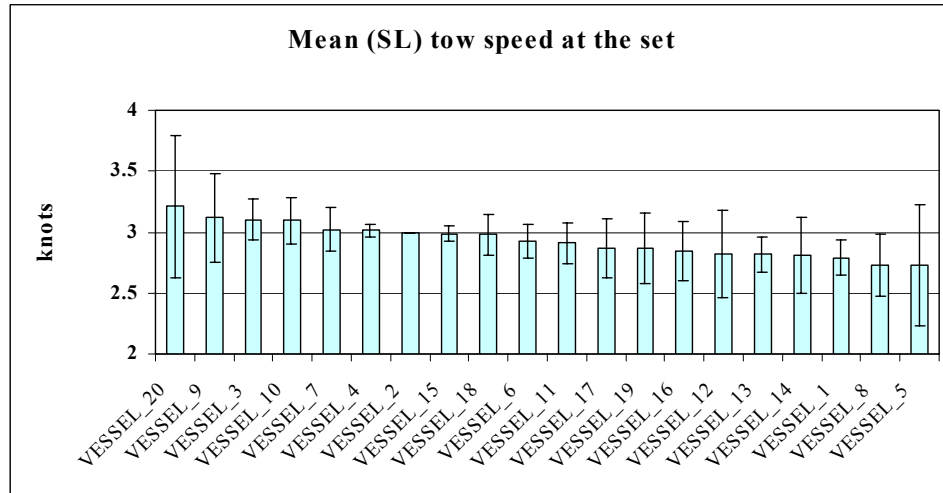


Figure 4. Comparison of selected station variables among vessels (means and standard error bars shown, see Table 23).

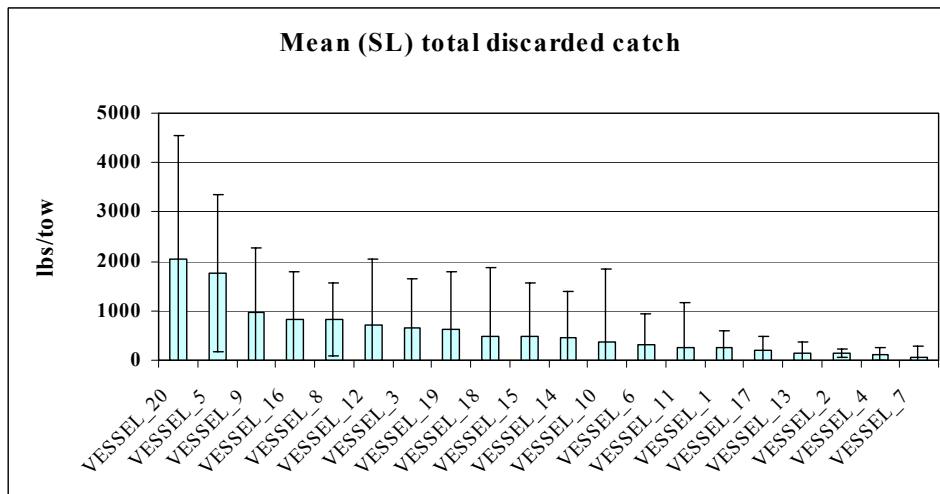
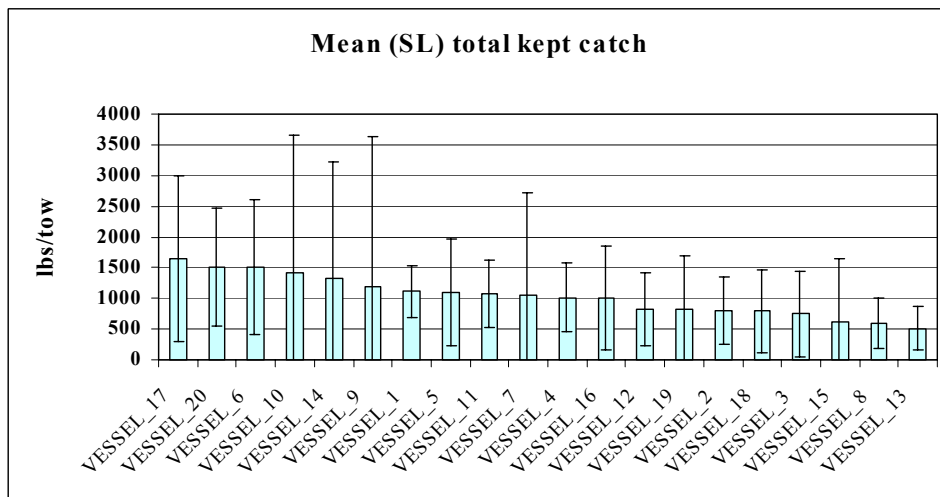
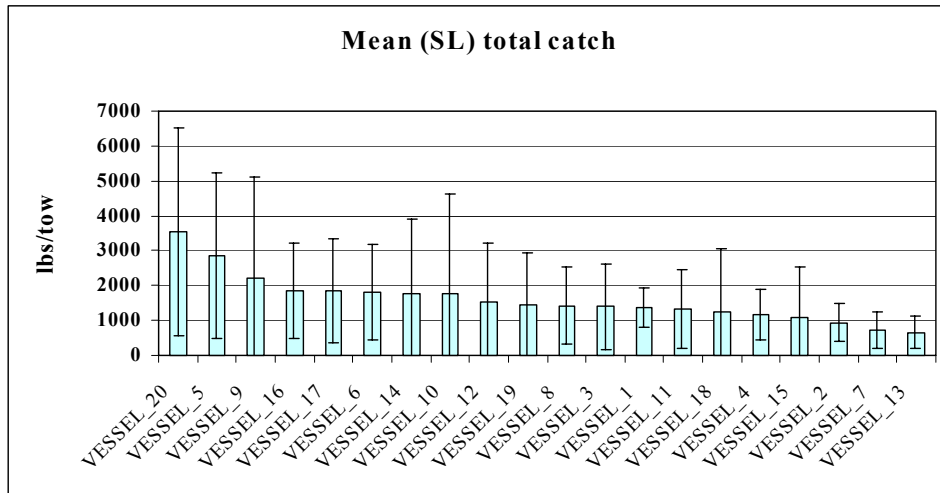


Figure 5. Comparison of mean total catch, kept catch and discarded catch per tow among vessels (standard error bars shown, see Table 23).

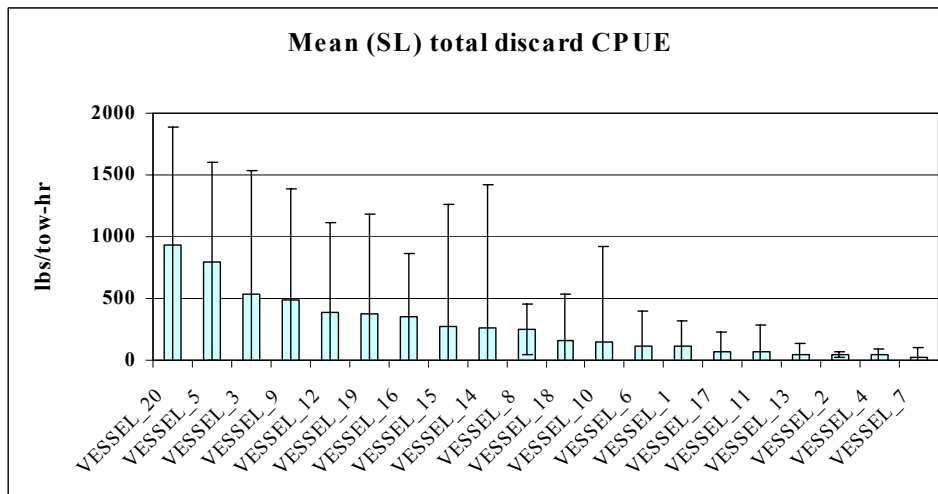
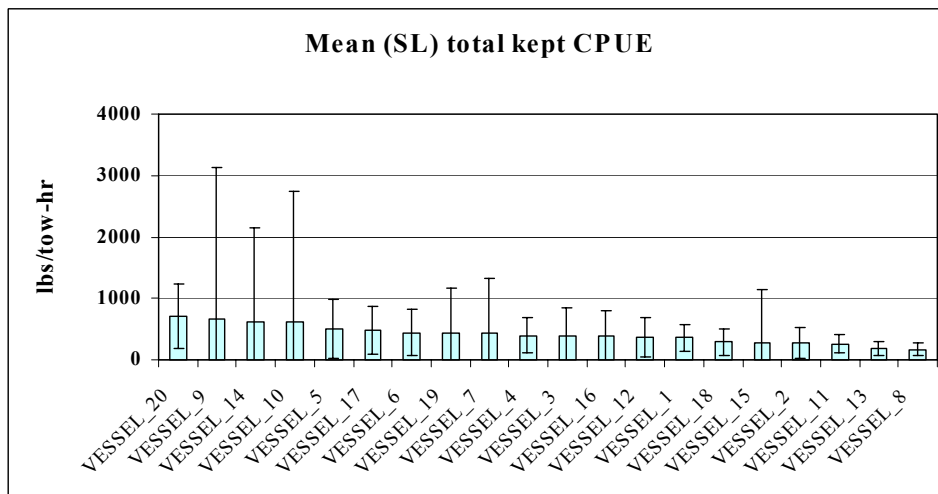
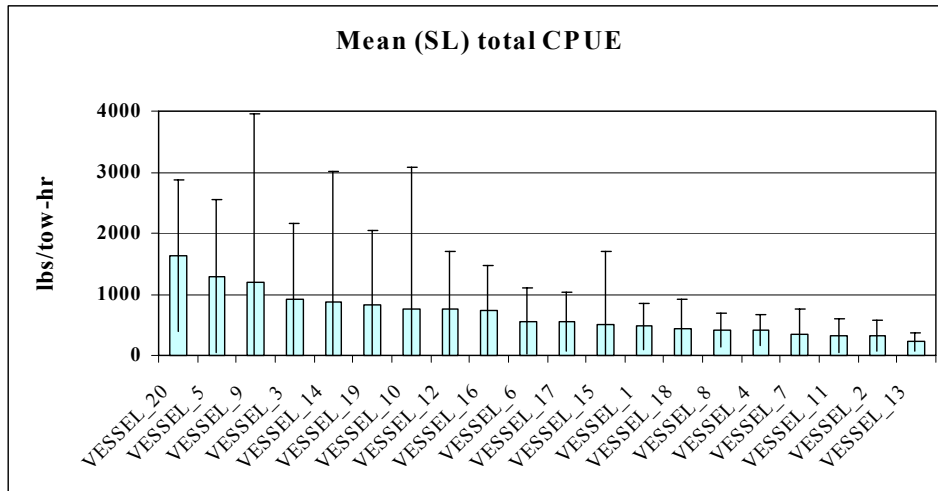


Figure 6. Comparison of mean total catch CPUE, kept CPUE, and discard CPUE among vessels (standard error bars shown, see Table 23).

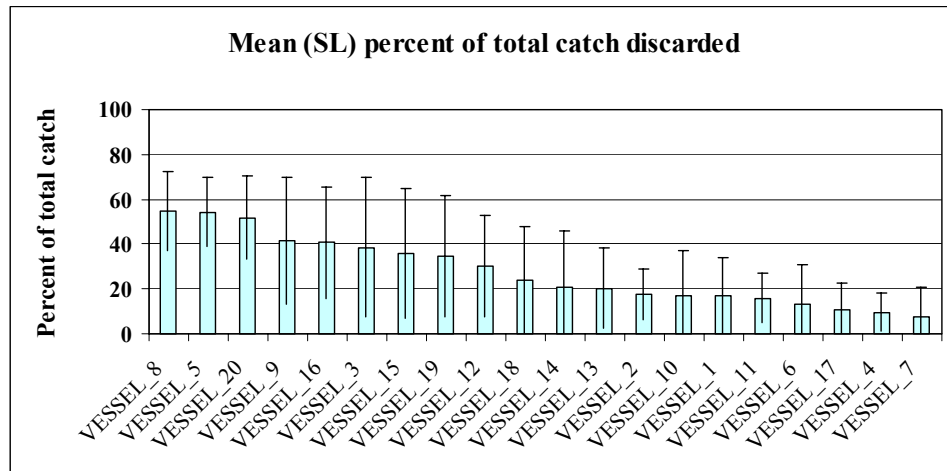


Figure 7. Comparison of the mean percentage of discard per tow among vessels (standard error bars shown, see Table 23).

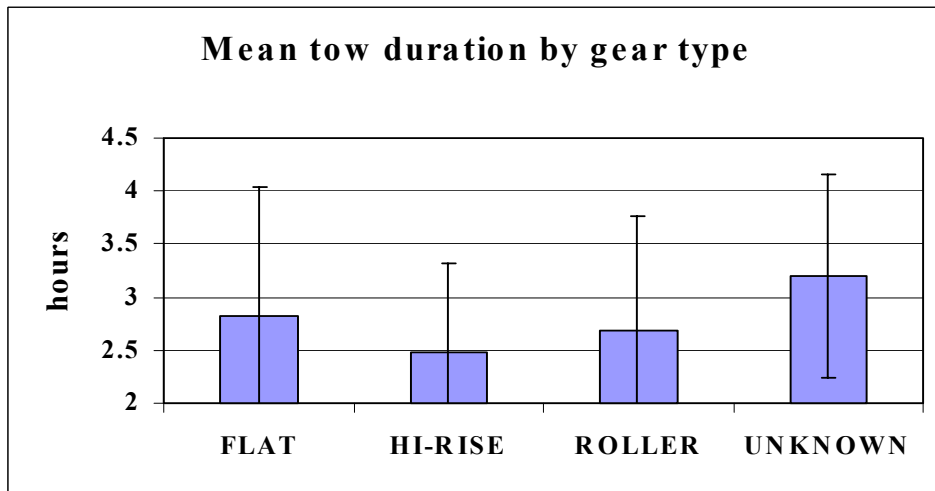
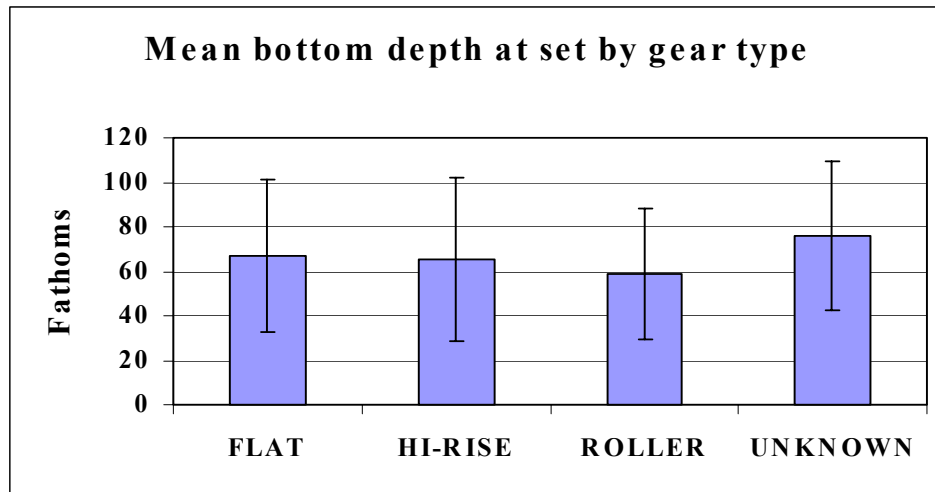
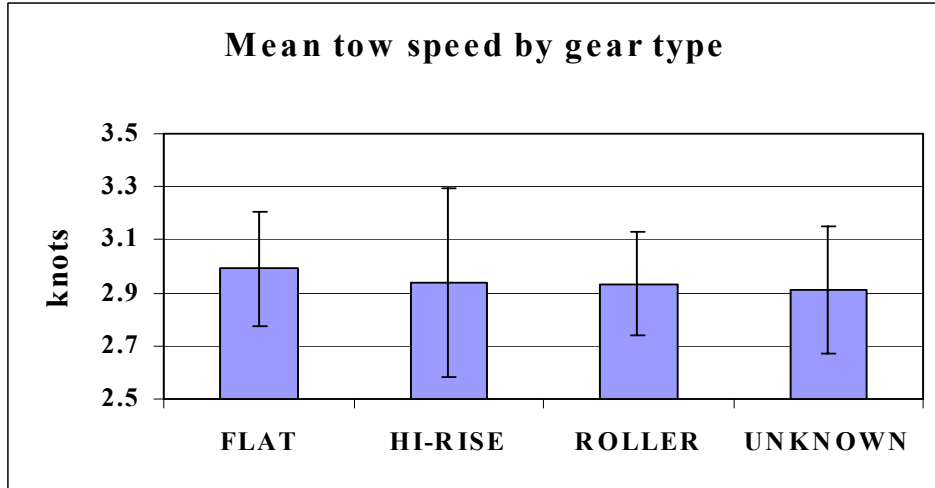


Figure 8. Comparison of selected station variables among gears (means and standard error bars shown, see Table 24).

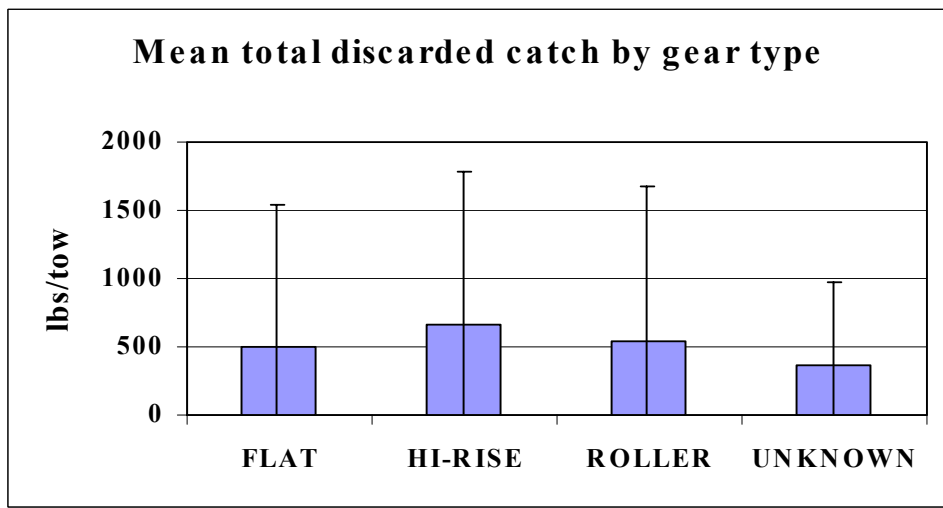
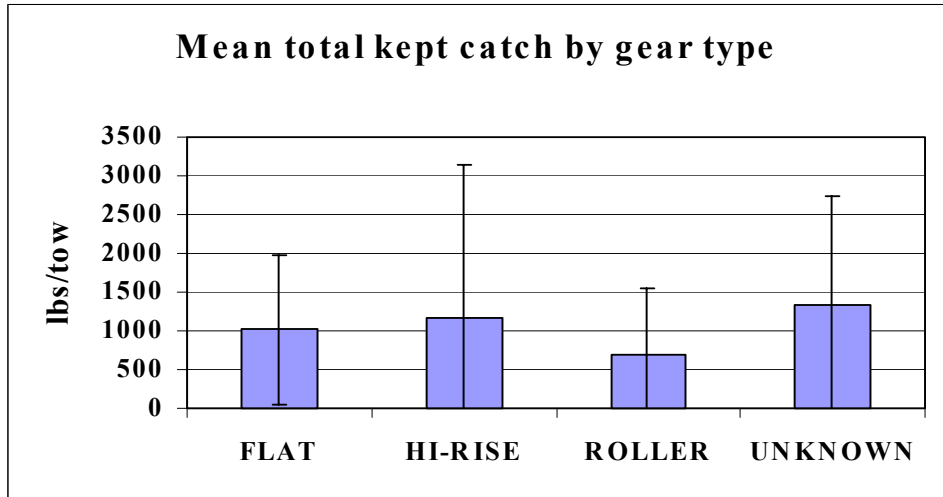
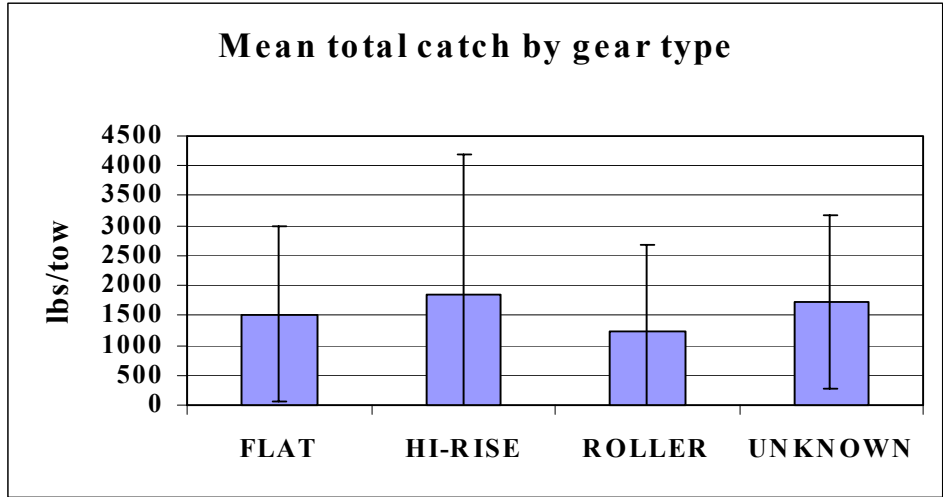


Figure 9. Comparison of mean total catch, kept catch and discarded catch among gear types (standard error bars shown, see Table 24).

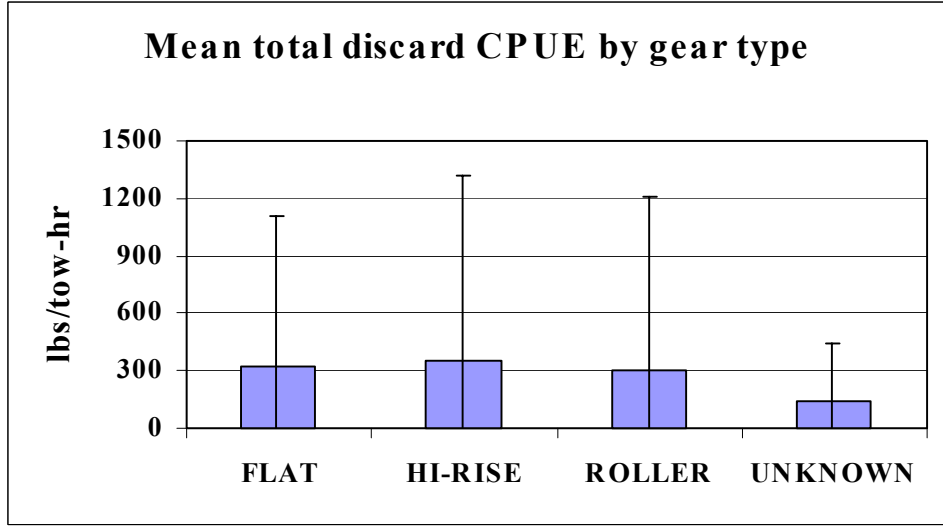
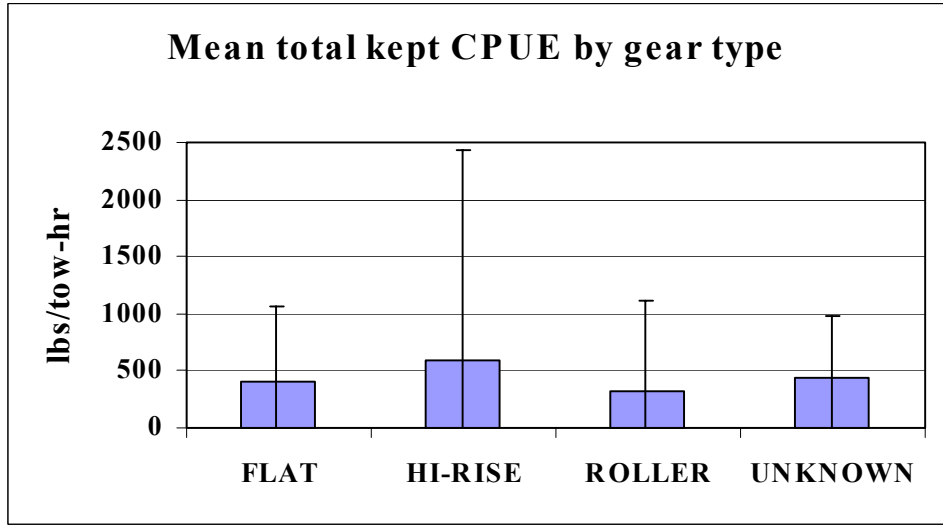
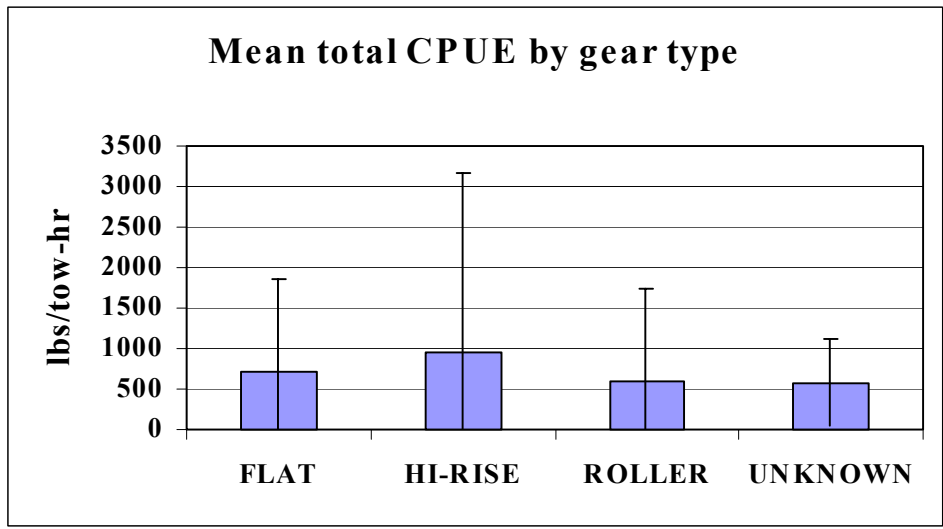


Figure 10. Comparison of mean total, kept and discarded CPUE among gears (standard error bars shown, see Table 24).
25

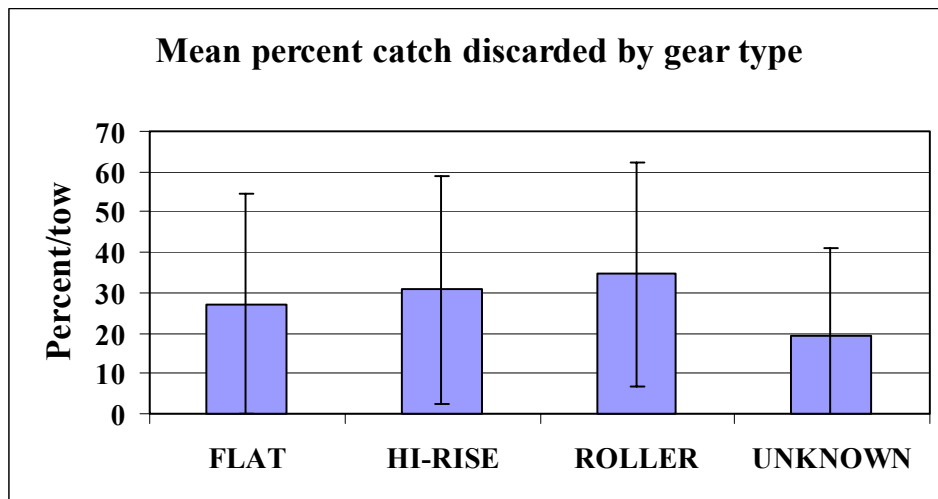


Figure 11. Comparison of the mean percentage of the catch discarded among gear types (standard error bars shown, see Table 24).

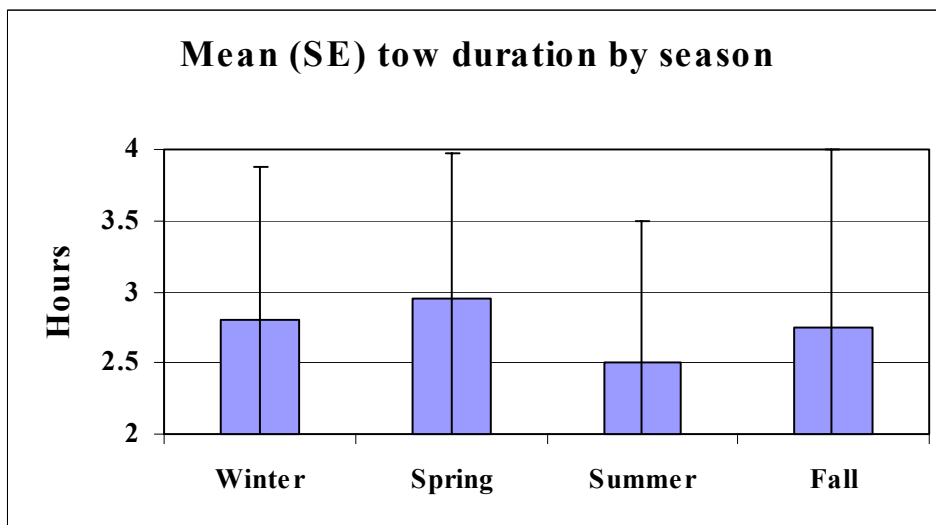
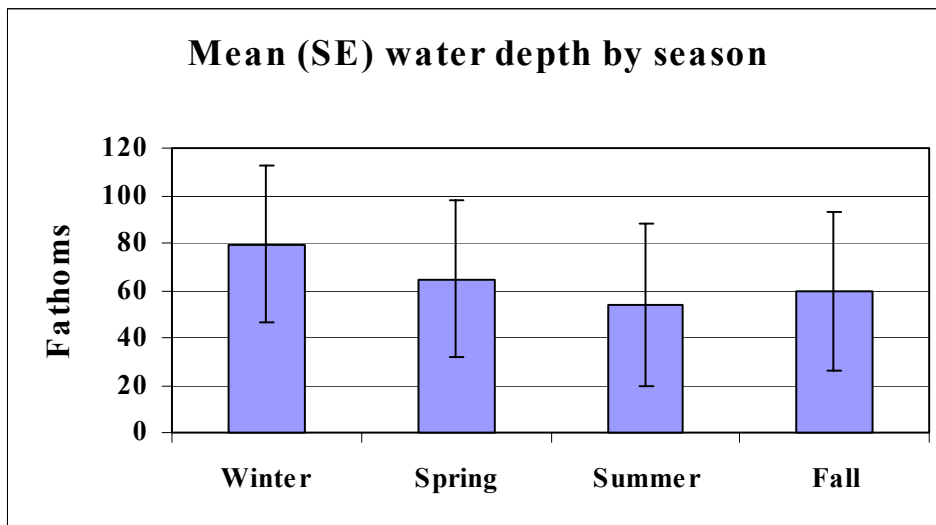
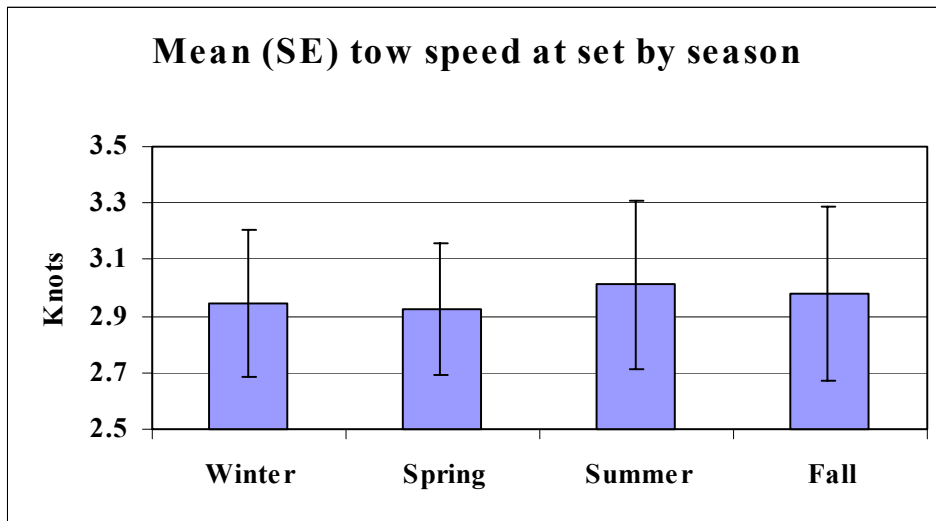


Figure 12. Comparison of selected station variables among seasons (means and standard error bars shown, see Table 25).

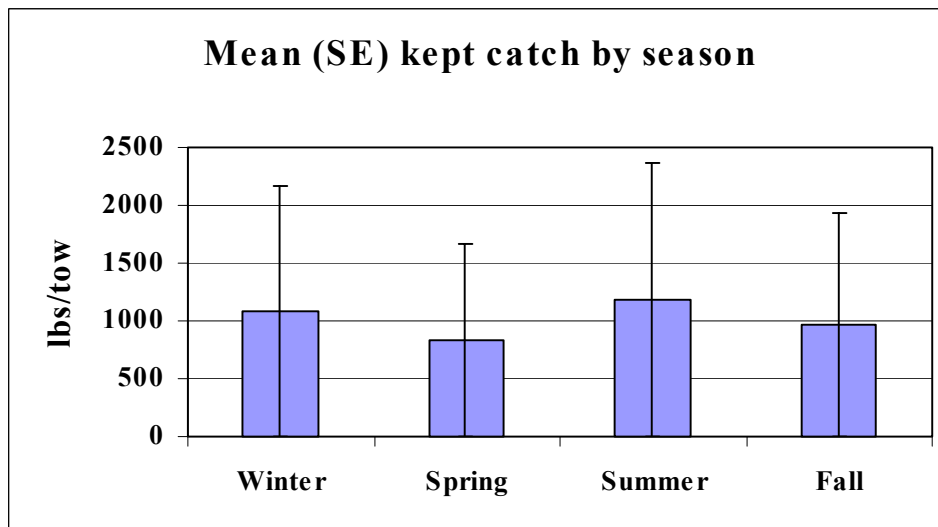
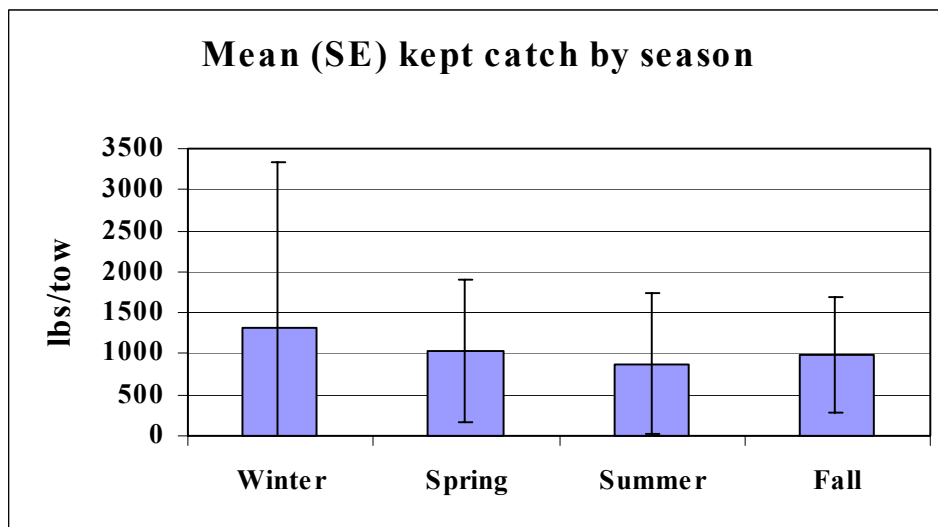
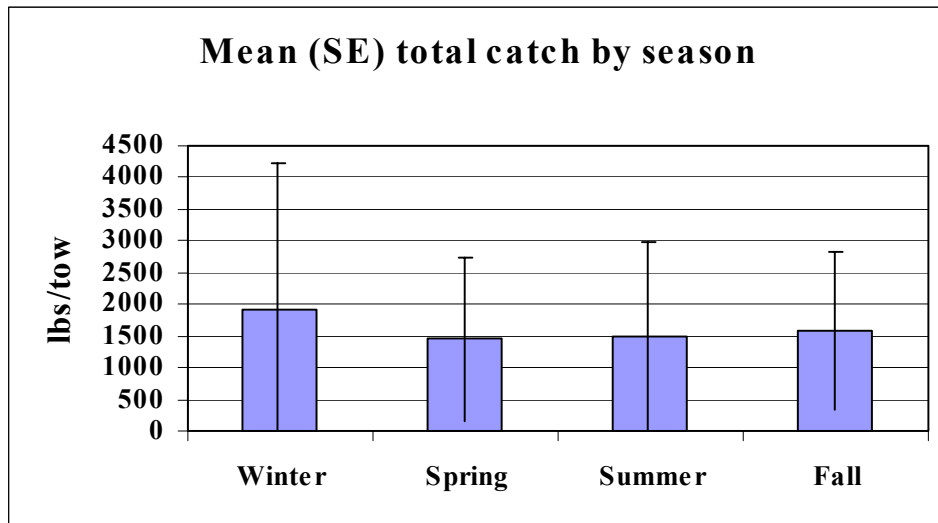


Figure 13. Comparison of mean total, kept and discarded catch per tow among seasons (standard error bars shown, see Table 25).

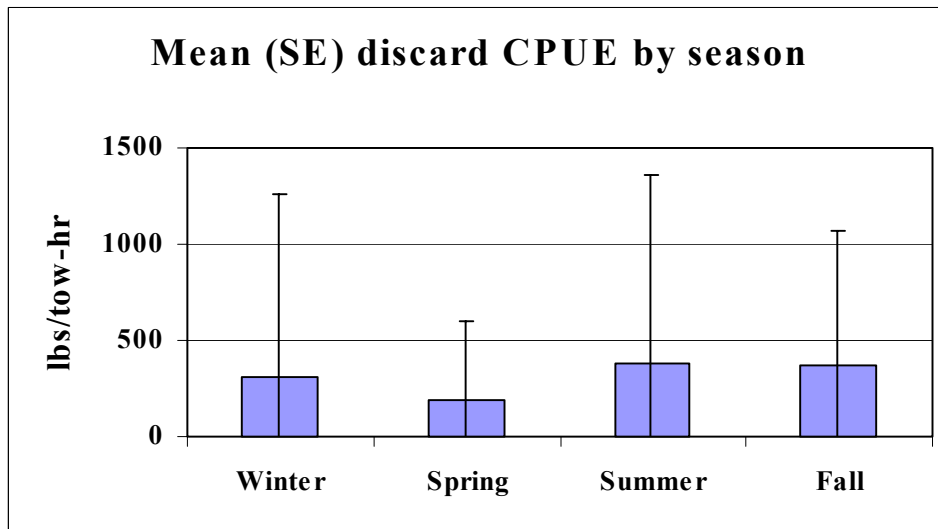
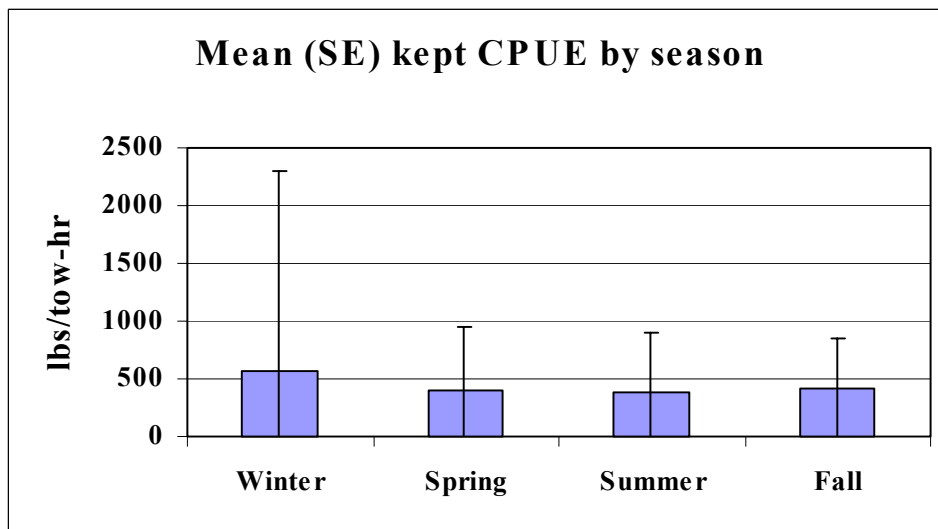
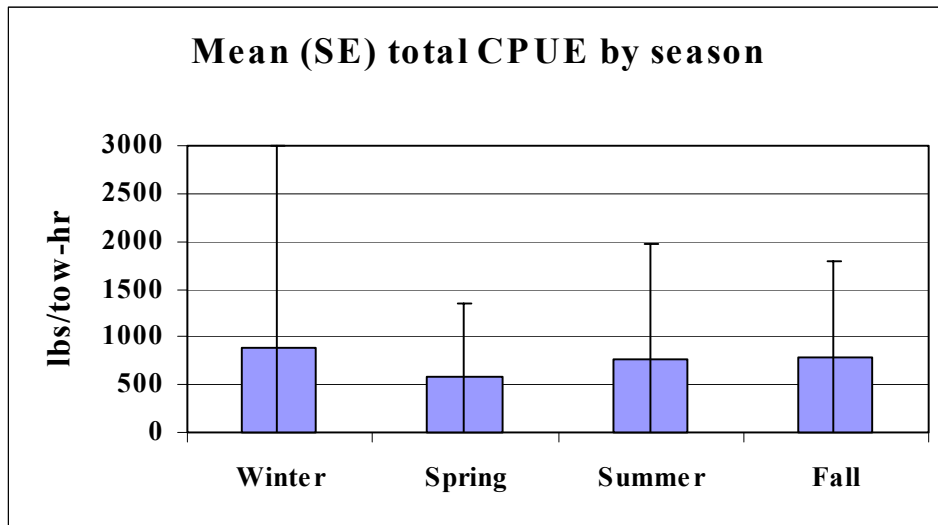


Figure 14. Comparison of mean total, kept and discard CPUE per tow by season (standard error bars shown, see Table 25).

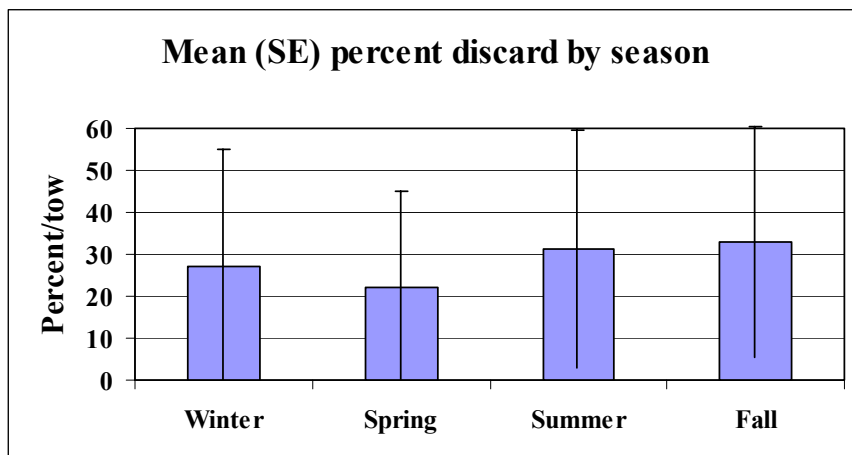


Figure 15. Mean percentage of catch discarded each tow by season (standard error bars shown, see Table 25).

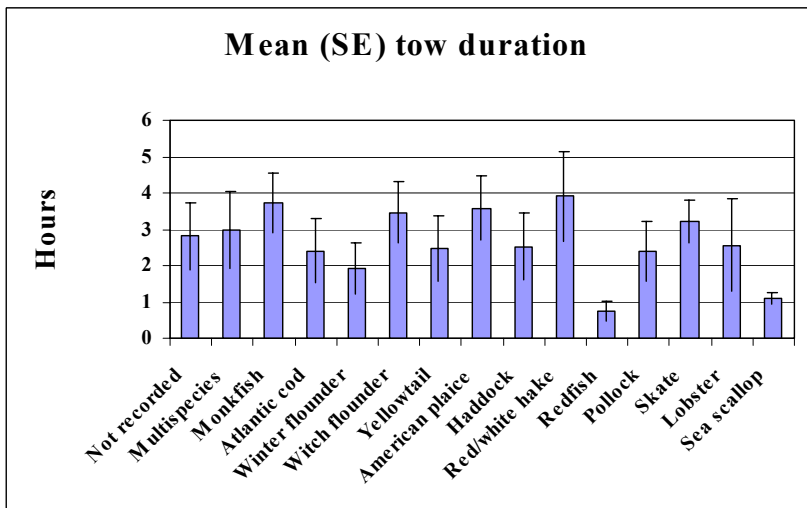
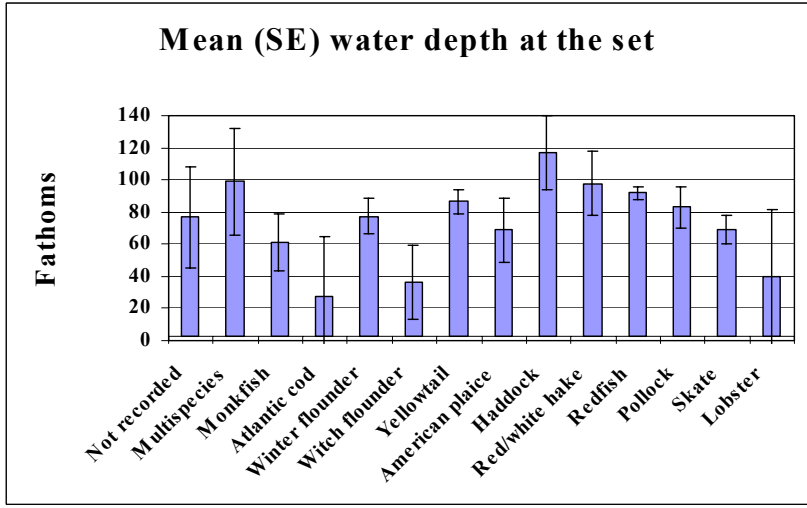
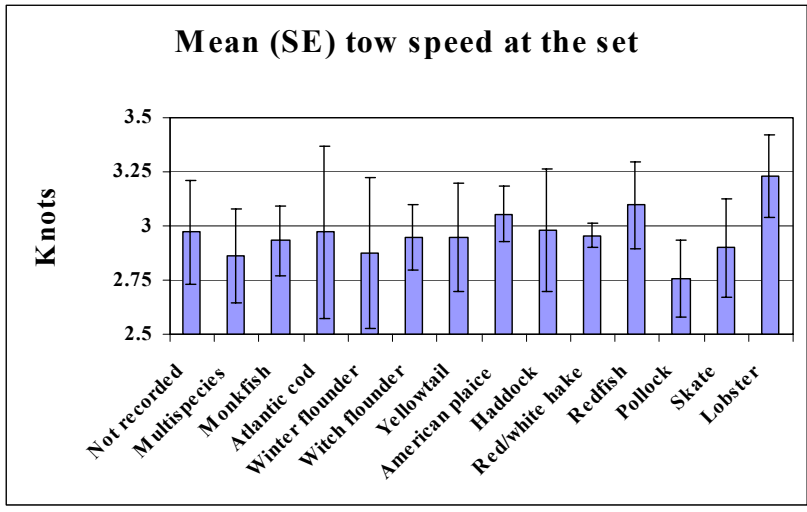


Figure 16. Comparison of selected station variables among target species (standard error bars shown, see Table 26).

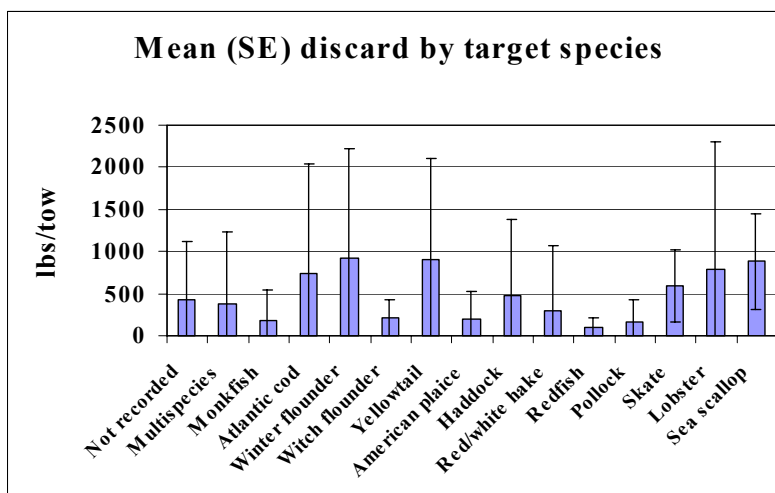
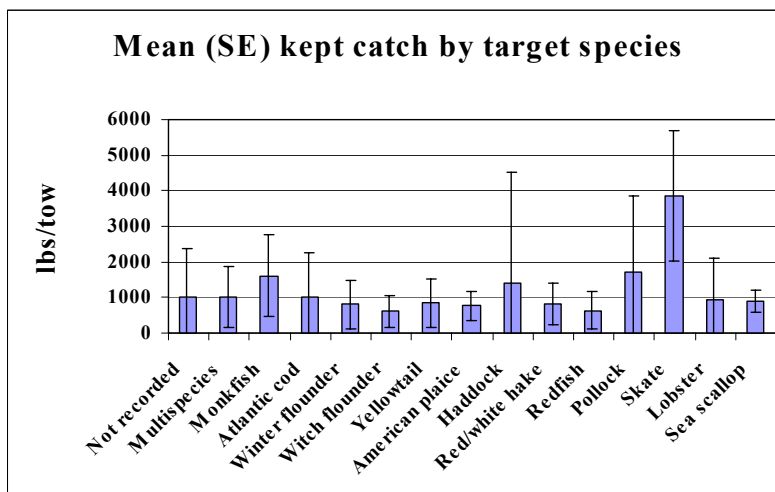
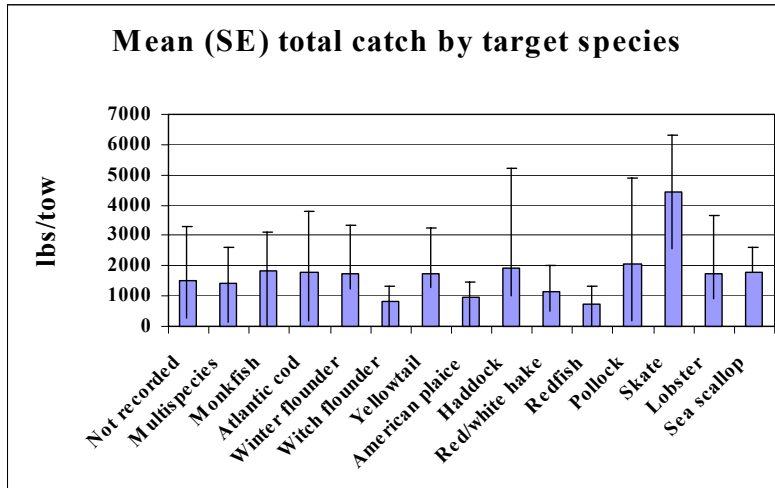


Figure 17. Comparison of mean total, kept and discard catch for all species combined among target species (standard error bars shown, see Table 26).

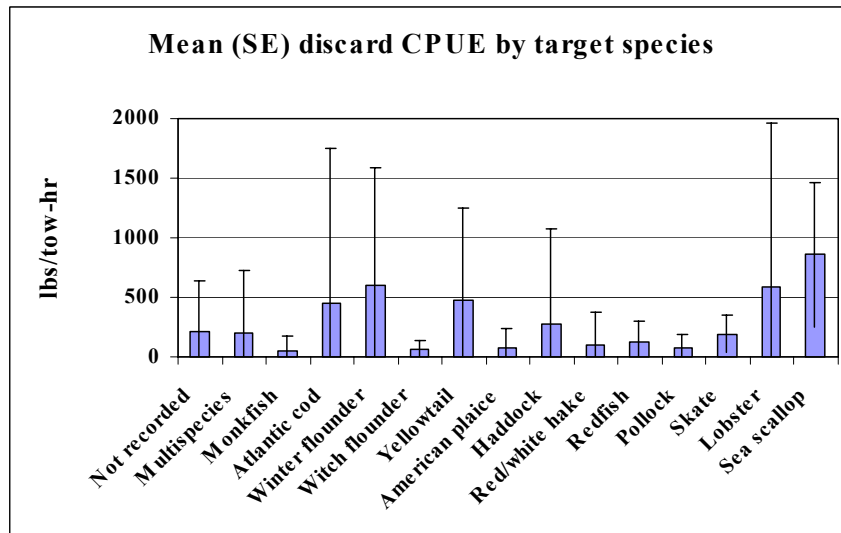
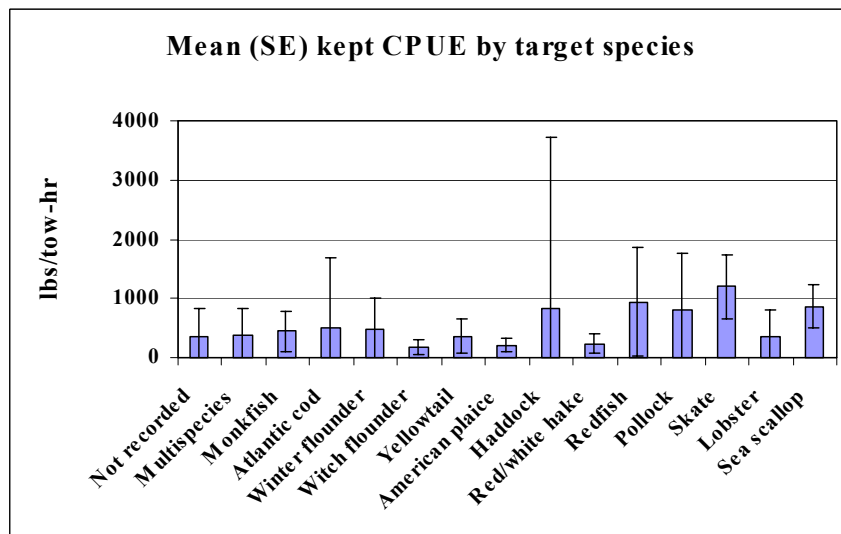
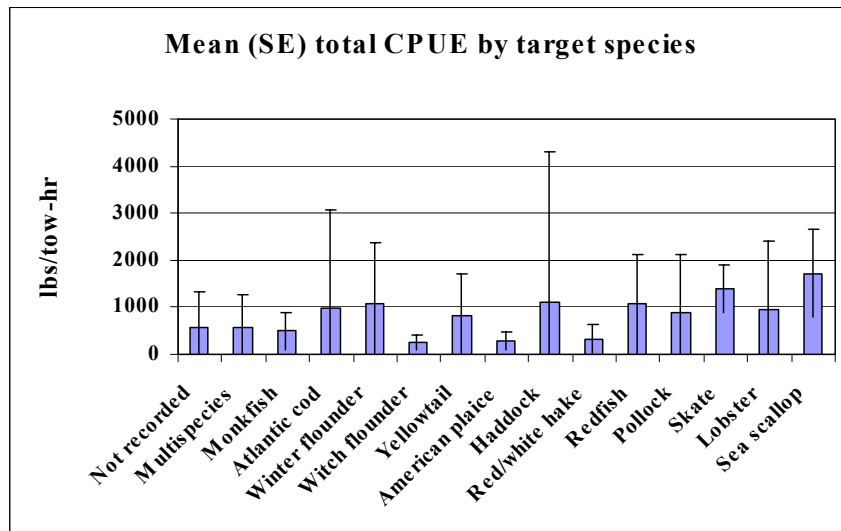


Figure 18. Comparison of mean total, kept and discard CPUE for all species combined among target species (standard error bars shown, see Table 26).

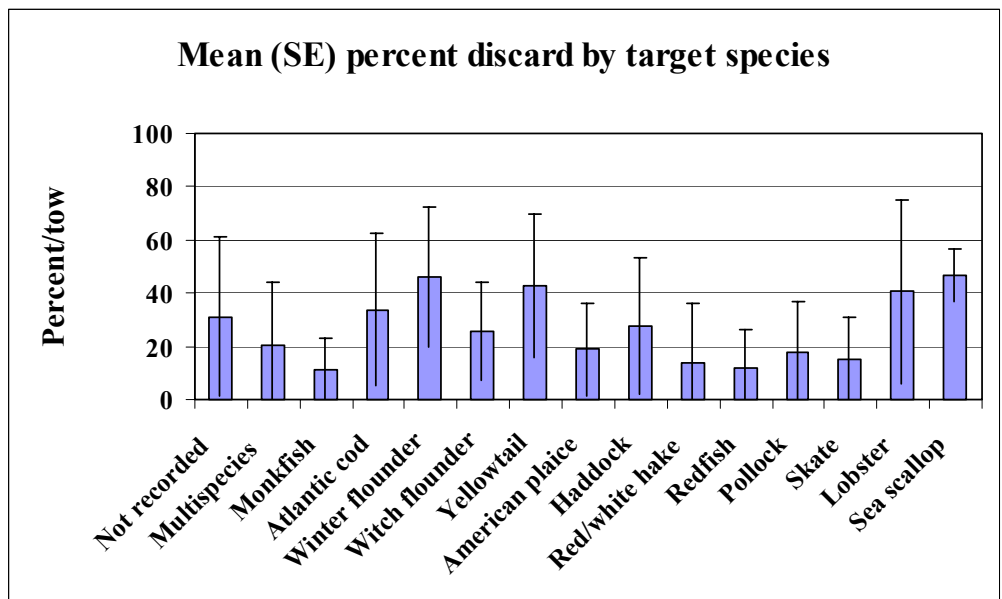


Figure 19. Comparison of the mean percentage of total discard of all species per tow among target species (standard error bars shown, see Table 26).

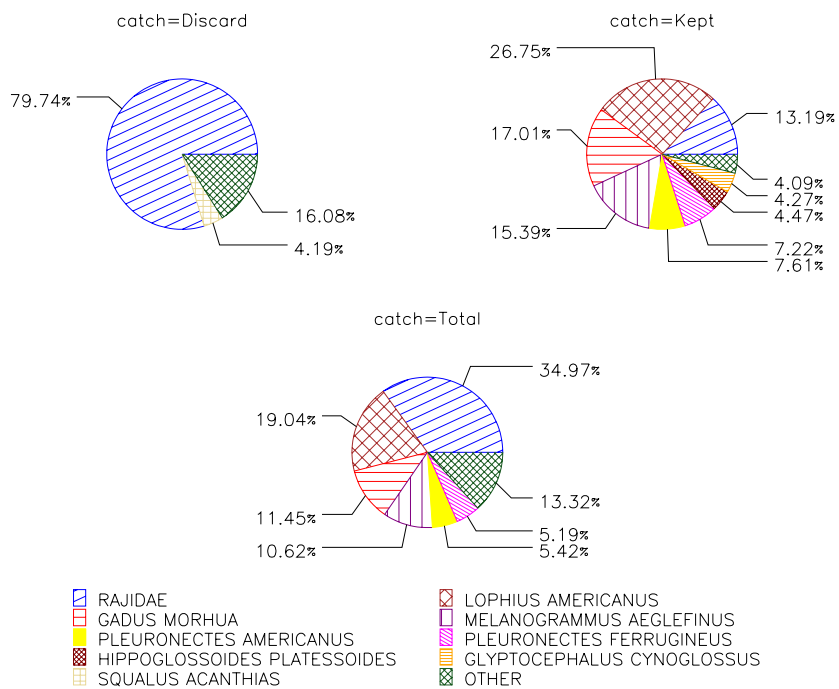


Figure 20. Dominant species in trawl samples based on mean total, kept and discard pounds of catch per tow. (See Table 28.)

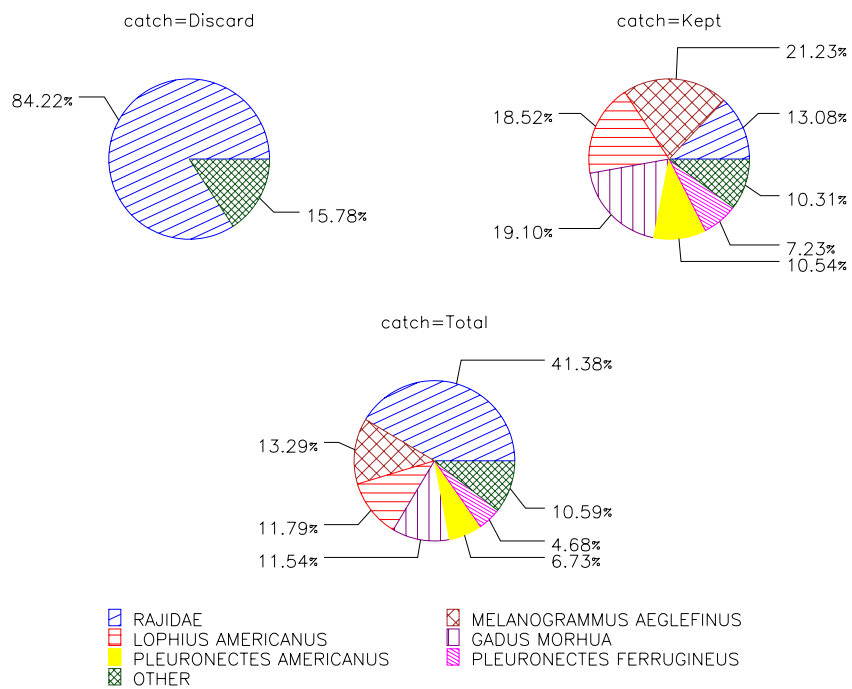


Figure 21. Dominant species in trawl samples based on mean total, kept and discard CPUE (catch per tow-hour). (See Table 29.)

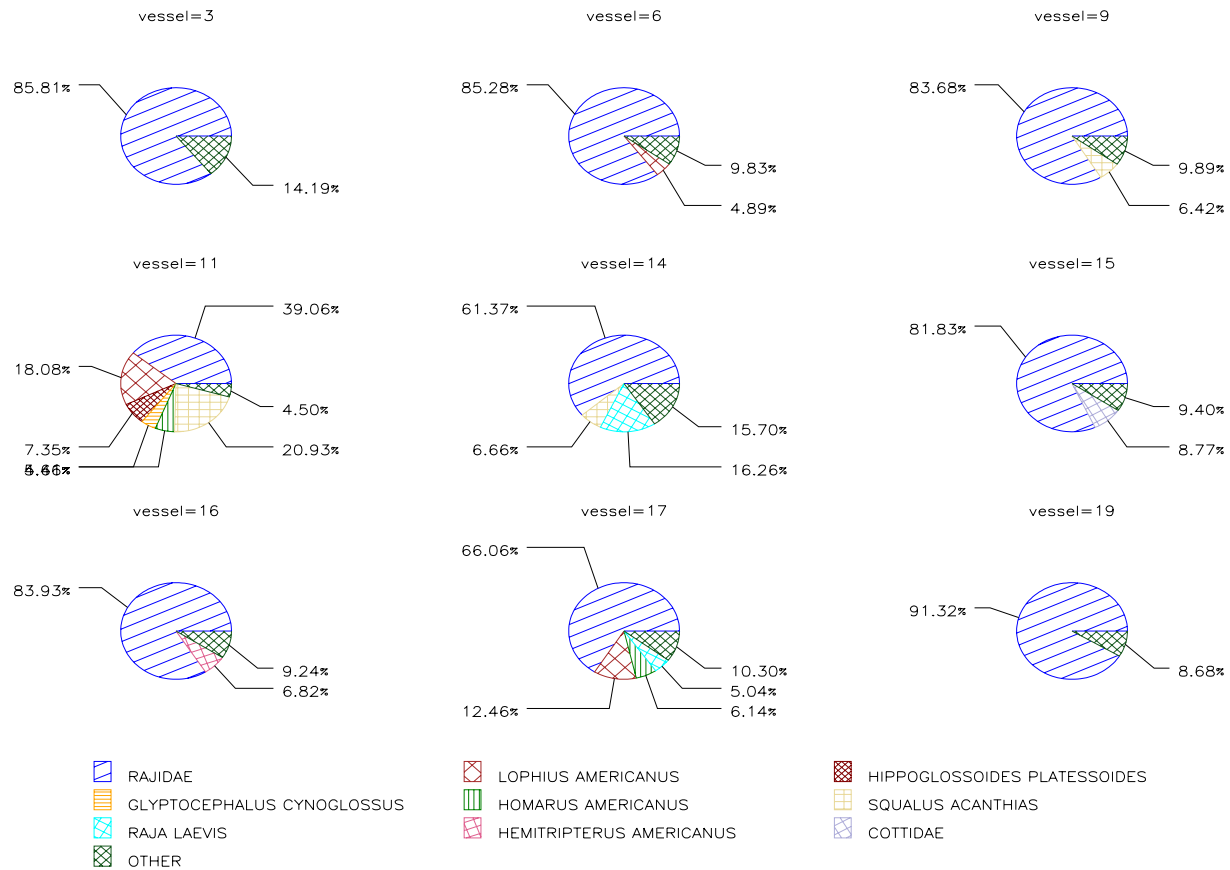


Figure 22. Comparison of the dominant species based on mean discard catch per tow (lbs/tow) among the nine most frequently sampled vessels. (See Table 30.)

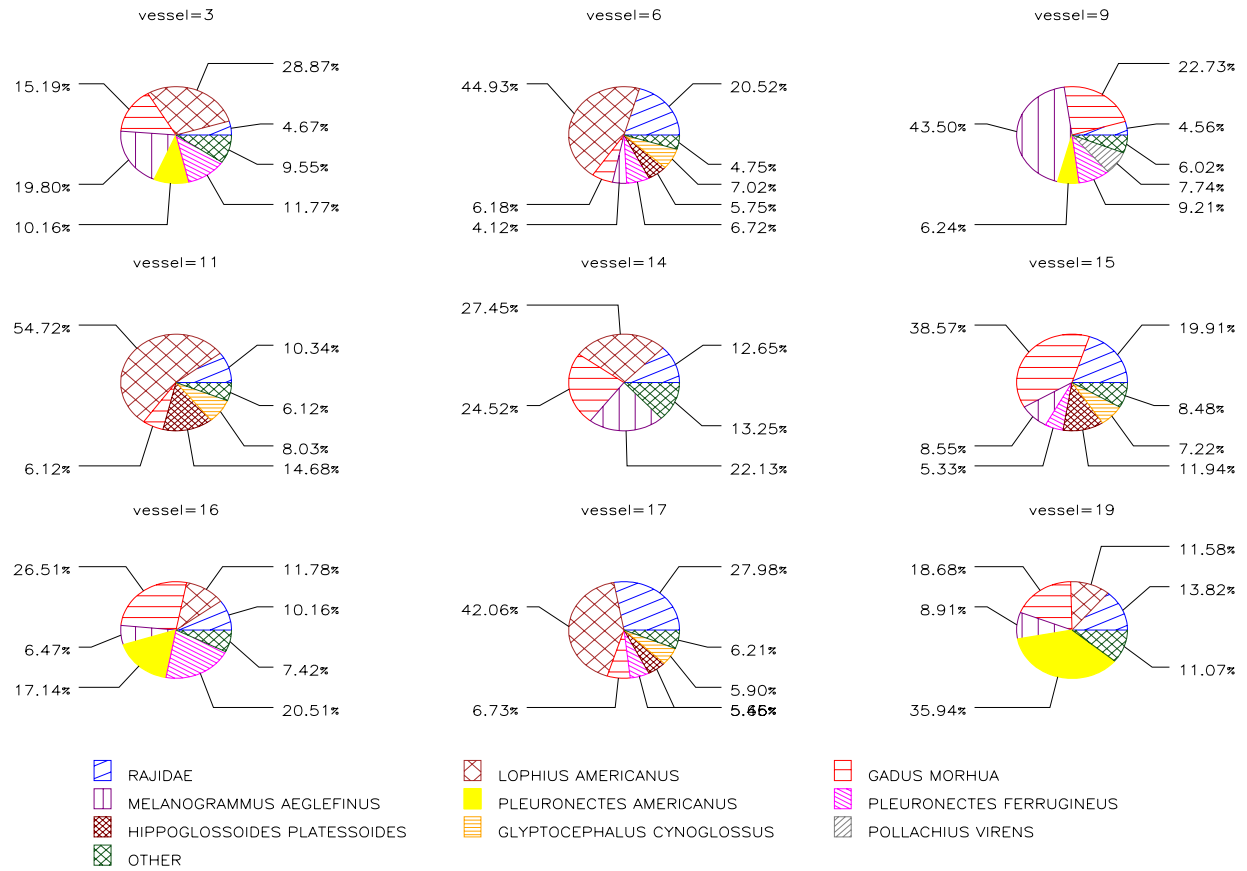


Figure 23. Comparison of the dominant species based on mean kept catch (lbs/tow) among the nine most frequently sampled vessels. (See Table 30.)

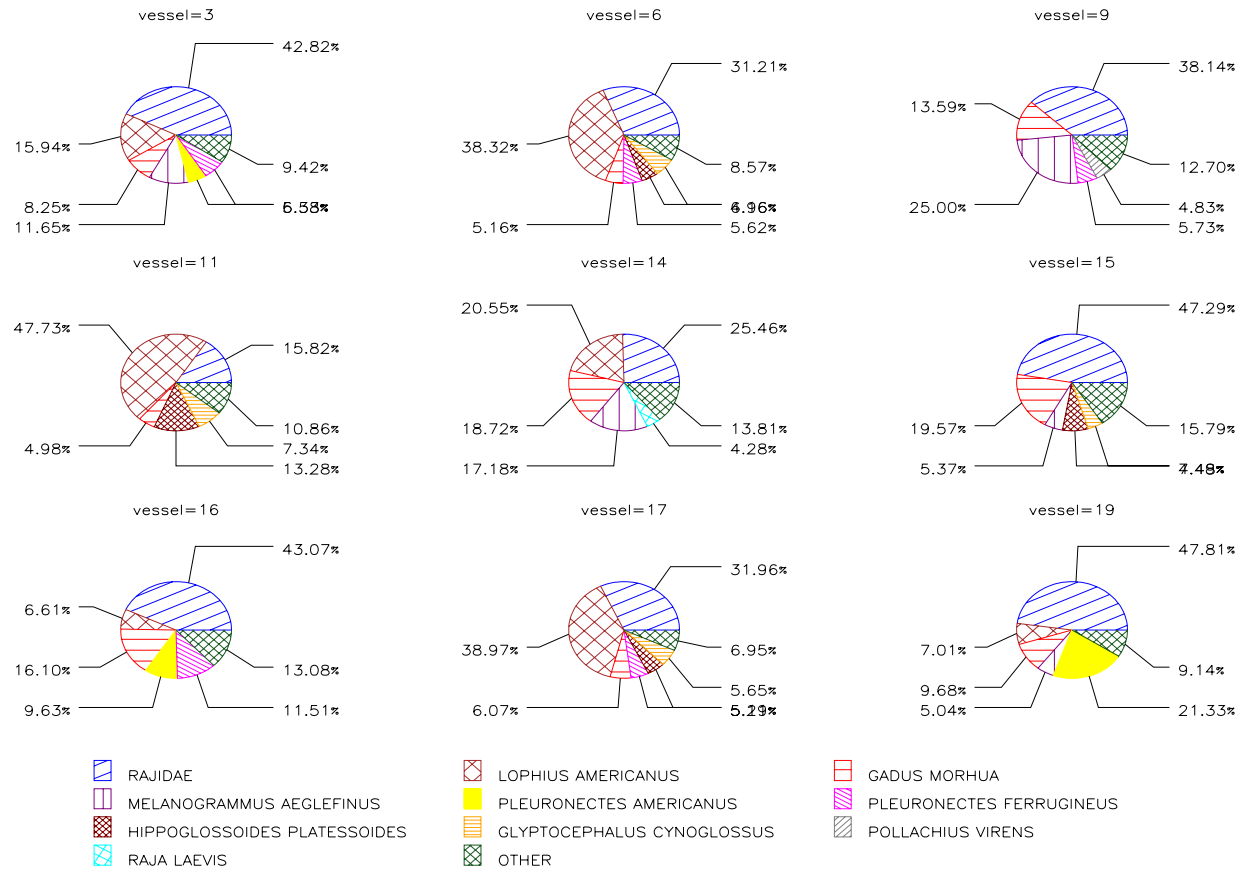


Figure 24. Comparison of the dominant species based on mean total catch (lbs/tow) among the nine most frequently sampled vessels. (See Table 30.)

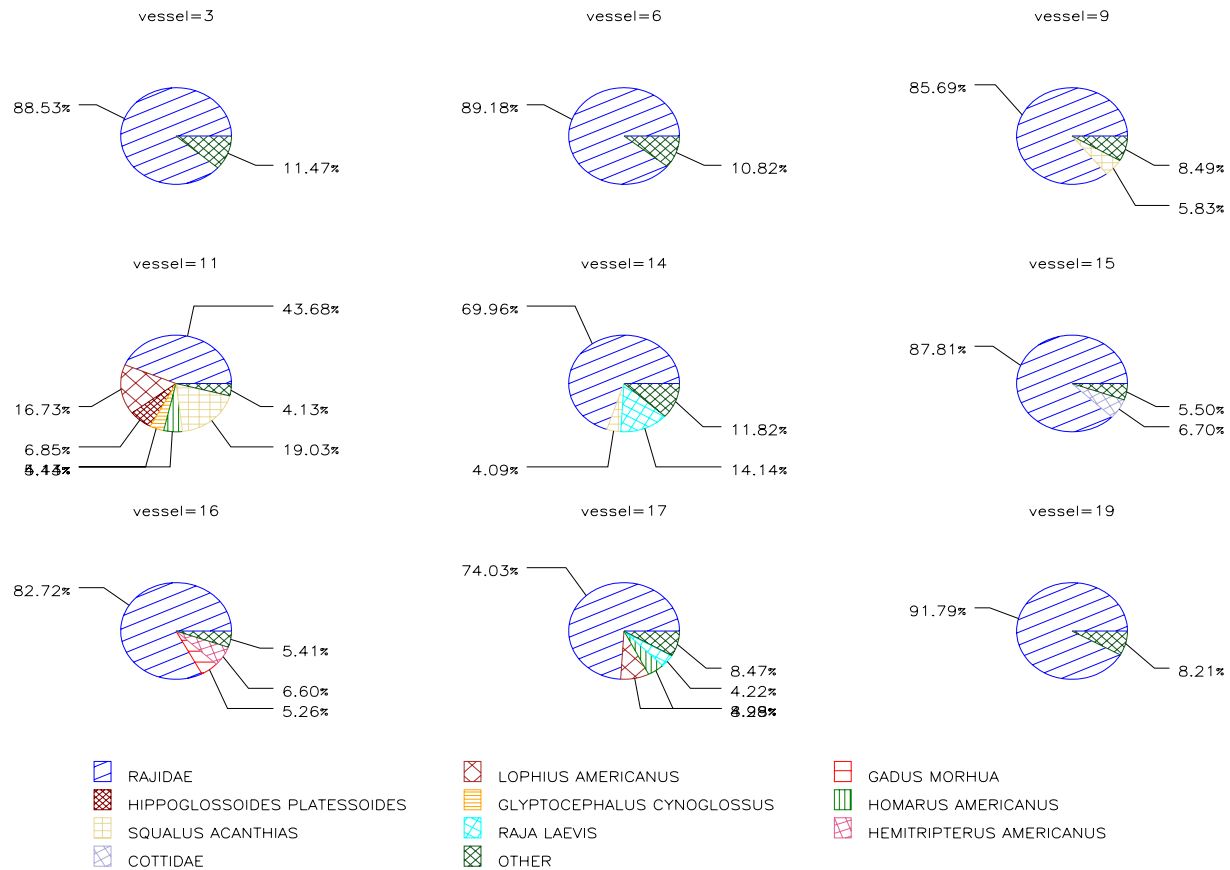


Figure 25. Comparison of dominant species based on the mean discard CPUE (lbs/tow-hour) among the nine most frequently sampled vessels. (See Table 31.)

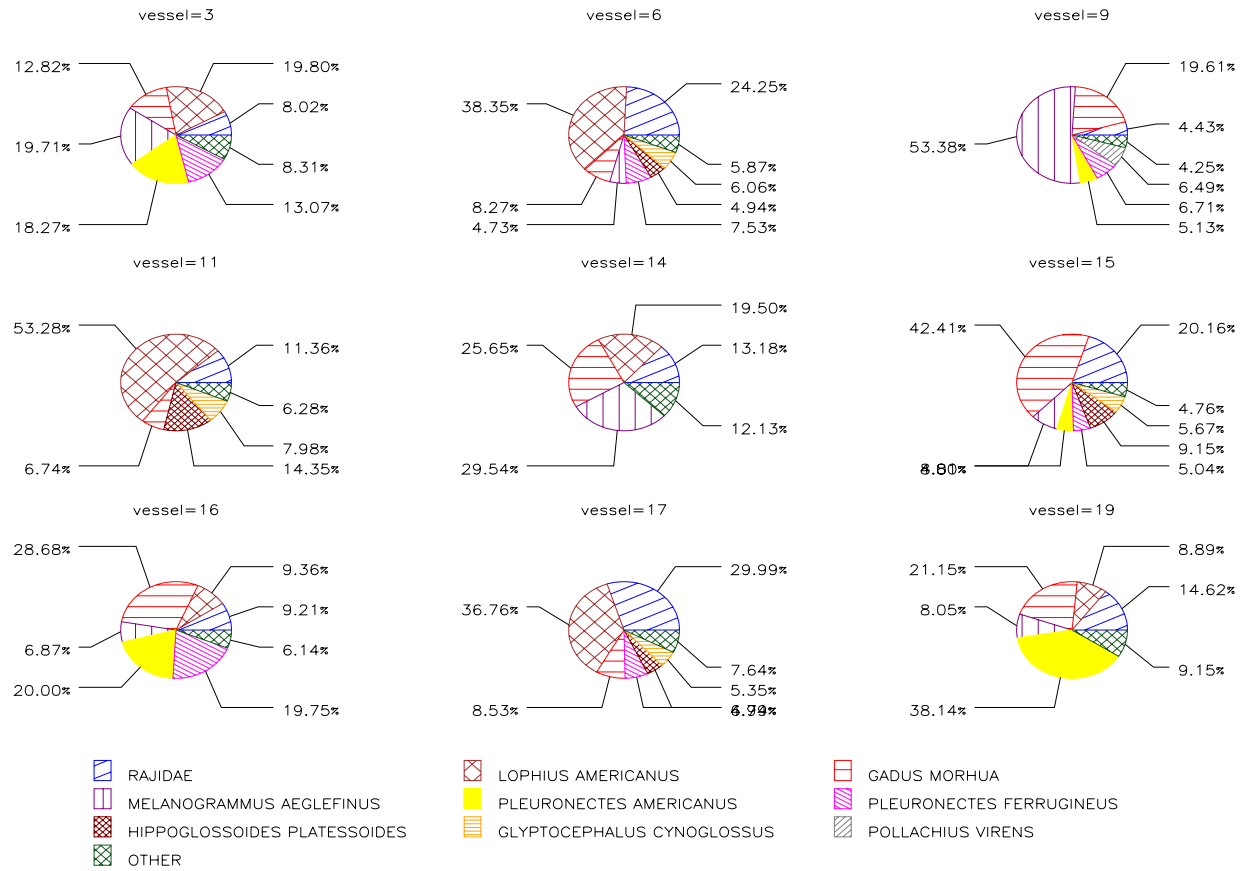


Figure 26. Comparison of the dominant species based on mean kept CPUE (lbs/tow-hour) among the nine most frequently sampled vessels. (See Table 31.)

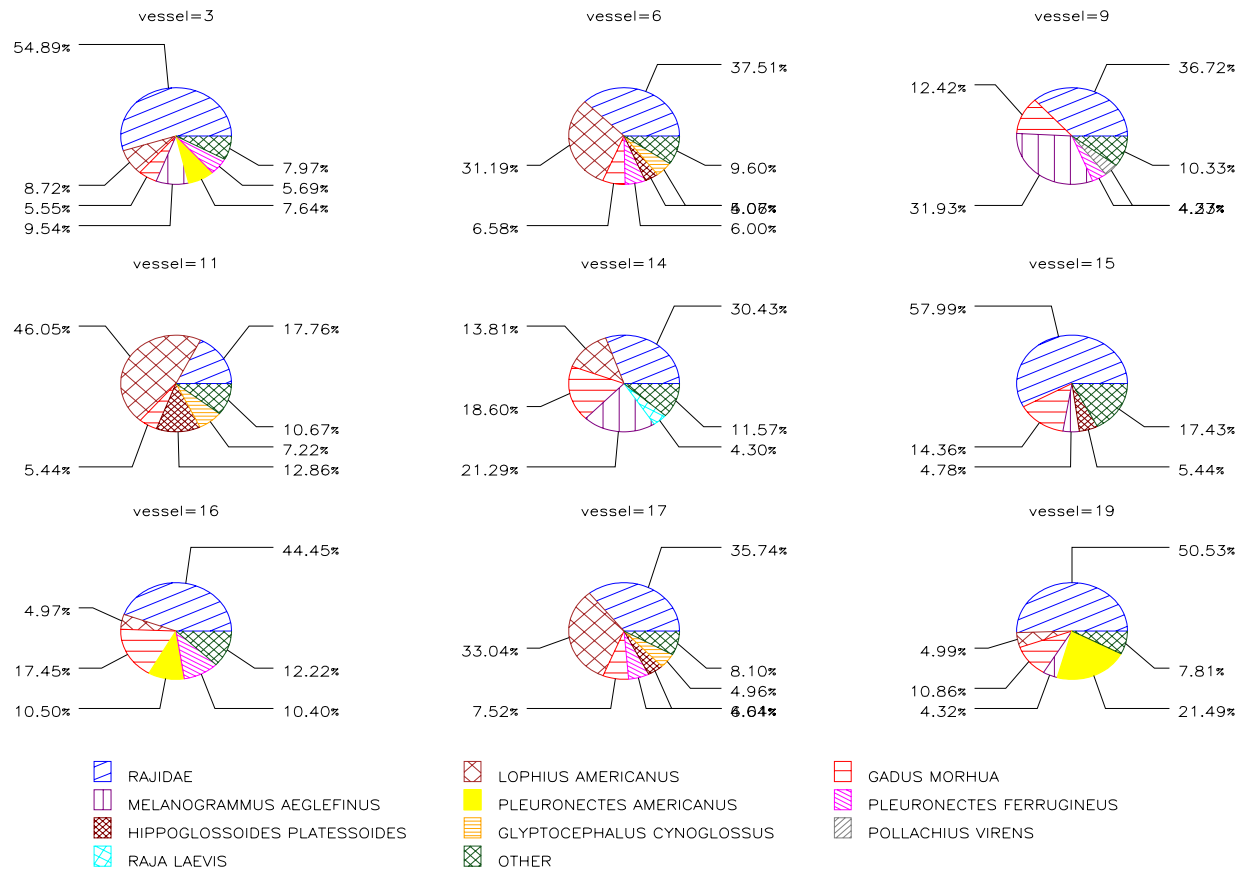


Figure 27. Comparison of the dominant species based on mean total CPUE (lbs/tow-hour) among the nine most frequently sampled vessels. (See Table 31.)

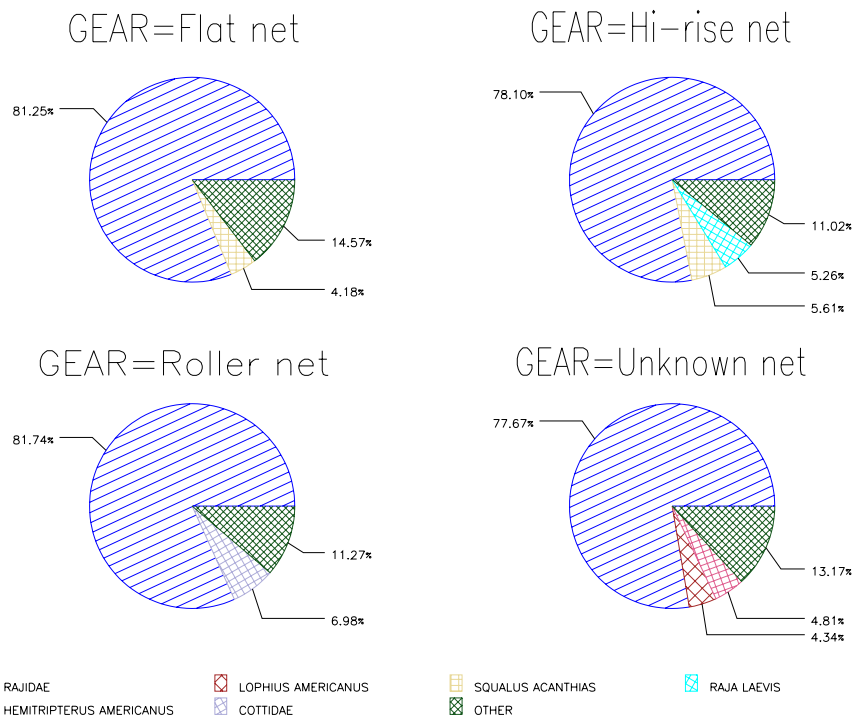


Figure 28. Comparison of species captured among gear types based on mean discard (lbs/tow). (See Table 32.)

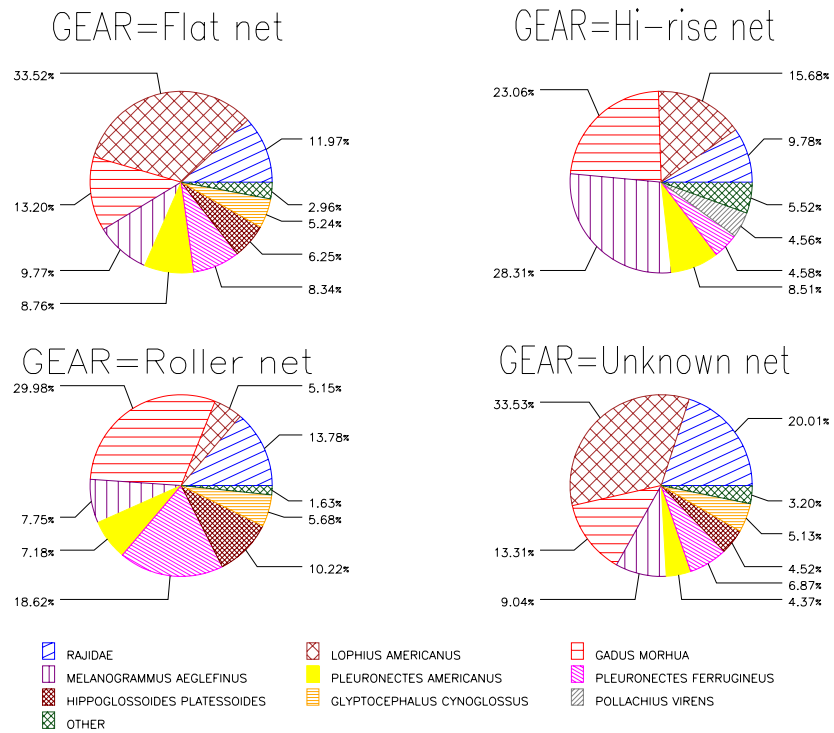


Figure 29. Comparison of species captured among gear types based on mean kept catch (lbs/tow). (See Table 32.)

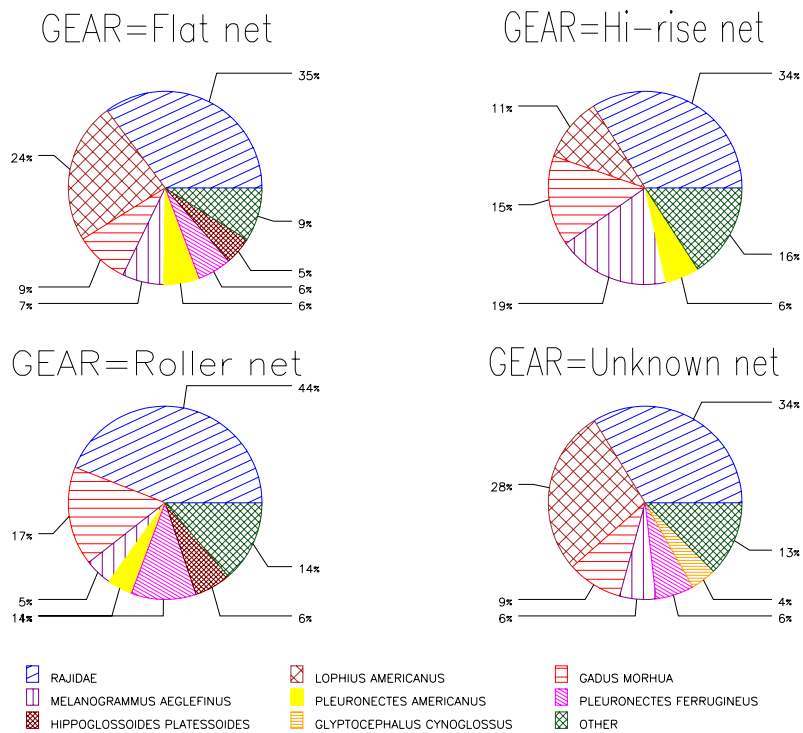


Figure 30. Comparison of species captured among gear types based on mean total catch (lbs/tow). (See Table 32.)

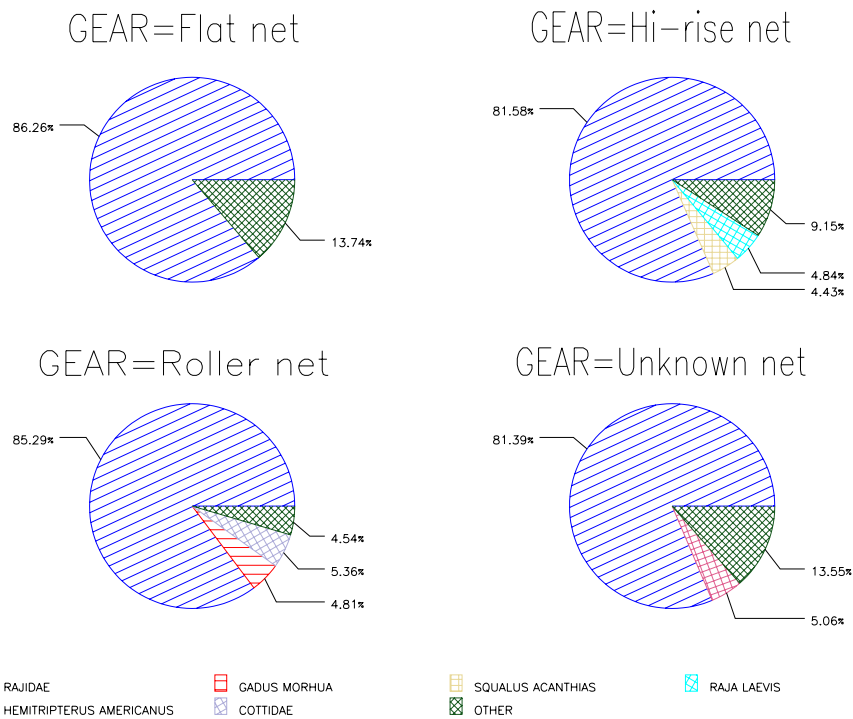


Figure 31. Comparison of species captured among gear types based on mean discard CPUE (lbs/tow-hour). (See Table 33.)

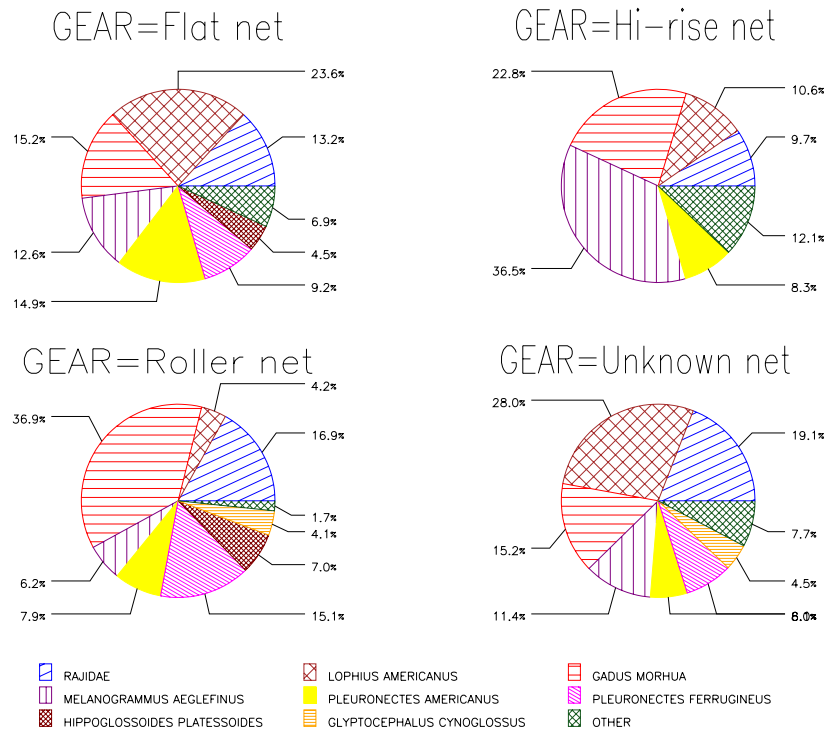


Figure 32. Comparison of species captured among gear types based on mean kept CPUE (lbs/tow-hour). (See Table 33.)

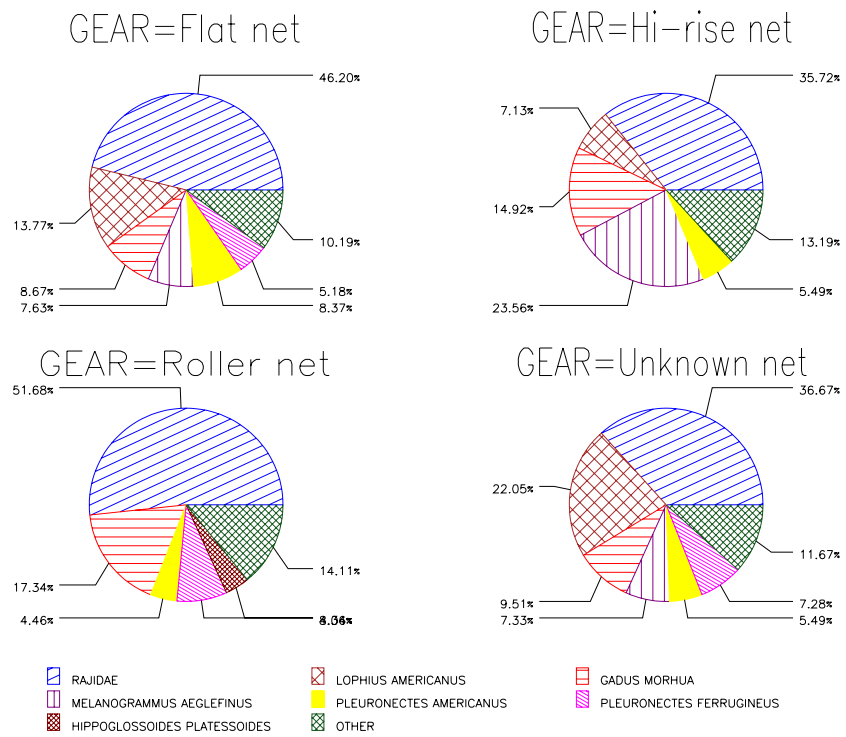


Figure 33. Comparison of species captured among gear types based on mean total catch CPUE (lbs/tow-hour). (See Table 33.)

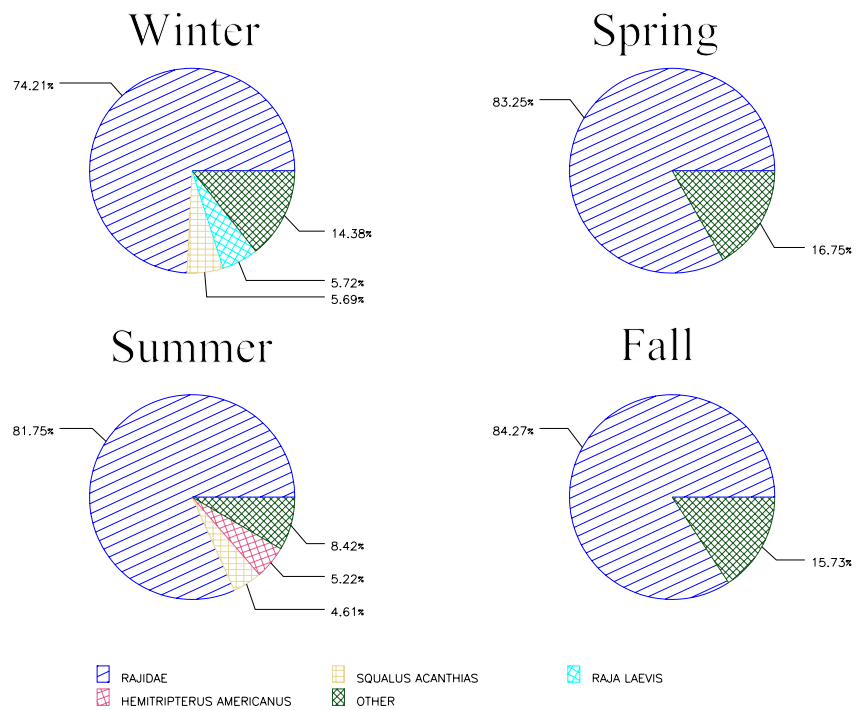


Figure 34. Comparison of species captured among seasons based on mean discard catch (lbs/tow). (See Table 34.)

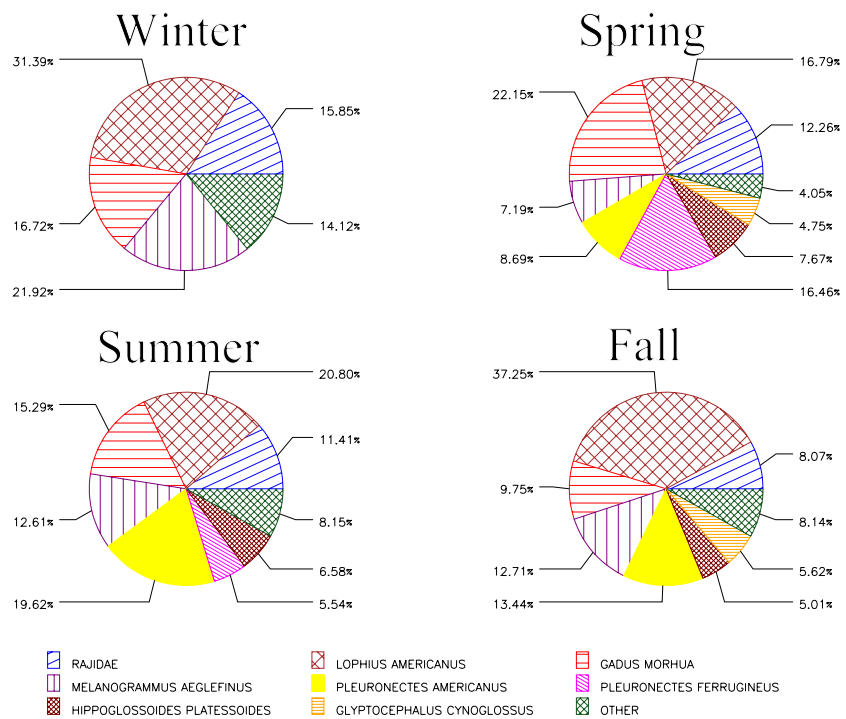


Figure 35. Comparison of species captured among seasons based on mean kept catch (lbs/tow). (See Table 34.)

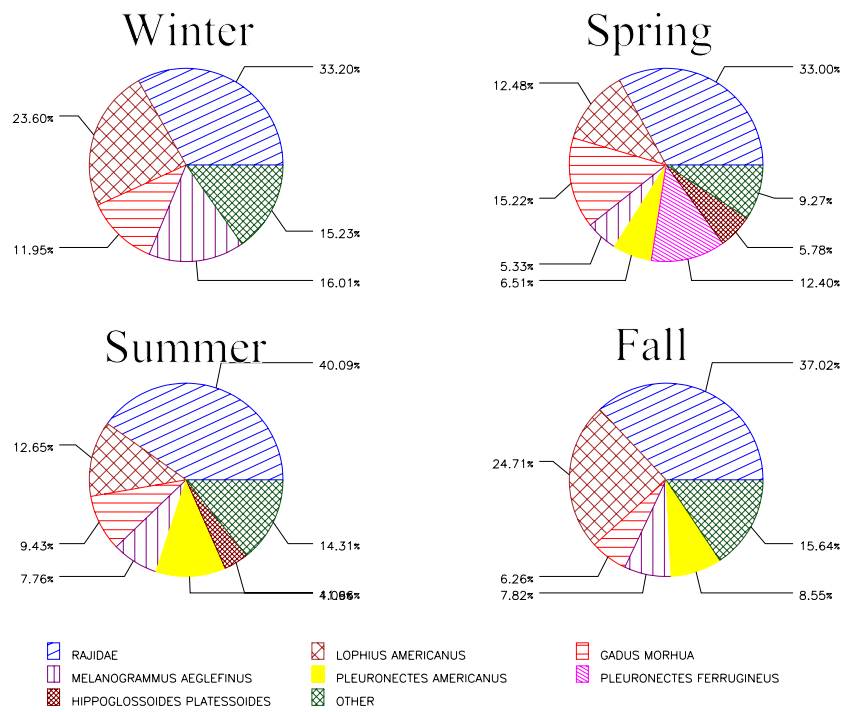


Figure 36. Comparison of species captured among seasons based on mean total catch (lbs/tow). (See Table 34.)

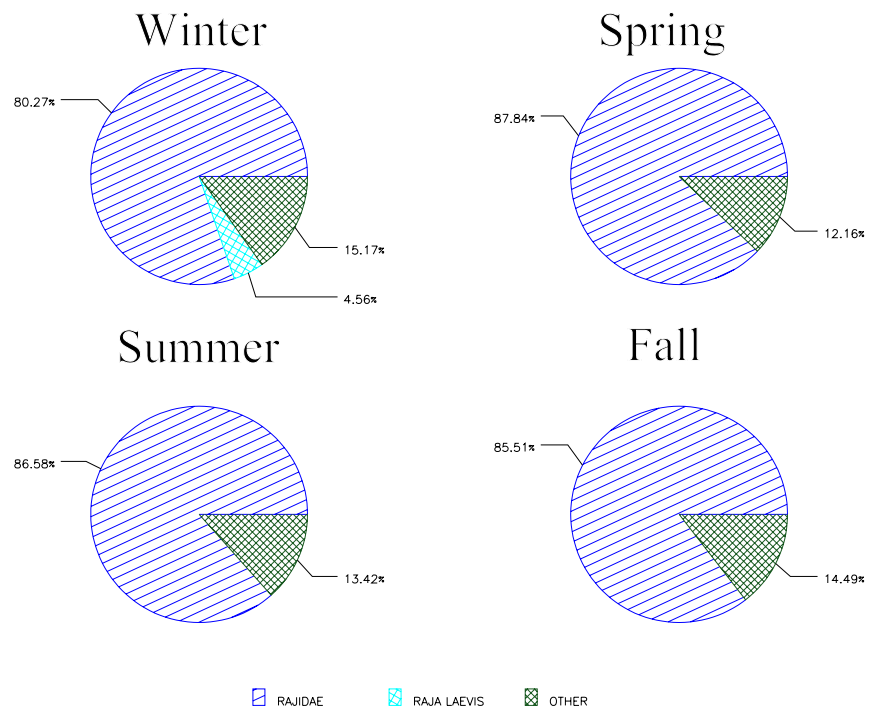


Figure 37. Comparison of species captured among seasons based on mean discard CPUE (lbs/tow-hour). (See Table 35.)

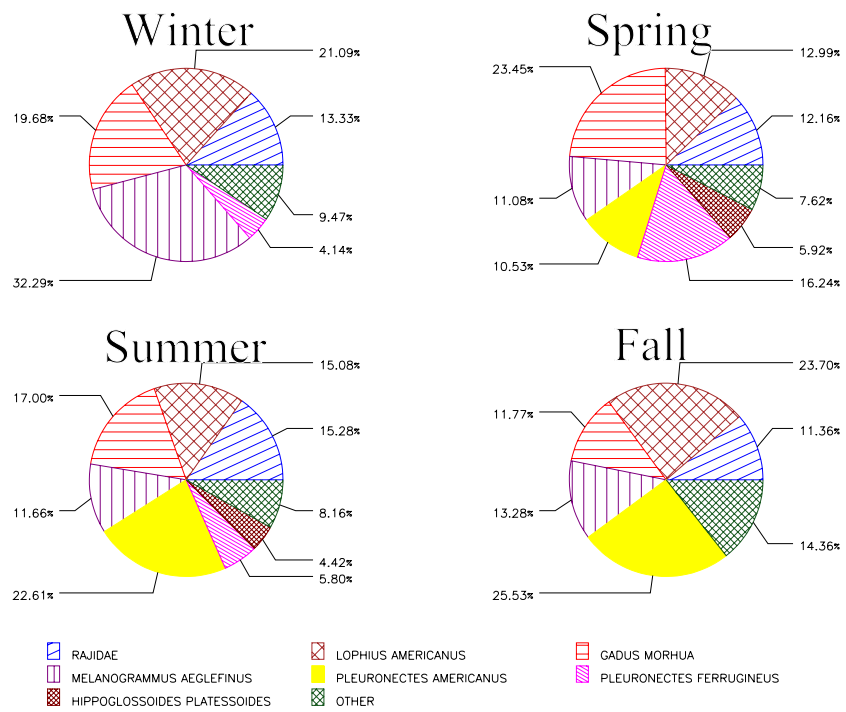


Figure 38. Comparison of species captured among seasons based on mean kept CPUE (lbs/tow-hour). (See Table 35.)

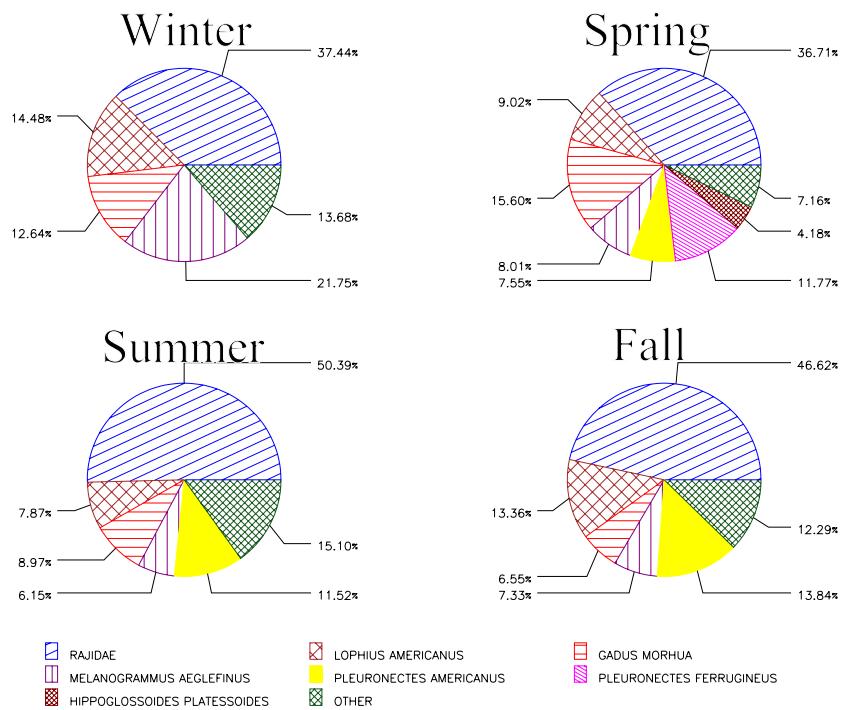


Figure 39. Comparison of species captured based on mean total catch CPUE (lbs/tow-hour). (See Table 35.)

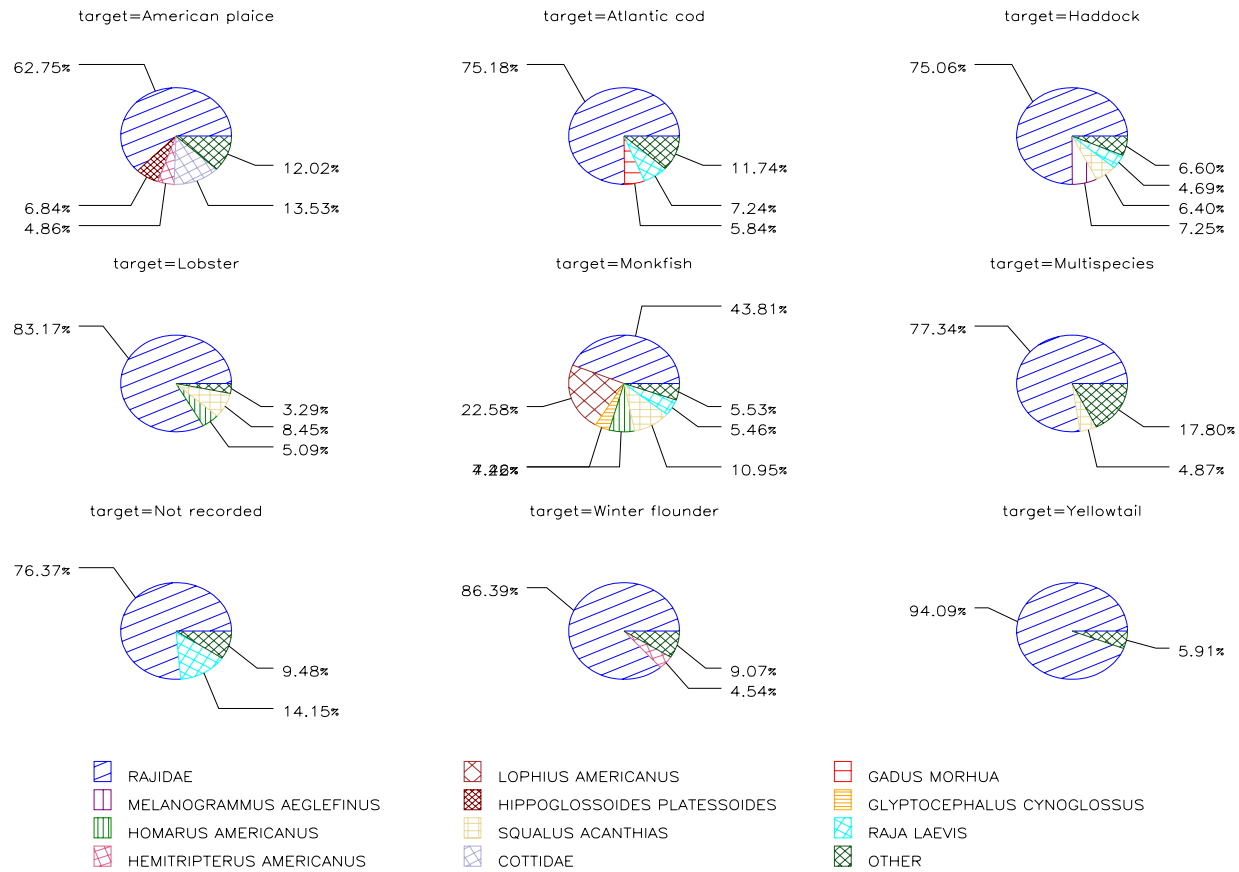


Figure 40. Comparison of species discarded among target species tows based on mean discard catch (lbs/tow). (See Table 36.)

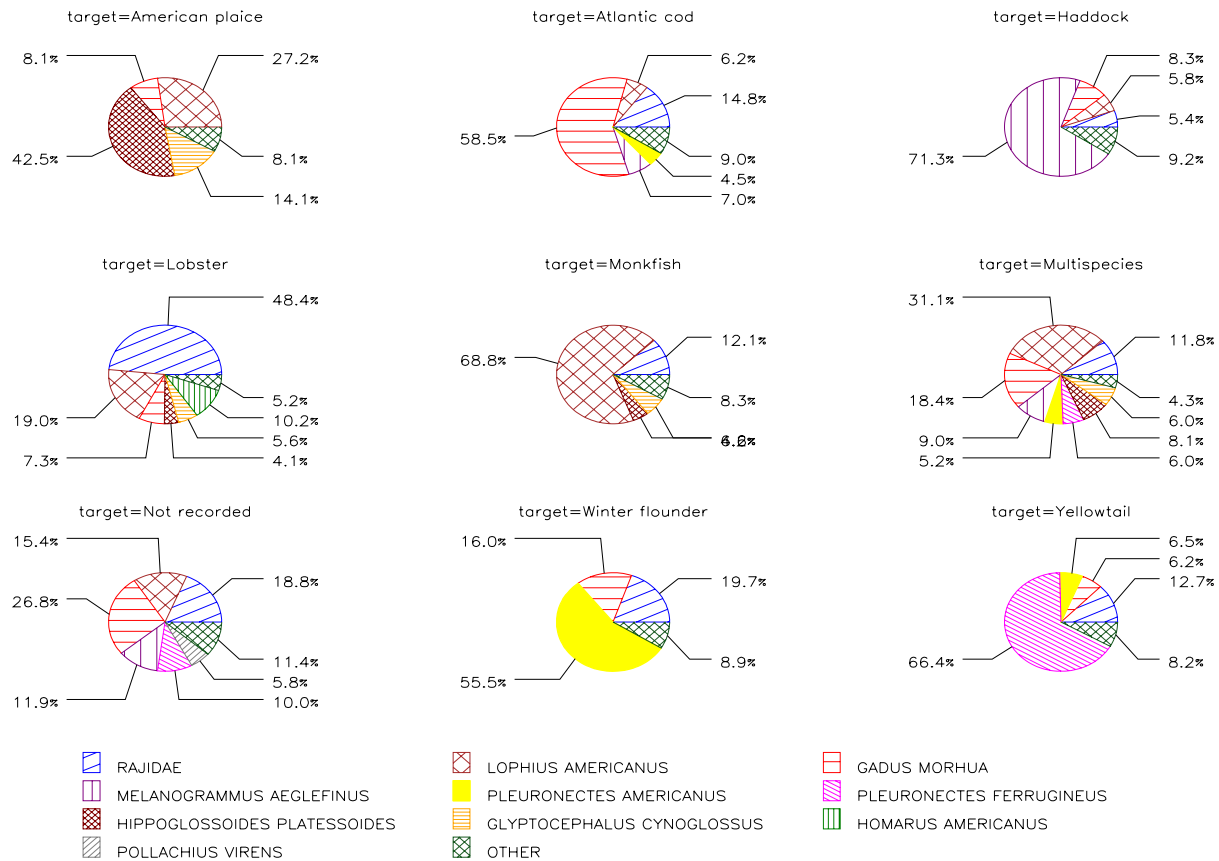


Figure 41. Comparison of species kept among target species tows based on mean kept catch (lbs/tow). (See Table 36.)

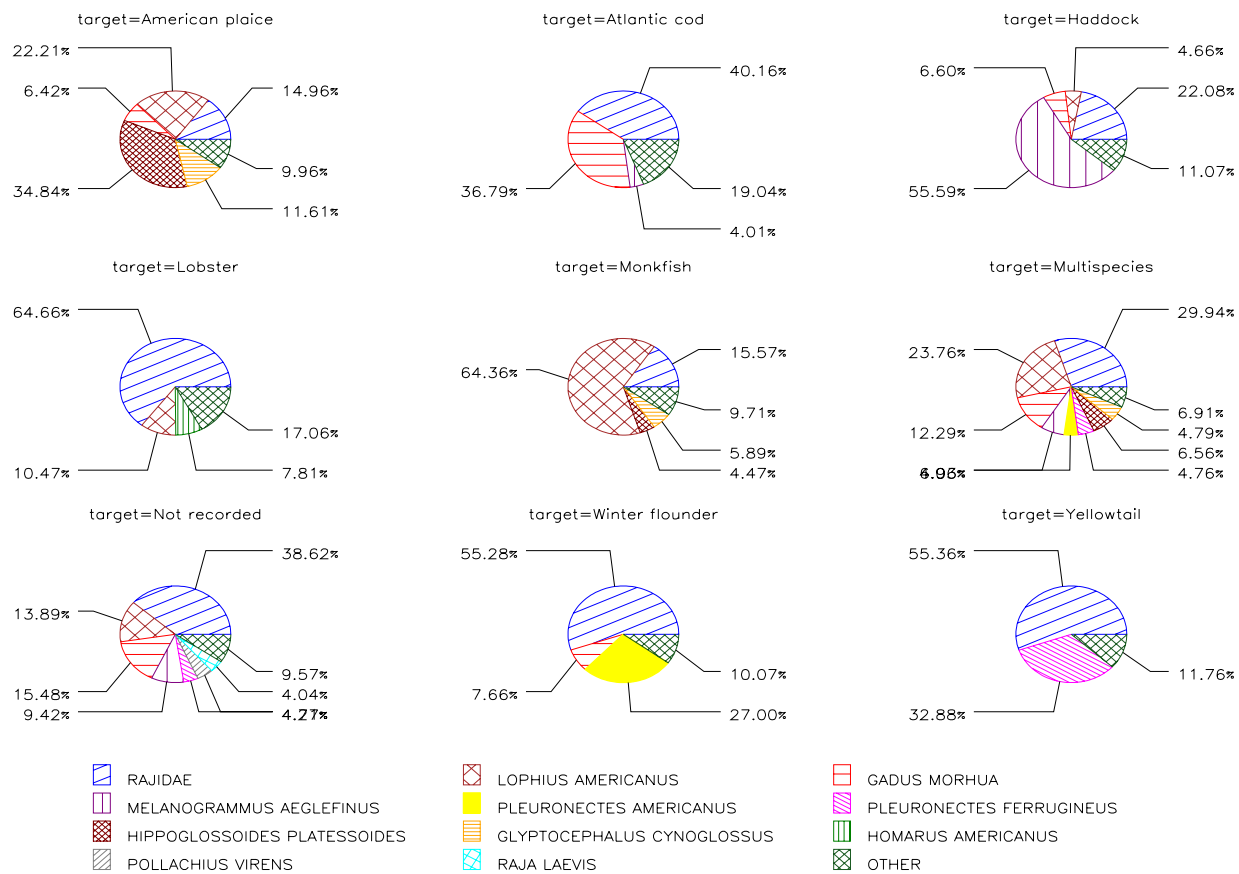


Figure 42. Comparison of species composition by target species based on mean total catch (lbs/tow). (See Table 36.)

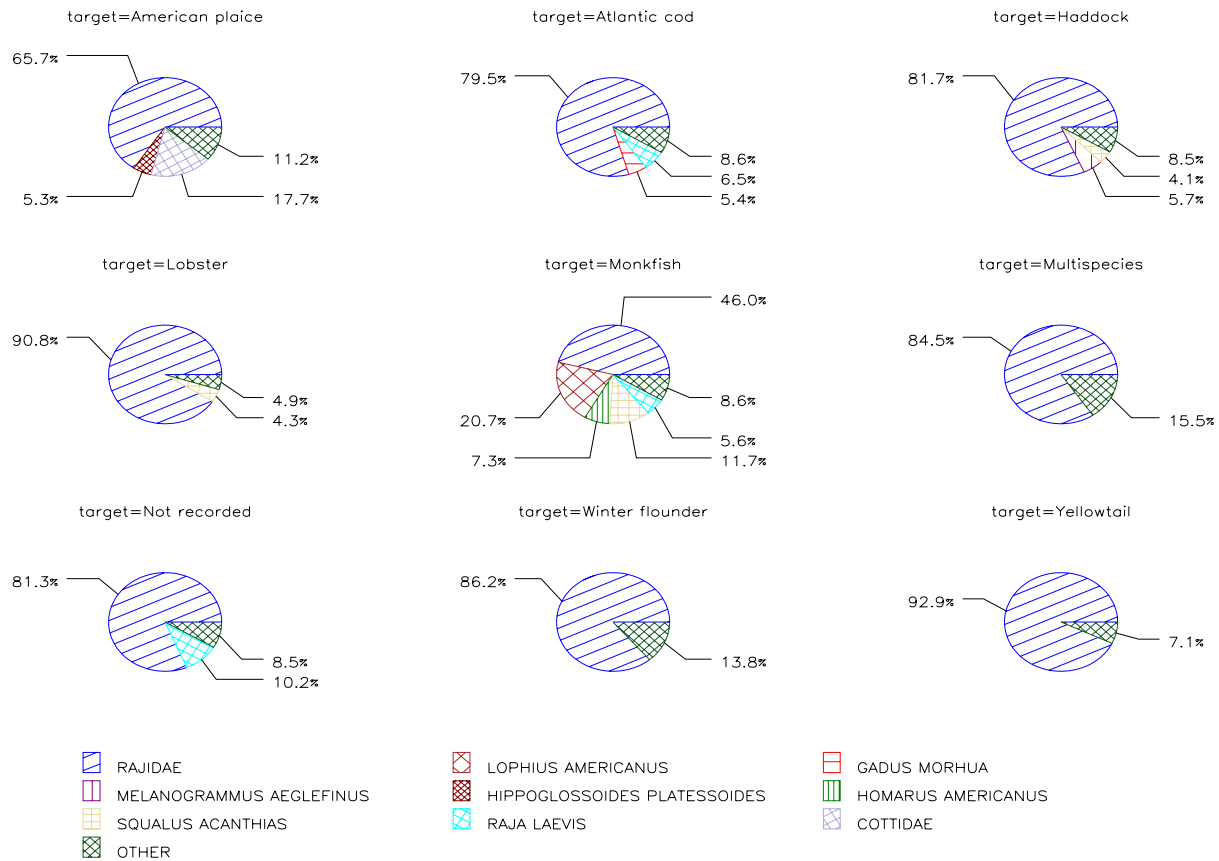


Figure 43. Comparison of discarded species among target species tows based on mean CPUE (lbs/tow-hour). (See Table 37.)

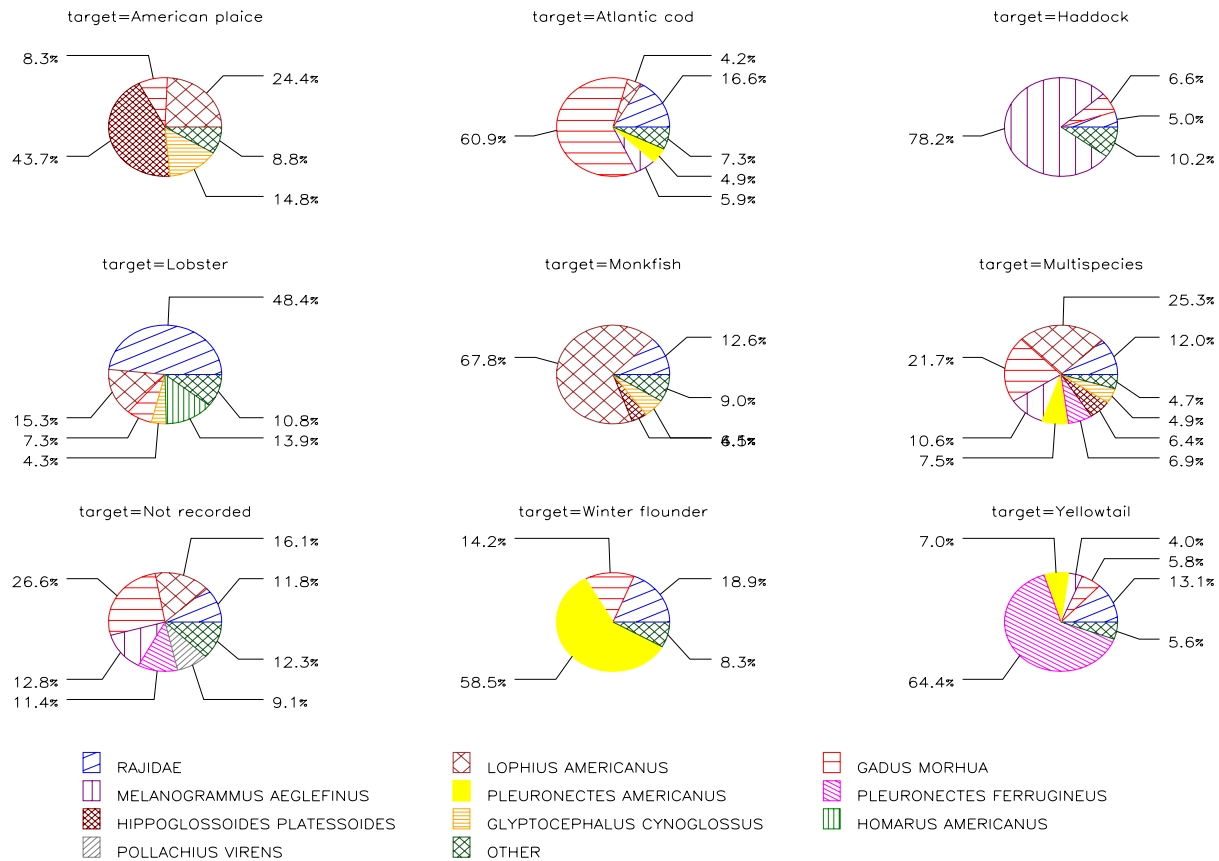


Figure 44. Comparison of species kept among target species tows based on mean kept CPUE (lbs/tow-hour). (See Table 37.)

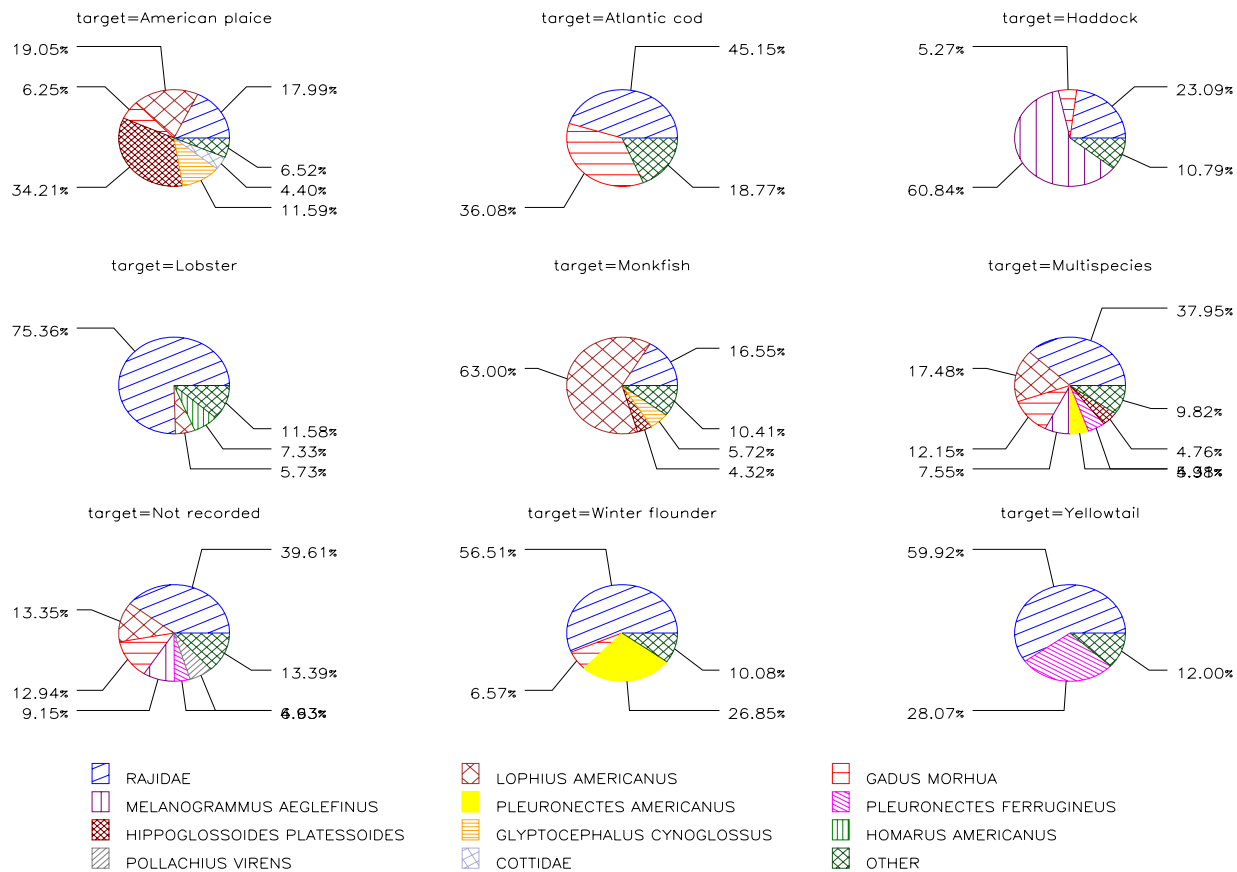


Figure 45. Comparison of species caught among target species based on mean total CPUE (lbs/tow-hour). (See Table 37.)

TABLES

Table 1. List of twenty vessels that collaborated in the High-Resolution Industry-Based Trawl Survey.

Vessel	Vessel Number	Home Port	Crew Size	Year Built	Year Engine Built	Horse Power	Holding Capacity (Tons)	Length(Ft)	Gross Tonnage
Blue Seas II	515716	New Bedford	5	1968	1968	425	35	73	129
Buzzards Bay	624947	New Bedford	5	1989	1989	850	100	86	198
Curlew II	297129	New Bedford	5	1964	2000	720	100	74	119
Fisherman	605059	New Bedford	4	1979	1979	760	56	82	166
Glenna & Jacob	659866	Hyannisport	2	1983	1983	365	25	62	65
Humbak	580932	New Bedford	5	1977	1998	840	55	72	139
Inheritance	1104992	Fairhaven	5	2000	2001	540	50	62	92
Isabel s	938786	New Bedford	6	1988	1988	750	85	83	181
Lady of Grace	599517	New York	4	1978	1998	625	50	76	153
Maria Angela	579484	New Bedford	4	1977	1997	575	103	75	147

Vessel	Vessel Number	Home Port	Crew Size	Year Built	Year Engine Built	Horse Power	Holding Capacity (Tons)	Length(Ft)	Gross Tonnage
Mischief	614835	New Bedford	4	1979	1993	750	50	75	129
Resolute	597484	Dennisport	5	1978	1978	800	50	82	164
Sao Marcos II	603986	New Bedford	5	1979				82	169
Sao Paolo	581723	New Bedford	5	1977	1989	565		75	147
Seel	646423	New Bedford	4	1982	1982	565	50	78	144
T Luis	572381	New Bedford	4	1976	1993	420	119	72	120
Tropico	609937	New Bedford	5	1979	2000	850	62	82	165
United States	618882	New Bedford	4	1980	1990	560	96	76	144
Victory	655922	New Bedford	4			365		74	99
Voyager I	613018	New Bedford	4	1979	1995	520	35	74	119

Table 2. Types of otter trawls used during the survey. Brand names or standard net type provided by the vessel captain. These generally fall into three major categories: flat nets, hi-rise nets, and roller/rock hopper nets.

Net Name Code	Net type	Description	Net Type Category
-999	UNKNOWN	Not recorded	Unknown
1	SHUMAN	Hi rise	Hi-rise
3	LEVIN MARINE	Custom made by Levin Marine Supply in Fairhaven, MA; Yankee like	Flat
4	YANKEE	Primary a flatfish net, standard net foot rope is 20 longer than head rope. Net is 9 feet tall when fished (headrope distance=9 ft)	Flat
5	FLOAT NET	Custom flat net with extra floats	Flat
6	BALLOON TRAWL	Gurock made original design, hi rise, big fishing circle and taper on wings gives height to net	Hi-rise
7	FLAT 5" SWEEP	Flat net with cookie sweep, used primarily on smooth bottom for flatfish	Flat
8	CENTER ROLLER 12"	Sweep tapers up to 12 inch roller, primarily for haddock, skate and smooth bottom	Roller
9	ROLLER 18"	Like the 12 inch roller but for a more uneven bottom	Roller
10	GUROCK HI RISE	Should be Gurock	Hi-rise
11	76x96	96 foot sweep 7 foot height	Flat
12	76x97	Standard Yankee trawl but with longer wings and a bigger sweep	Flat
14	YANKEE ROCK HOPPER	Yankee net on a rockhopper sweep for uneven bottom types	Roller
15	FLAT NET	Primarily for flatfish usually used with a square mesh cod end	Flat

Table 3. Selected vessel characteristics.

Statistic	Typical crew size	Year vessel built	Year engine built	Holding capacity (tons)	Length (ft)	Gross tonnage	Horse power
Sample size	20	19	18	17	20	20	19
Minimum	2	1964	1968	25	62	65	365
Maximum	6	2000	2001	119	86	198	850
Mean	4.5	1980	1990	66	76	140	623
Standard deviation	0.8	8	9	28	6	32	164
Standard error	0.2	2	2	7	1	7	38
Median	4.5	1979	1992	55	75	144	575
Mode	4	1979	1989	50	82	119	365

Table 4. Electronic equipment carried aboard participating fishing vessels.

Electronic Equipment	Number of vessels with Quantity:					
	Unknown	0	1	2	3	4
Loran	0	0	6	11	2	1
GPS	2	0	9	18	0	0
Radar	0	0	1	19	0	0
Echosounders	0	0	16	4	0	0
Gyro compasses	3	9	8	0	0	0
Cell Phones	0	0	18	2	0	0
VHF Radios	0	0	0	15	5	0
CB Radios	14	0	5	1	0	0
Chart Plotters	0	0	5	14	1	0
SSB Radios	4	0	13	3	0	0
Computer	3	2	12	3	0	0
Satellite Phones	12	4	4	0	0	0
Vessel tracking system	17	0	3	0	0	0
Auto Pilot	3	0	17	0	0	0

Table 5. Summary statistics for selected gear characteristics.

Gear Characteristic	Net Category	Sample Size	Minimum	Maximum	Mean	Standard Deviation
Distance between doors	Flat	15	35	295	194	74
	Hi-rise	4	200	300	275	50
	Roller	6	190	275	246	35
	Unknown	11	150	260	205	37
	All Nets	36	35	300	215	61
Footrope length	Flat	31	72	200	117	40
	Hi-rise	13	80	150	127	24
	Roller	6	80	90	87	4
	Unknown	13	80	290	146	64
	All Nets	63	72	290	122	44
Ground cable length	Flat	27	0	360	173	128
	Hi-rise	13	50	330	175	122
	Roller	6	300	480	400	90
	Unknown	13	0	450	208	145
	All Nets	59	0	480	204	142
Head rope length	Flat	31	52	180	96	41
	Hi-rise	13	60	129	106	23
	Roller	6	60	70	65	5
	Unknown	13	60	266	128	66

Gear Characteristic	Net Category	Sample Size	Minimum	Maximum	Mean	Standard Deviation
	All Nets	63	52	266	102	45
Horizontal opening	Flat	21	25	115	68	27
	Hi-rise	7	120	150	127	11
	Roller	4	80	90	88	5
	Unknown	13	35	100	64	18
	All Nets	45	25	150	78	31
Height of Headrope	Flat	32	5	18	13	4
	Hi-rise	7	12	26	20	6
	Roller	6	15	20	17	2
	Unknown	13	6	20	12	5
	All Nets	58	5	26	14	5
Vertical opening	Flat	32	5	18	13	4
	Hi-rise	11	12	26	18	5
	Roller	6	15	20	17	2
	Unknown	13	6	20	12	5
	All Nets	62	5	26	14	5
Door weight	Flat	32	400	850	572	98
	Hi-rise	13	500	900	729	139
	Roller	6	500	600	533	52
	Unknown	13	400	900	619	168
	All Nets	64	400	900	610	135

Gear Characteristic	Net Category	Sample Size	Minimum	Maximum	Mean	Standard Deviation
Number of meshes in the fishing circle	Flat	26	40	360	204	102
	Hi-rise	8	244	450	406	70
	Roller	6	40	264	154	121
	Unknown	13	60	500	228	179
	All Nets	53	40	500	235	142

Table 6. Number of nets using various types of ground gear materials on the ground cable, bridle and footrope.

Ground gear	Ground cable	Bridle	Footrope
Unknown	12	6	4
Chain	2	25	2
Cable	13	11	7
Wrapped Cable	2	1	0
Rock Hopper	0	0	4
Roller	0	2	15
Rubber Cookie	32	16	20
Bobbin	3	3	1
Other	0	0	11

Table 7. Trip statistics based on 221 trips.

	Sample size	Minimum	Maximum	Mean	Standard Deviation	Sum
Expected trip duration	177	4	11	8	2	1,343
Ice used (tons)	151	3	25	14	5	2,083
Fuel used (gal)	138	1,000	15,000	3,610	1,407	498,190
Crew size	164	2	6	5	1	N/A
Actual days at sea	221	1	13	7	2	1,552

Table 8. Dealers used by the participating vessels.

Dealer	No. trips	Percent Trips
WHALING CITY SEAFOOD DISPLAY AUCTION	82	37
NOT RECORDED	68	31
BERGIES SEAFOOD INC.	40	18
ATLANTIC COAST SEAFOOD INC., BOSTON	27	12
TEMPEST FISHERIES LTD.	2	0.9
GLOUCESTER SEAFOOD DISPLAY AUCTION	1	0.4
NORTHERN WIND SEAFOODS	1	0.4

Table 9. Sampling effort by survey year and data quality. All tows includes all data regardless of whether or not catch data was recorded. Kept catch data includes all tows where at least the kept catch were recorded. Total catch data includes tows where total catch (i.e. kept + discard) were recorded.

Survey	Survey year	Trip series	Data	No. of trips	No. of tows
1	Nov. 2000-Oct. 2001	1-119	kept catch data only	113	4201
			total catch data	96	3622
			all tows	115	4549
2	Aug. 2002-July 2003	200-249	kept catch data only	50	1782
			total catch data	50	1782
			all tows	50	1864
3	Aug. 2003-July 2004	300-355	kept catch data only	56	1928
			total catch data	56	1928
			all tows	56	2008
all	Nov. 2000-July 2004	1-355	kept catch data only	219	7911
			total catch data	202	7332
			all tows	221	8421

Table 10. Trip and haul sampling effort by vessel (sorted in descending order of trips).

Vessel code	No. of trips	Percent of trips	No. of hauls	Percent of hauls
VESSEL_3	31	14.0	1379	16.4
VESSEL_9	31	14.0	1005	11.9
VESSEL_17	23	10.4	762	9.0
VESSEL_14	22	10.0	971	11.5
VESSEL_6	20	9.0	699	8.3
VESSEL_19	19	8.6	872	10.4
VESSEL_11	14	6.3	480	5.7
VESSEL_15	10	4.5	392	4.7
VESSEL_16	10	4.5	387	4.6
VESSEL_7	10	4.5	367	4.4
VESSEL_10	8	3.6	268	3.2
VESSEL_1	6	2.7	257	3.1
VESSEL_18	4	1.8	110	1.3
VESSEL_4	4	1.8	161	1.9
VESSEL_13	3	1.4	70	0.8
VESSEL_12	2	0.9	89	1.1
VESSEL_2	1	0.5	34	0.4
VESSEL_20	1	0.5	50	0.6
VESSEL_5	1	0.5	43	0.5
VESSEL_8	1	0.5	25	0.3

Table 11. Distribution of trips by vessel captain, sorted in descending order of number of trips. (Note that in a few cases the same vessel may have more than one captain at different times, or the same person may captain different vessels.)

Captain code	No. of trips	Percent of trips	No.of hauls	Percent of hauls
CAPTAIN11	31	14.0	1005	11.9
CAPTAIN49	31	14.0	1379	16.4
CAPTAIN59	23	10.4	762	9.0
CAPTAIN05	22	10.0	971	11.5
CAPTAIN69	20	9.0	699	8.3
CAPTAIN02	19	8.6	872	10.4
CAPTAIN63	14	6.3	528	6.3
CAPTAIN75	14	6.3	480	5.7
CAPTAIN52	10	4.5	392	4.7
CAPTAIN74	8	3.6	268	3.2
CAPTAIN56	7	3.2	269	3.2
CAPTAIN61	6	2.7	257	3.1
CAPTAIN37	4	1.8	110	1.3
CAPTAIN23	3	1.4	70	0.8
CAPTAIN53	3	1.4	118	1.4
CAPTAIN26	2	0.9	89	1.1
CAPTAIN24	1	0.5	34	0.4
CAPTAIN68	1	0.5	50	0.6
CAPTAIN80	1	0.5	25	0.3
CAPTAIN97	1	0.5	43	0.5

Table 12. Sampling effort by year and season.

Year	Season	No. of trips	Percent of trips	No. of hauls	Percent of hauls
2000	Fall	6	2.7	188	2.2
2001	Winter	42	19.0	1553	18.4
	Spring	42	19.0	1779	21.1
	Summer	24	10.9	989	11.7
	Fall	1	0.5	40	0.5
2002	Winter	ND			
	Spring	ND			
	Summer	4	1.8	162	1.9
	Fall	13	5.9	516	6.1
2003	Winter	24	10.9	873	10.4
	Spring	7	3.2	235	2.8
	Summer	6	2.7	259	3.1
	Fall	17	7.7	549	6.5
2004	Winter	22	10.0	749	8.9
	Spring	10	4.5	381	4.5
	Summer	3	1.4	148	1.8

Table 13. Sampling effort by season pooled over all years.

Season	No. of trips	Percent of trips	No. of hauls	Percent of hauls
Winter	88	40	3175	37.7
Spring	59	27	2395	28.4
Summer	37	17	1558	18.5
Fall	37	17	1293	15.4

Table 14. Total catch of all species summed over all trips in a haul compiled over all trips and hauls.(Standard deviation = SD).

Catch Statistic	No. hauls	Hauls with missing data	Sum of all trips	No. trips	Mean per trip	SD per trip	Minimum	Maximum
Total duration of hauls (hours)	8,389	32	23,247	221	105	36	3	189
Total Catch (lbs)	7,359	1062	12,033,801	203	59,280	30,834	8,490	166,908
Kept Catch (lbs)	7,939	482	8,702,168	220	39,555	21,204	2,155	160,257
Discarded Catch (lbs)	7,359	1062	3,890,331	203	19,164	20,552	0	102,136

Table 15. Total catch of all species summed over all trips in a haul, excluding tows where catch data were not recorded. (Standard deviation = SD). (Note, all hauls where catch data were recorded had kept catch data; hence there were zero hauls with missing).

Catch Statistic	No. hauls	Hauls with missing data	Sum of all trips	No. trips	Mean per trip	SD per trip	Minimum	Maximum
Total duration of hauls (hours)	7,882	29	21,939	220	100	36	3	189
Total Catch (lbs)	7,332	579	12,015,814	203	59,191	30,816	8,490	166,908
Kept Catch (lbs)	7,911	0	8,691,194	220	39,505	21,184	2,155	160,257
Discarded Catch (lbs)	7,332	579	3,882,409	203	19,125	20,557	0	102,136

Table 16. Grand statistics for station variables and station total catch statistics pooled over all observations (N=8,424 tows). N=number of tows, Min=minimum, max=maximum, mean=mean, std=standard deviation. CPUE is catch/tow duration in hours.

Variable	N	Minimum	Maximum	Mean	STD
At the haul set					
tow_course	8270	0	360	181.76	98.59
tow_speed	8345	1	4.5	2.96	0.27
wire_out	8373	30	425	185.24	82.76
water_depth	8373	7	162	67.40	34.85
wave_height	8232	0	20	4.56	3.09
wind_direction	8040	0	359	188.63	110.31
wind_speed	8087	0	40	15.00	8.18
hour_round	8396	0	23	11.60	6.92
At the haul-back					
tow_course	8252	0	360	179.80	100.32
tow_speed	8329	0	4.5	2.96	0.32
wire_out	8358	30	430	186.08	83.12
water_depth	8358	9	225	67.44	34.94
wave_height	8220	0	20	4.55	3.07
wind_direction	8027	0	359	188.81	110.23
wind_speed	8072	0	45	15.02	8.22
hour_round	8390	0	23	11.61	6.90
Averaged over tow events					
Number_of_tow_events	8346	1	8	2.40	0.61
Minimum					
course	8234	0	360	145.17	94.05

speed	8271	0	4.1	2.88	0.32
wire_out	8299	30	425	183.50	81.45
depth	8299	4.5	160	64.90	33.59
wave_height	8208	0	20	4.32	2.91
wind_direction	8049	0	359	181.00	110.93
wind_speed	8084	0	40	14.24	7.88
Maximum					
course	8234	0	360	216.28	94.52
speed	8271	1.7	5	3.04	0.27
wire_out	8299	30	430	189.24	84.01
depth	8299	10	225	70.35	35.85
wave_height	8208	0	20	4.77	3.21
wind_direction	8049	0	359	195.44	109.05
wind_speed	8084	0	45	15.69	8.42
Mean					
course	8234	0	360	180.10	84.62
speed	8271	1.4	4.15	2.96	0.24
wire_out	8299	30	425	186.40	82.45
depth	8299	9	160	67.65	34.56
wave_height	8208	0	20	4.54	3.02
wind_direction	8049	0	359	188.24	107.29
wind_speed	8084	0	42.5	14.97	8.03
Variance					
course	8215	0	63012.5	4335.76	7639.71
speed	8253	0	4.805	0.05	0.18
wire_out	8282	0	22050	106.58	585.68

depth	8282	0	9800	37.08	190.83
wave_height	8171	0	98	0.52	2.29
wind_direction	7958	0	61250	1143.39	5905.27
wind_speed	8010	0	312.5	4.43	13.16
Other variables					
Tow_duration	8389	0.03	7.58	2.77	1.09
Number_species_caught	7359	0	18	7.22	2.95
Number_species_kept	7939	0	11	5.15	2.13
Number_species_discard	7359	0	17	3.93	2.64
station_total_pounds_catch	7359	0	46770	1635.25	1780.37
station_total_pounds_kept	7939	0	46770	1096.13	1420.71
station_total_pounds_discard	7359	0	20400	528.65	1022.07
station_percent_total_discard	7359	0	100	27.47	26.94
station_total_catch_cpue	7334	0	46770	759.47	1491.86
station_total_kept_cpue	7910	0	46770	458.82	1142.69
station_total_discard_cpue	7334	0	31700	299.64	802.79

Table 17. Grand statistics for station variables and station total catch statistics pooled over all observations where some catch data were recorded (N=7,911 tows). N=number of tows, Min=minimum, max=maximum, mean=mean, std=standard deviation. CPUE is catch/tow duration in hours.

Variable	N	Minimum	Maximum	Mean	STD
At the haul set					
tow_course	7769	0	360	181.26	98.43
tow_speed	7843	1	4.5	2.96	0.27
wire_out	7867	30	425	185.76	82.82
water_depth	7867	10	162	67.55	34.90
wave_height	7746	0	20	4.58	3.10
wind_direction	7573	0	359	188.80	110.31
wind_speed	7611	0	40	15.04	8.20
hour_round	7888	0	23	11.59	6.90
At the haul-back					
tow_course	7757	0	360	179.42	100.16
tow_speed	7831	0	4.5	2.96	0.31
wire_out	7855	30	430	186.63	83.18
water_depth	7855	9	225	67.61	34.97
wave_height	7739	0	20	4.57	3.08
wind_direction	7563	0	359	189.02	110.23
wind_speed	7601	0	45	15.07	8.23
hour_round	7883	0	23	11.65	6.88
Averaged over tow events					
Number_of_tow_events	7852	1	8	2.40	0.62
Minimums					
course	7748	0	360	144.91	93.84

speed	7785	0	4.1	2.88	0.31
wire_out	7809	30	425	184.00	81.54
depth	7809	4.5	160	65.02	33.64
wave_height	7723	0	20	4.34	2.93
wind_direction	7580	0	359	180.94	111.00
wind_speed	7609	0	40	14.28	7.89
Maximums					
course	7748	0	360	215.88	94.51
speed	7785	1.7	5	3.04	0.26
wire_out	7809	30	430	189.67	84.12
depth	7809	10	225	70.50	35.90
wave_height	7723	0	20	4.79	3.22
wind_direction	7580	0	359	195.87	108.97
wind_speed	7609	0	45	15.75	8.43
Means					
course	7748	0	360	179.70	84.58
speed	7785	1.5	4.15	2.96	0.23
wire_out	7809	30	425	186.87	82.55
depth	7809	9	160	67.80	34.61
wave_height	7723	0	20	4.56	3.04
wind_direction	7580	0	359	188.41	107.18
wind_speed	7609	0	42.5	15.02	8.04
Variances					
course	7734	0	61250	4291.60	7548.57
speed	7771	0	4.805	0.04	0.17
wire_out	7795	0	22050	103.66	582.49

depth	7795	0	9800	37.03	194.65
wave_height	7691	0	98	0.52	2.26
wind_direction	7496	0	61250	1188.73	6024.97
wind_speed	7539	0	312.5	4.43	12.92
Other variables					
Tow_duration	7882	0.1	7.58	2.78	1.08
Number_species_caught	7332	0	18	7.22	2.95
Number_species_kept	7911	0	11	5.15	2.13
Number_species_discard	7332	0	17	3.94	2.63
station_total_pounds_catch	7332	0	46770	1638.82	1781.37
station_total_pounds_kept	7911	0	46770	1098.62	1422.33
station_total_pounds_discard	7332	0	20400	529.52	1022.72
station_percent_total_discard	7332	0	100	27.48	26.94
station_total_catch_cpue	7307	0	46770	760.96	1494.10
station_total_kept_cpue	7882	0	46770	459.68	1144.56
station_total_discard_cpue	7307	0	31700	300.19	803.86

Table 18. Frequency of the number of tow events. There is a minimum of one when environmental data were only recorded at the set. Data were recorded for both the set and haul-back for most tows (number of tow events = 2). Higher numbers indicate that data were recorded for one or more turns during the tow.

Number of tow events	No. hauls	Percent of hauls
Missing	75	
1	30	0.4
2	5424	65.0
3	2480	29.7
4	369	4.4
5	37	0.4
6	2	< 0.1
7	2	< 0.1
8	2	< 0.1

Table 19. Frequency of trawl tows by hour of the day at the set pooled over all tows with catch data (N=7,911).

Set hour	No. of hauls	Percent of hauls
Missing	23	
0	301	3.8
1	302	3.8
2	353	4.5
3	307	3.9
4	298	3.8
5	372	4.7
6	296	3.8
7	339	4.3
8	322	4.1
9	379	4.8
10	358	4.5
11	329	4.2
12	287	3.6
13	345	4.4
14	355	4.5
15	315	4.0
16	286	3.6
17	322	4.1
18	351	4.4
19	350	4.4
20	294	3.7
21	348	4.4
22	317	4.0
23	362	4.6

Table 20. Predominantly occurring weather patterns at the trawl set among hauls where catch data were recorded (N=7,911).

Weather code description	Weather code	No. of hauls	Percent of hauls
Clear	1	2331	30.5
Partly Cloudy	2	2442	32.0
Continuous Clouds	3	1255	16.4
Drizzle	4	339	4.4
Rain	5	254	3.3
Showers	6	30	0.4
Thunderstorms	7	6	0.1
Rain and Fog	8	143	1.9
Fog and Thick Haze	9	664	8.7
Blowing Snow	10	168	2.2
Other	11	1	0.0
Not Recorded	-999	278	

Table 21. Sampling effort by month and year for all tows where catch data were recorded (N=7,911).

Year	Month	No. of hauls	Percent of hauls
2000	11	37	0.5
	12	106	1.3
2001	1	300	3.8
	2	344	4.3
	3	722	9.1
	4	886	11.2
	5	545	6.9
	6	315	4.0
	7	176	2.2
	8	330	4.2
	9	401	5.1
	10	39	0.5
2002	8	80	1.0
	9	77	1.0
	10	151	1.9
	11	208	2.6
	12	136	1.7
2003	1	332	4.2
	2	137	1.7
	3	363	4.6
	4	101	1.3
	6	126	1.6
	7	71	0.9
	8	107	1.4
	9	74	0.9
	10	184	2.3
	11	124	1.6

	12	186	2.4
2004	1	195	2.5
	2	377	4.8
	3	186	2.4
	4	136	1.7
	5	43	0.5
	6	172	2.2
	7	144	1.8

Table 22. Sampling effort by target species excluding hauls where catch data were not collected (N=7,911).

Target species common name	Target species code	No. of hauls	Percent of hauls
Multispecies	1	2600	32.9
Monkfish (angler, goosefish)	124	1096	13.9
Cod, Atlantic	818	988	12.5
Flounder, winter (blackback)	1200	915	11.6
Haddock	1477	915	11.6
Flounder, yellowtail	1230	712	9.0
Lobster, American	7270	252	3.2
Not recorded	-999	155	2.0
Flounder, American plaice	1240	141	1.8
Flounder, witch (grey sole)	1220	71	0.9
Pollock	2695	29	0.4
Hake, red/white mix	1551	16	0.2
Redfish, nk (ocean perch)	2400	9	0.1
Skate, nk	3650	9	0.1
Scallop, sea	8009	3	<0.1

Table 23. Summary of station environmental statistics, sample size, and aggregate catch by vessel for all tows where catch data were recorded (N=7,911). N=no. of tows, Min=minimum per tow, Max=Maximum per tow, mean=mean per tow, STD=standard deviation per tow.

Variable	N	MIN	MAX	MEAN	STD
Vessel 1					
set_tow_course	224	45.00	350.00	182.50	91.16
set_tow_speed	224	1.90	3.00	2.79	0.15
set_wire_out	224	60.00	280.00	197.72	81.92
set_water_depth	224	17.00	120.00	69.32	34.07
set_wave_height	224	0.00	12.00	2.96	1.59
set_wind_direction	217	0.00	315.00	191.64	95.47
set_wind_speed	224	0.00	30.00	13.20	4.72
set_hour_round	227	0.00	23.00	10.96	6.94
haul_tow_course	224	0.00	350.00	172.17	95.37
haul_tow_speed	224	2.20	3.10	2.79	0.13
haul_wire_out	224	60.00	280.00	198.39	82.15
haul_water_depth	224	17.00	118.00	69.13	33.98
haul_wave_height	224	0.00	12.00	3.02	1.56
haul_wind_direction	218	0.00	315.00	194.52	94.97
haul_wind_speed	224	0.00	30.00	13.33	4.71
haul_hour_round	227	0.00	23.00	11.48	6.93
Number_of_tow_events	227	2.00	4.00	2.26	0.45
min_course	224	0.00	350.00	149.18	89.57
min_speed	224	1.90	3.00	2.77	0.16
min_wire_out	224	60.00	280.00	197.54	81.78
min_depth	224	17.00	118.00	67.08	32.48
min_wave_height	224	0.00	12.00	2.92	1.48
min_wind_direction	218	0.00	315.00	190.41	96.00
min_wind_speed	224	0.00	30.00	12.98	4.62

mean_course	224	30.00	350.00	175.83	82.76
mean_speed	224	2.17	3.00	2.79	0.12
mean_wire_out	224	60.00	280.00	198.11	82.02
mean_depth	224	17.00	118.00	69.22	33.77
mean_wave_height	224	0.00	12.00	2.98	1.55
mean_wind_direction	218	0.00	315.00	193.58	93.65
mean_wind_speed	224	0.00	30.00	13.29	4.61
max_course	224	45.00	350.00	205.24	90.13
max_speed	224	2.30	3.10	2.81	0.11
max_wire_out	224	60.00	280.00	198.57	82.29
max_depth	224	17.00	120.00	71.42	35.34
max_wave_height	224	0.00	12.00	3.05	1.66
max_wind_direction	218	0.00	315.00	195.69	94.56
max_wind_speed	224	0.00	30.00	13.55	4.78
var_course	224	0.00	31250.00	3240.12	5384.33
var_speed	224	0.00	0.32	0.01	0.03
var_wire_out	224	0.00	833.33	13.24	83.45
var_depth	224	0.00	450.00	30.53	69.15
var_wave_height	224	0.00	8.00	0.13	0.66
var_wind_direction	218	0.00	36450.00	444.72	3358.15
var_wind_speed	224	0.00	75.00	1.49	6.37
Tow_duration	227	0.78	5.73	3.42	0.95
Number_species_caught	227	1.00	16.00	5.47	2.59
Number_species_kept	227	1.00	10.00	4.43	1.87
Number_species_discard	227	0.00	12.00	3.80	1.92
station_total_pounds_catch	227	108.30	3442.00	1363.33	574.09
station_total_pounds_kept	227	101.30	2480.75	1108.62	422.02
station_total_pounds_discard	227	0.00	2001.00	259.56	341.10
station_percent_total_discard	227	0.00	100.00	16.71	17.18

station_total_catch_cpue	227	25.28	2946.38	471.58	384.31
station_total_kept_cpue	227	23.65	1547.50	359.76	216.86
station_total_discard_cpue	227	0.00	1417.02	112.96	208.63
Vessel 2					
set_tow_course	27	0.00	315.00	155.93	104.25
set_tow_speed	27	3.00	3.00	3.00	0.00
set_wire_out	27	200.00	380.00	264.07	50.10
set_water_depth	27	80.00	150.00	103.70	21.41
set_wave_height	27	1.00	18.00	3.63	4.13
set_wind_direction	27	0.00	315.00	110.74	121.03
set_wind_speed	27	5.00	30.00	11.30	7.15
set_hour_round	27	0.00	21.00	10.44	5.67
haul_tow_course	27	0.00	330.00	163.52	102.42
haul_tow_speed	27	3.00	3.00	3.00	0.00
haul_wire_out	27	200.00	380.00	268.15	52.11
haul_water_depth	27	80.00	150.00	103.22	21.64
haul_wave_height	27	1.00	15.00	3.89	4.18
haul_wind_direction	27	0.00	315.00	103.70	123.01
haul_wind_speed	27	5.00	30.00	11.85	7.86
haul_hour_round	27	0.00	22.00	12.85	5.42
Number_of_tow_events	27	2.00	3.00	2.33	0.48
min_course	27	0.00	270.00	107.59	100.33
min_speed	27	3.00	3.00	3.00	0.00
min_wire_out	27	200.00	380.00	259.26	48.19
min_depth	27	80.00	150.00	101.52	21.28
min_wave_height	27	1.00	15.00	3.22	3.27
min_wind_direction	27	0.00	315.00	97.41	116.77
min_wind_speed	27	5.00	25.00	10.19	6.58
mean_course	27	45.00	270.00	157.38	80.41

mean_speed	27	3.00	3.00	3.00	0.00
mean_wire_out	27	200.00	380.00	265.99	49.29
mean_depth	27	80.67	150.00	103.51	21.22
mean_wave_height	27	1.00	16.50	3.77	4.01
mean_wind_direction	27	0.00	315.00	107.41	117.83
mean_wind_speed	27	5.00	27.50	11.57	7.24
max_course	27	45.00	330.00	208.52	86.28
max_speed	27	3.00	3.00	3.00	0.00
max_wire_out	27	200.00	380.00	272.96	53.05
max_depth	27	81.00	150.00	105.48	21.55
max_wave_height	27	1.00	18.00	4.30	4.83
max_wind_direction	27	0.00	315.00	117.04	126.37
max_wind_speed	27	5.00	30.00	12.96	8.12
var_course	27	0.00	54450.00	8469.29	12273.15
var_speed	27	0.00	0.00	0.00	0.00
var_wire_out	27	0.00	3200.00	359.88	892.01
var_depth	27	0.00	162.00	20.64	41.08
var_wave_height	27	0.00	32.00	2.40	6.60
var_wind_direction	27	0.00	48050.00	2025.00	9234.48
var_wind_speed	27	0.00	50.00	7.87	11.58
Tow_duration	27	0.75	4.83	3.30	0.99
Number_species_caught	27	6.00	16.00	11.52	2.12
Number_species_kept	27	4.00	10.00	7.85	1.35
Number_species_discard	27	1.00	10.00	5.96	2.19
station_total_pounds_catch	27	257.00	2815.00	940.70	548.00
station_total_pounds_kept	27	191.00	2788.00	798.85	546.18
station_total_pounds_discard	27	27.00	373.00	141.85	93.81
station_percent_total_discard	27	0.96	57.72	17.58	11.54
station_total_catch_cpue	27	81.59	1299.23	319.05	253.26

station_total_kept_cpue	27	60.63	1286.77	276.31	253.44
station_total_discard_cpue	27	12.46	102.00	42.75	24.34
Vessel 3					
set_tow_course	1301	0.00	355.00	170.69	96.40
set_tow_speed	1357	2.00	3.50	3.10	0.17
set_wire_out	1357	30.00	370.00	181.89	88.08
set_water_depth	1357	11.00	143.00	65.15	37.14
set_wave_height	1357	0.00	16.00	3.37	2.70
set_wind_direction	1353	0.00	350.00	191.67	106.26
set_wind_speed	1356	0.00	35.00	13.98	8.05
set_hour_round	1357	0.00	23.00	11.53	6.97
haul_tow_course	1301	0.00	350.00	170.33	97.23
haul_tow_speed	1357	2.00	3.40	3.11	0.16
haul_wire_out	1356	30.00	370.00	182.86	88.53
haul_water_depth	1356	11.00	148.00	65.23	37.25
haul_wave_height	1356	0.00	16.00	3.39	2.71
haul_wind_direction	1350	0.00	350.00	191.05	107.06
haul_wind_speed	1355	0.00	40.00	14.02	8.08
haul_hour_round	1357	0.00	23.00	11.62	6.95
Number_of_tow_events	1358	1.00	8.00	2.41	0.68
min_course	1301	0.00	350.00	152.56	96.41
min_speed	1357	2.00	3.30	3.09	0.18
min_wire_out	1357	30.00	360.00	178.08	85.94
min_depth	1357	11.00	138.00	62.79	36.13
min_wave_height	1357	0.00	16.00	3.21	2.61
min_wind_direction	1353	0.00	350.00	180.69	108.19
min_wind_speed	1357	0.00	35.00	13.23	7.81
mean_course	1301	0.00	350.00	170.64	90.07
mean_speed	1357	2.00	3.30	3.11	0.16

mean_wire_out	1357	30.00	365.00	182.55	88.00
mean_depth	1357	11.00	142.25	65.28	37.08
mean_wave_height	1357	0.00	16.00	3.38	2.68
mean_wind_direction	1353	0.00	350.00	191.36	101.92
mean_wind_speed	1357	0.00	37.50	14.00	7.91
max_course	1301	0.00	355.00	188.45	94.77
max_speed	1357	2.00	3.50	3.12	0.15
max_wire_out	1357	30.00	370.00	186.83	90.64
max_depth	1357	11.00	148.00	67.67	38.22
max_wave_height	1357	0.00	16.00	3.55	2.79
max_wind_direction	1353	0.00	350.00	202.11	104.17
max_wind_speed	1357	0.00	40.00	14.74	8.23
var_course	1301	0.00	56112.50	1915.55	5082.83
var_speed	1357	0.00	0.50	0.00	0.03
var_wire_out	1356	0.00	16200.00	141.18	746.22
var_depth	1356	0.00	3528.00	26.87	140.72
var_wave_height	1356	0.00	8.00	0.26	0.80
var_wind_direction	1350	0.00	57800.00	1761.61	7539.17
var_wind_speed	1355	0.00	112.50	4.30	11.86
Tow_duration	1357	0.33	6.00	2.04	0.89
Number_species_caught	1358	0.00	17.00	8.34	2.71
Number_species_kept	1358	0.00	11.00	5.64	2.19
Number_species_discard	1358	0.00	14.00	4.67	2.58
station_total_pounds_catch	1358	0.00	11961.61	1388.68	1218.33
station_total_pounds_kept	1358	0.00	10315.65	746.55	698.40
station_total_pounds_discard	1358	0.00	10110.00	642.60	997.72
station_percent_total_discard	1358	0.00	100.00	38.48	31.24
station_total_catch_cpue	1357	0.00	12311.47	927.19	1224.86
station_total_kept_cpue	1357	0.00	6904.80	393.85	443.56

station_total_discard_cpue	1357	0.00	8708.57	533.58	1004.57
Vessel 4					
set_tow_course	159	0.00	354.00	185.21	97.44
set_tow_speed	159	2.90	3.30	3.01	0.05
set_wire_out	159	120.00	340.00	237.39	45.13
set_water_depth	159	31.00	140.00	92.31	20.84
set_wave_height	159	0.00	8.00	2.59	1.62
set_wind_direction	158	0.00	315.00	149.75	112.38
set_wind_speed	159	0.00	25.00	7.73	4.92
set_hour_round	159	0.00	23.00	11.86	6.56
haul_tow_course	159	0.00	350.00	179.65	99.29
haul_tow_speed	159	2.70	3.30	3.02	0.08
haul_wire_out	159	120.00	360.00	236.99	48.88
haul_water_depth	159	29.00	148.00	91.59	22.99
haul_wave_height	159	0.00	8.00	2.53	1.60
haul_wind_direction	159	0.00	315.00	148.49	113.60
haul_wind_speed	159	2.00	25.00	7.78	5.17
haul_hour_round	159	0.00	23.00	11.89	6.65
Number_of_tow_events	160	1.00	3.00	2.15	0.38
min_course	159	0.00	343.00	157.64	98.56
min_speed	159	2.70	3.20	3.00	0.05
min_wire_out	159	120.00	340.00	232.49	45.57
min_depth	159	29.00	135.00	89.19	21.67
min_wave_height	159	0.00	8.00	2.41	1.52
min_wind_direction	159	0.00	315.00	142.17	112.54
min_wind_speed	159	0.00	25.00	7.26	4.71
mean_course	159	8.50	346.50	182.38	90.69
mean_speed	159	2.85	3.20	3.02	0.05
mean_wire_out	159	120.00	353.33	237.38	46.32

mean_depth	159	31.33	143.67	92.03	21.51
mean_wave_height	159	0.00	8.00	2.56	1.56
mean_wind_direction	159	0.00	315.00	148.49	110.24
mean_wind_speed	159	1.00	25.00	7.75	4.88
max_course	159	12.00	354.00	206.49	93.06
max_speed	159	2.90	3.30	3.04	0.08
max_wire_out	159	120.00	360.00	241.89	47.85
max_depth	159	32.00	150.00	94.80	22.00
max_wave_height	159	0.00	8.00	2.71	1.68
max_wind_direction	159	0.00	315.00	155.66	112.73
max_wind_speed	159	2.00	25.00	8.25	5.32
var_course	159	0.00	61250.00	2353.54	6363.76
var_speed	159	0.00	0.05	0.00	0.01
var_wire_out	159	0.00	5000.00	164.73	519.10
var_depth	159	0.00	2048.00	47.50	205.61
var_wave_height	159	0.00	8.00	0.27	0.92
var_wind_direction	158	0.00	48050.00	1062.84	5590.07
var_wind_speed	159	0.00	112.50	3.04	10.82
Tow_duration	159	0.50	4.60	2.81	0.77
Number_species_caught	69	6.00	11.00	9.35	1.29
Number_species_kept	160	2.00	10.00	6.85	1.22
Number_species_discard	69	0.00	11.00	7.36	2.22
station_total_pounds_catch	69	28.62	3716.90	1174.59	726.30
station_total_pounds_kept	160	28.62	3555.90	1013.20	562.70
station_total_pounds_discard	69	0.00	626.00	114.43	127.90
station_percent_total_discard	69	0.00	41.44	9.74	8.42
station_total_catch_cpue	68	9.54	1124.67	418.60	250.65
station_total_kept_cpue	159	9.54	2476.29	394.97	281.56
station_total_discard_cpue	68	0.00	298.00	40.41	47.14

Vessel 5					
set_tow_course	29	10.00	340.00	135.86	84.00
set_tow_speed	29	1.70	4.00	2.72	0.50
set_wire_out	29	60.00	200.00	93.10	47.22
set_water_depth	29	18.00	83.00	33.00	18.36
set_wave_height	29	1.00	5.00	2.48	0.87
set_wind_direction	29	140.00	330.00	236.03	62.41
set_wind_speed	29	5.00	30.00	13.97	6.03
set_hour_round	29	5.00	20.00	12.17	4.65
haul_tow_course	29	25.00	350.00	212.07	90.66
haul_tow_speed	29	0.70	1.00	0.96	0.09
haul_wire_out	29	60.00	200.00	93.10	47.22
haul_water_depth	29	21.00	83.00	33.83	18.34
haul_wave_height	29	1.00	5.00	2.48	0.87
haul_wind_direction	29	140.00	330.00	236.55	61.08
haul_wind_speed	29	5.00	30.00	13.97	6.03
haul_hour_round	29	8.00	23.00	14.62	4.52
Number_of_tow_events	29	2.00	5.00	3.21	0.86
min_course	29	10.00	180.00	95.86	52.81
min_speed	29	0.70	1.00	0.96	0.09
min_wire_out	29	60.00	200.00	93.10	47.22
min_depth	29	18.00	82.00	31.07	17.29
min_wave_height	29	1.00	5.00	2.48	0.87
min_wind_direction	29	140.00	330.00	231.90	59.89
min_wind_speed	29	5.00	30.00	13.97	6.03
mean_course	29	80.00	288.33	184.09	61.30
mean_speed	29	1.50	2.45	2.16	0.22
mean_wire_out	29	60.00	200.00	93.28	47.14
mean_depth	29	20.00	82.00	33.68	17.94

mean_wave_height	29	1.00	5.00	2.48	0.87
mean_wind_direction	29	140.00	330.00	238.15	61.67
mean_wind_speed	29	5.00	30.00	13.97	6.03
max_course	29	80.00	350.00	242.41	87.02
max_speed	29	2.00	4.00	3.05	0.35
max_wire_out	29	60.00	200.00	93.79	47.01
max_depth	29	22.00	83.00	35.90	18.23
max_wave_height	29	1.00	5.00	2.48	0.87
max_wind_direction	29	140.00	330.00	240.69	63.24
max_wind_speed	29	5.00	30.00	13.97	6.03
var_course	29	0.00	30000.00	8391.52	7741.69
var_speed	29	0.50	2.61	1.28	0.49
var_wire_out	29	0.00	100.00	3.45	18.57
var_depth	29	0.00	39.00	9.30	10.62
var_wave_height	29	0.00	0.00	0.00	0.00
var_wind_direction	29	0.00	1200.00	146.77	372.18
var_wind_speed	29	0.00	0.00	0.00	0.00
Tow_duration	29	1.00	3.08	2.53	0.59
Number_species_caught	29	8.00	17.00	10.62	2.09
Number_species_kept	29	1.00	9.00	5.07	1.60
Number_species_discard	29	4.00	12.00	7.41	1.99
station_total_pounds_catch	29	161.00	7424.00	2859.72	2361.60
station_total_pounds_kept	29	116.00	3320.00	1099.31	867.85
station_total_pounds_discard	29	45.00	4686.00	1760.41	1582.41
station_percent_total_discard	29	23.54	84.13	54.29	15.47
station_total_catch_cpue	29	53.67	4626.75	1297.56	1252.36
station_total_kept_cpue	29	38.67	1660.00	497.83	473.68
station_total_discard_cpue	29	15.00	3026.25	799.73	804.94
Vessel 6					

set_tow_course	679	0.00	360.00	177.25	95.84
set_tow_speed	679	2.00	3.20	2.92	0.14
set_wire_out	679	40.00	280.00	199.10	62.31
set_water_depth	679	10.00	122.00	74.52	32.25
set_wave_height	661	0.00	15.00	4.37	2.77
set_wind_direction	579	0.00	350.00	178.20	108.33
set_wind_speed	580	0.00	40.00	18.36	7.11
set_hour_round	679	0.00	23.00	11.65	6.84
haul_tow_course	679	0.00	360.00	172.17	99.08
haul_tow_speed	679	2.00	3.30	2.91	0.17
haul_wire_out	679	40.00	280.00	199.62	62.60
haul_water_depth	679	9.00	123.00	74.23	32.32
haul_wave_height	664	0.00	15.00	4.39	2.81
haul_wind_direction	579	0.00	350.00	177.73	107.55
haul_wind_speed	580	0.00	40.00	18.45	7.19
haul_hour_round	679	0.00	23.00	11.94	6.81
Number_of_tow_events	679	2.00	5.00	2.63	0.62
min_course	679	0.00	360.00	125.62	79.01
min_speed	679	2.00	3.00	2.88	0.18
min_wire_out	679	40.00	280.00	198.88	62.31
min_depth	679	9.00	122.00	70.01	30.90
min_wave_height	666	0.00	14.00	4.03	2.62
min_wind_direction	597	0.00	350.00	164.59	108.25
min_wind_speed	598	0.00	40.00	17.32	6.85
mean_course	679	0.00	360.00	174.35	75.69
mean_speed	679	2.00	3.10	2.92	0.12
mean_wire_out	679	40.00	280.00	199.37	62.38
mean_depth	679	10.08	122.33	74.24	31.78
mean_wave_height	666	0.00	14.50	4.37	2.72

mean_wind_direction	597	0.00	350.00	177.25	103.11
mean_wind_speed	598	0.00	40.00	18.31	6.90
max_course	679	0.00	360.00	225.08	90.37
max_speed	679	2.00	3.50	2.95	0.11
max_wire_out	679	40.00	280.00	199.84	62.60
max_depth	679	11.00	123.00	78.29	33.05
max_wave_height	666	0.00	15.00	4.70	2.90
max_wind_direction	597	0.00	350.00	189.38	106.41
max_wind_speed	598	0.00	40.00	19.25	7.29
var_course	679	0.00	24300.00	5749.79	5677.14
var_speed	679	0.00	0.50	0.01	0.04
var_wire_out	679	0.00	2700.00	12.91	118.25
var_depth	679	0.00	6050.00	55.73	265.94
var_wave_height	660	0.00	22.33	0.51	1.55
var_wind_direction	569	0.00	61250.00	1926.03	7629.13
var_wind_speed	570	0.00	133.33	4.83	10.36
Tow_duration	679	0.75	5.92	3.55	0.92
Number_species_caught	679	1.00	18.00	8.08	3.37
Number_species_kept	679	1.00	11.00	5.72	1.89
Number_species_discard	679	0.00	17.00	4.59	3.39
station_total_pounds_catch	679	83.95	12815.00	1814.04	1358.92
station_total_pounds_kept	679	29.96	12460.00	1505.55	1095.69
station_total_pounds_discard	679	0.00	6160.00	308.49	621.71
station_percent_total_discard	679	0.00	94.50	13.50	17.33
station_total_catch_cpue	679	29.63	5914.62	561.68	549.92
station_total_kept_cpue	679	11.98	5750.77	444.60	382.37
station_total_discard_cpue	679	0.00	2548.97	117.09	277.53
Vessel 7					
set_tow_course	345	0.00	359.00	191.21	102.17

set_tow_speed	345	1.00	3.40	3.02	0.18
set_wire_out	345	40.00	340.00	219.97	63.12
set_water_depth	345	17.00	139.00	86.72	26.72
set_wave_height	345	1.00	15.00	4.52	2.96
set_wind_direction	345	0.00	315.00	148.49	122.78
set_wind_speed	345	2.00	35.00	11.91	8.39
set_hour_round	345	0.00	23.00	11.89	6.95
haul_tow_course	345	0.00	358.00	188.34	103.96
haul_tow_speed	345	2.40	3.70	3.04	0.19
haul_wire_out	345	50.00	340.00	218.87	63.30
haul_water_depth	345	17.00	139.00	86.25	26.87
haul_wave_height	345	1.00	15.00	4.44	2.88
haul_wind_direction	345	0.00	315.00	150.91	123.93
haul_wind_speed	345	1.00	35.00	11.76	8.18
haul_hour_round	345	0.00	23.00	11.44	6.91
Number_of_tow_events	345	2.00	5.00	2.48	0.62
min_course	345	0.00	347.00	134.39	91.35
min_speed	345	1.00	3.40	2.95	0.18
min_wire_out	345	40.00	340.00	213.21	62.01
min_depth	345	17.00	132.00	83.34	25.94
min_wave_height	345	1.00	15.00	4.27	2.84
min_wind_direction	345	0.00	315.00	145.10	122.58
min_wind_speed	345	1.00	35.00	10.95	7.76
mean_course	345	3.50	351.00	189.24	77.81
mean_speed	345	2.20	3.43	3.03	0.14
mean_wire_out	345	45.00	340.00	219.41	62.41
mean_depth	345	17.50	134.50	86.47	26.40
mean_wave_height	345	1.00	15.00	4.48	2.88
mean_wind_direction	345	0.00	315.00	150.13	121.92

mean_wind_speed	345	2.00	35.00	11.85	8.07
max_course	345	5.00	359.00	243.42	88.87
max_speed	345	2.60	3.70	3.11	0.16
max_wire_out	345	50.00	340.00	225.28	63.93
max_depth	345	18.00	139.00	89.49	27.29
max_wave_height	345	1.00	15.00	4.68	2.99
max_wind_direction	345	0.00	315.00	154.30	123.96
max_wind_speed	345	2.00	35.00	12.73	8.71
var_course	345	0.00	60204.50	7104.42	9629.63
var_speed	345	0.00	2.88	0.02	0.16
var_wire_out	345	0.00	6160.50	187.59	508.65
var_depth	345	0.00	804.33	35.75	85.49
var_wave_height	345	0.00	8.33	0.40	1.08
var_wind_direction	345	0.00	35112.50	580.16	3497.40
var_wind_speed	345	0.00	133.33	6.50	18.31
Tow_duration	345	0.25	4.92	2.76	0.75
Number_species_caught	82	0.00	14.00	5.63	2.88
Number_species_kept	345	0.00	10.00	5.72	1.56
Number_species_discard	82	0.00	6.00	1.38	1.16
station_total_pounds_caught	82	0.00	2546.78	715.51	533.72
station_total_pounds_kept	345	0.00	20775.30	1048.09	1676.59
station_total_pounds_discard	82	0.00	2030.00	62.71	230.41
station_percent_total_discard	82	0.00	79.71	7.28	13.59
station_total_catch_cpue	82	0.00	3256.40	353.47	411.91
station_total_kept_cpue	345	0.00	11723.33	433.98	887.04
station_total_discard_cpue	82	0.00	676.67	25.52	79.19
Vessel 8					
set_tow_course	25	0.00	315.00	163.40	115.93
set_tow_speed	25	2.50	3.50	2.73	0.26

set_wire_out	25	40.00	250.00	131.20	49.61
set_water_depth	25	14.00	92.00	39.52	18.39
set_wave_height	0				
set_wind_direction	0				
set_wind_speed	0				
set_hour_round	25	1.00	23.00	13.56	7.14
haul_tow_course	25	0.00	315.00	159.80	118.38
haul_tow_speed	25	2.40	3.50	2.73	0.29
haul_wire_out	25	40.00	250.00	131.20	49.61
haul_water_depth	25	13.00	98.00	39.96	19.26
haul_wave_height	0				
haul_wind_direction	0				
haul_wind_speed	0				
haul_hour_round	25	0.00	23.00	12.20	7.72
Number_of_tow_events	25	2.00	3.00	2.04	0.20
min_course	25	0.00	315.00	156.20	119.10
min_speed	25	2.40	3.50	2.71	0.26
min_wire_out	25	40.00	250.00	131.20	49.61
min_depth	25	13.00	92.00	39.48	18.45
min_wave_height	0				
min_wind_direction	0				
min_wind_speed	0				
mean_course	25	0.00	315.00	162.80	114.96
mean_speed	25	2.45	3.50	2.73	0.27
mean_wire_out	25	40.00	250.00	131.20	49.61
mean_depth	25	13.50	95.00	39.74	18.82
mean_wave_height	0				
mean_wind_direction	0				
mean_wind_speed	0				

max_course	25	0.00	315.00	167.00	114.95
max_speed	25	2.50	3.50	2.75	0.28
max_wire_out	25	40.00	250.00	131.20	49.61
max_depth	25	14.00	98.00	40.00	19.20
max_wave_height	0				
max_wind_direction	0				
max_wind_speed	0				
var_course	25	0.00	10800.00	594.00	2275.06
var_speed	25	0.00	0.05	0.01	0.01
var_wire_out	25	0.00	0.00	0.00	0.00
var_depth	25	0.00	18.00	1.14	3.87
var_wave_height	0				
var_wind_direction	0				
var_wind_speed	0				
Tow_duration	25	0.50	4.83	3.29	1.41
Number_species_caught	25	6.00	15.00	10.40	3.01
Number_species_kept	25	2.00	7.00	4.44	1.58
Number_species_discard	25	4.00	11.00	7.56	2.20
station_total_pounds_catch	25	144.40	4113.00	1408.43	1106.58
station_total_pounds_kept	25	36.00	1425.98	589.67	412.80
station_total_pounds_discard	25	26.00	2768.00	818.76	740.14
station_percent_total_discard	25	18.01	88.89	54.61	17.76
station_total_catch_cpue	25	50.96	1451.65	421.03	273.32
station_total_kept_cpue	25	41.79	474.71	169.44	93.73
station_total_discard_cpue	25	9.18	976.94	251.59	200.63
Vessel 9					
set_tow_course	879	0.00	355.00	197.26	99.30
set_tow_speed	855	1.30	4.50	3.12	0.37
set_wire_out	879	30.00	420.00	159.12	80.30

set_water_depth	879	10.00	156.00	55.93	31.63
set_wave_height	857	1.00	18.00	5.70	3.63
set_wind_direction	833	0.00	350.00	213.05	109.10
set_wind_speed	833	1.00	40.00	16.34	10.15
set_hour_round	879	0.00	23.00	11.62	6.91
haul_tow_course	879	0.00	355.00	196.20	104.53
haul_tow_speed	855	1.80	4.50	3.13	0.37
haul_wire_out	879	30.00	430.00	161.93	81.98
haul_water_depth	879	10.00	157.00	56.57	32.08
haul_wave_height	857	1.00	20.00	5.69	3.61
haul_wind_direction	833	0.00	350.00	214.73	108.43
haul_wind_speed	833	1.00	45.00	16.36	10.18
haul_hour_round	879	0.00	23.00	11.48	6.89
Number_of_tow_events	858	2.00	4.00	2.27	0.45
min_course	858	0.00	355.00	161.73	99.30
min_speed	834	1.30	4.10	2.96	0.34
min_wire_out	858	30.00	420.00	154.97	78.44
min_depth	858	10.00	154.00	52.89	30.67
min_wave_height	858	1.00	18.00	5.46	3.42
min_wind_direction	834	0.00	350.00	209.39	109.87
min_wind_speed	834	1.00	40.00	15.64	9.83
mean_course	858	0.00	355.00	197.01	86.45
mean_speed	834	2.10	4.15	3.13	0.29
mean_wire_out	858	30.00	420.00	161.19	80.36
mean_depth	858	10.00	154.50	56.27	31.38
mean_wave_height	858	1.00	18.00	5.69	3.57
mean_wind_direction	834	0.00	350.00	213.66	107.20
mean_wind_speed	834	1.00	42.50	16.33	10.03
max_course	858	0.00	355.00	233.18	94.51

max_speed	834	2.20	4.70	3.29	0.35
max_wire_out	858	30.00	430.00	167.48	83.70
max_depth	858	10.00	157.00	59.63	32.82
max_wave_height	858	1.00	20.00	5.92	3.80
max_wind_direction	834	0.00	350.00	218.30	107.49
max_wind_speed	834	1.00	45.00	17.03	10.45
var_course	856	0.00	61250.00	4764.94	9988.90
var_speed	832	0.00	1.47	0.09	0.18
var_wire_out	856	0.00	14450.00	287.07	949.19
var_depth	856	0.00	9800.00	64.81	368.98
var_wave_height	856	0.00	24.50	0.68	2.41
var_wind_direction	832	0.00	57800.00	610.89	4034.41
var_wind_speed	832	0.00	112.50	4.92	14.63
Tow_duration	878	0.25	5.50	2.46	0.86
Number_species_caught	778	0.00	17.00	7.94	3.31
Number_species_kept	880	0.00	11.00	4.68	2.24
Number_species_discard	778	0.00	15.00	4.20	2.64
station_total_pounds_catch	778	0.00	46770.00	2230.07	2873.14
station_total_pounds_kept	880	0.00	46770.00	1199.21	2438.57
station_total_pounds_discard	778	0.00	11525.00	967.06	1298.42
station_percent_total_discard	778	0.00	100.00	41.46	28.11
station_total_catch_cpue	776	0.00	46770.00	1202.34	2741.96
station_total_kept_cpue	878	0.00	46770.00	673.26	2455.50
station_total_discard_cpue	776	0.00	15000.00	493.03	891.17
Vessel 10					
set_tow_course	244	20.00	360.00	185.53	101.70
set_tow_speed	244	2.60	3.70	3.10	0.19
set_wire_out	244	40.00	425.00	190.88	85.56
set_water_depth	244	13.00	160.00	67.94	31.50

set_wave_height	244	1.00	15.00	4.95	3.34
set_wind_direction	244	0.00	315.00	189.32	117.80
set_wind_speed	244	2.00	40.00	17.59	9.51
set_hour_round	244	0.00	23.00	11.48	6.87
haul_tow_course	244	20.00	360.00	184.30	97.64
haul_tow_speed	244	2.60	3.70	3.10	0.19
haul_wire_out	244	40.00	425.00	190.88	85.56
haul_water_depth	244	13.00	160.00	67.89	31.48
haul_wave_height	244	1.00	15.00	4.94	3.34
haul_wind_direction	244	0.00	315.00	190.35	117.89
haul_wind_speed	244	2.00	40.00	17.61	9.54
haul_hour_round	244	0.00	23.00	11.53	7.01
Number_of_tow_events	244	2.00	3.00	2.07	0.25
min_course	244	20.00	360.00	177.99	99.24
min_speed	244	2.60	3.70	3.10	0.19
min_wire_out	244	40.00	425.00	190.88	85.56
min_depth	244	13.00	160.00	67.78	31.38
min_wave_height	244	1.00	15.00	4.94	3.34
min_wind_direction	244	0.00	315.00	189.32	117.80
min_wind_speed	244	2.00	40.00	17.59	9.51
mean_course	244	20.00	360.00	184.69	95.93
mean_speed	244	2.60	3.70	3.10	0.19
mean_wire_out	244	40.00	425.00	190.88	85.56
mean_depth	244	13.00	160.00	67.92	31.48
mean_wave_height	244	1.00	15.00	4.94	3.34
mean_wind_direction	244	0.00	315.00	189.84	117.63
mean_wind_speed	244	2.00	40.00	17.60	9.52
max_course	244	20.00	360.00	191.84	99.66
max_speed	244	2.60	3.70	3.10	0.19

max_wire_out	244	40.00	425.00	190.88	85.56
max_depth	244	13.00	160.00	68.05	31.59
max_wave_height	244	1.00	15.00	4.95	3.34
max_wind_direction	244	0.00	315.00	190.35	117.89
max_wind_speed	244	2.00	40.00	17.61	9.54
var_course	244	0.00	22050.00	918.51	3352.21
var_speed	244	0.00	0.00	0.00	0.00
var_wire_out	244	0.00	0.00	0.00	0.00
var_depth	244	0.00	72.00	1.29	9.17
var_wave_height	244	0.00	0.50	0.00	0.03
var_wind_direction	244	0.00	24200.00	101.02	1549.40
var_wind_speed	244	0.00	12.50	0.05	0.80
Tow_duration	244	0.42	6.67	3.60	1.32
Number_species_caught	244	1.00	14.00	5.01	2.74
Number_species_kept	244	0.00	10.00	4.13	1.84
Number_species_discard	244	0.00	11.00	3.33	1.79
station_total_pounds_catch	244	30.00	26280.00	1764.13	2846.37
station_total_pounds_kept	244	0.00	18240.00	1408.75	2250.24
station_total_pounds_discard	244	0.00	20400.00	355.38	1504.45
station_percent_total_discard	244	0.00	100.00	17.22	19.61
station_total_catch_cpue	244	12.00	25057.50	758.99	2325.93
station_total_kept_cpue	244	0.00	24607.50	606.25	2126.72
station_total_discard_cpue	244	0.00	9415.38	152.74	763.64
Vessel 11					
set_tow_course	446	5.00	350.00	186.70	91.92
set_tow_speed	446	2.50	3.50	2.91	0.17
set_wire_out	446	30.00	320.00	208.43	34.06
set_water_depth	446	10.00	129.00	88.60	15.21
set_wave_height	446	2.00	12.00	4.98	2.02

set_wind_direction	445	0.00	350.00	193.09	101.34
set_wind_speed	446	5.00	35.00	17.31	6.98
set_hour_round	446	0.00	23.00	11.98	6.94
haul_tow_course	446	10.00	350.00	150.08	90.53
haul_tow_speed	446	2.50	3.50	2.91	0.17
haul_wire_out	446	30.00	320.00	208.32	34.03
haul_water_depth	446	10.00	130.00	88.49	15.06
haul_wave_height	446	2.00	12.00	4.99	1.99
haul_wind_direction	446	0.00	350.00	190.45	102.08
haul_wind_speed	446	5.00	35.00	17.37	6.98
haul_hour_round	446	0.00	23.00	12.20	6.67
Number_of_tow_events	446	2.00	5.00	2.60	0.56
min_course	446	5.00	340.00	118.14	76.08
min_speed	446	2.50	3.50	2.91	0.17
min_wire_out	446	30.00	320.00	208.27	34.08
min_depth	446	10.00	129.00	83.44	14.75
min_wave_height	446	2.00	10.00	4.60	1.78
min_wind_direction	446	0.00	350.00	179.16	103.31
min_wind_speed	446	5.00	30.00	16.00	6.62
mean_course	446	30.00	340.00	162.41	68.47
mean_speed	446	2.67	3.50	2.91	0.17
mean_wire_out	446	30.00	320.00	208.35	34.04
mean_depth	446	10.00	129.50	88.25	14.21
mean_wave_height	446	2.00	11.33	4.98	1.90
mean_wind_direction	446	0.00	350.00	191.98	95.76
mean_wind_speed	446	5.00	33.33	17.35	6.65
max_course	446	30.00	350.00	218.20	81.91
max_speed	446	2.70	3.50	2.92	0.17
max_wire_out	446	30.00	320.00	208.48	34.01

max_depth	446	10.00	130.00	92.83	14.22
max_wave_height	446	2.00	12.00	5.36	2.13
max_wind_direction	446	0.00	350.00	204.64	98.51
max_wind_speed	446	5.00	35.00	18.70	7.10
var_course	446	0.00	27075.00	5779.92	5585.85
var_speed	446	0.00	0.13	0.00	0.01
var_wire_out	446	0.00	833.33	2.29	39.98
var_depth	446	0.00	648.00	48.93	70.20
var_wave_height	446	0.00	40.50	0.61	2.16
var_wind_direction	445	0.00	52812.50	2016.43	7470.10
var_wind_speed	446	0.00	112.50	7.44	13.29
Tow_duration	446	0.75	7.58	4.16	0.54
Number_species_caught	446	3.00	13.00	8.67	2.21
Number_species_kept	446	1.00	10.00	6.36	1.75
Number_species_discard	446	0.00	11.00	6.10	1.74
station_total_pounds_catch	446	107.23	18540.90	1334.36	1115.28
station_total_pounds_kept	446	95.23	7085.10	1074.76	546.53
station_total_pounds_discard	446	0.00	17431.00	260.00	902.61
station_percent_total_discard	446	0.00	94.01	15.97	10.80
station_total_catch_cpue	446	40.16	4120.20	327.59	275.55
station_total_kept_cpue	446	26.32	1771.28	261.43	140.35
station_total_discard_cpue	446	0.00	3873.56	66.27	213.96
Vessel 12					
set_tow_course	81	0.00	340.00	157.43	89.00
set_tow_speed	81	2.10	3.50	2.82	0.36
set_wire_out	81	30.00	230.00	103.95	39.25
set_water_depth	81	20.00	94.00	37.53	16.66
set_wave_height	81	2.00	10.00	4.77	1.71
set_wind_direction	80	90.00	315.00	202.38	66.58

set_wind_speed	81	0.00	25.00	12.77	6.12
set_hour_round	81	0.00	23.00	11.75	7.18
haul_tow_course	81	0.00	350.00	197.58	96.66
haul_tow_speed	81	0.90	3.50	2.83	0.50
haul_wire_out	81	30.00	230.00	103.95	40.66
haul_water_depth	81	20.00	94.00	37.99	17.25
haul_wave_height	81	2.00	10.00	4.85	1.75
haul_wind_direction	80	140.00	315.00	206.69	65.94
haul_wind_speed	81	0.00	25.00	13.31	6.19
haul_hour_round	81	0.00	23.00	11.62	7.24
Number_of_tow_events	81	2.00	8.00	2.80	1.24
min_course	81	0.00	330.00	131.35	83.70
min_speed	81	0.90	3.50	2.67	0.45
min_wire_out	81	30.00	230.00	103.58	39.81
min_depth	81	20.00	94.00	36.36	15.95
min_wave_height	81	2.00	10.00	4.64	1.64
min_wind_direction	81	90.00	315.00	200.56	65.72
min_wind_speed	81	0.00	25.00	11.91	6.00
mean_course	81	0.00	330.00	184.01	74.09
mean_speed	81	2.00	3.50	2.84	0.35
mean_wire_out	81	30.00	230.00	104.04	40.11
mean_depth	81	20.00	94.00	37.82	17.04
mean_wave_height	81	2.00	10.00	4.83	1.69
mean_wind_direction	81	115.00	315.00	203.69	65.71
mean_wind_speed	81	1.25	25.00	13.08	5.85
max_course	81	0.00	355.00	227.60	92.19
max_speed	81	2.10	3.50	2.99	0.39
max_wire_out	81	30.00	230.00	104.32	40.11
max_depth	81	20.00	94.00	39.07	17.93

max_wave_height	81	2.00	10.00	4.98	1.80
max_wind_direction	81	140.00	315.00	206.91	66.66
max_wind_speed	81	5.00	25.00	14.19	5.98
var_course	81	0.00	24300.00	5448.15	6268.27
var_speed	81	0.00	2.00	0.09	0.27
var_wire_out	81	0.00	450.00	8.33	55.62
var_depth	81	0.00	430.67	9.30	48.38
var_wave_height	81	0.00	8.00	0.26	1.00
var_wind_direction	80	0.00	2700.00	131.28	433.01
var_wind_speed	81	0.00	50.00	5.12	10.49
Tow_duration	81	0.42	4.42	2.54	0.79
Number_species_caught	81	2.00	14.00	7.75	2.96
Number_species_kept	81	2.00	10.00	4.52	1.68
Number_species_discard	81	1.00	11.00	5.19	2.51
station_total_pounds_catch	81	49.88	9132.00	1534.32	1698.30
station_total_pounds_kept	81	25.04	3033.00	821.97	603.17
station_total_pounds_discard	81	2.00	7145.00	712.36	1323.52
station_percent_total_discard	81	2.67	84.95	29.98	22.71
station_total_catch_cpue	81	16.18	4470.00	755.97	950.23
station_total_kept_cpue	81	8.35	1555.38	373.73	319.13
station_total_discard_cpue	81	0.65	3530.23	382.24	728.95
Vessel 13					
set_tow_course	61	0.00	360.00	211.28	103.21
set_tow_speed	61	2.50	3.20	2.82	0.15
set_wire_out	61	90.00	200.00	137.79	22.92
set_water_depth	61	28.00	69.00	51.69	9.21
set_wave_height	61	0.00	5.00	2.34	1.21
set_wind_direction	60	0.00	315.00	179.92	82.27
set_wind_speed	60	5.00	20.00	9.33	3.90

set_hour_round	61	0.00	23.00	11.80	7.28
haul_tow_course	61	20.00	355.00	200.16	110.59
haul_tow_speed	61	2.50	3.30	2.81	0.16
haul_wire_out	61	90.00	200.00	138.11	22.51
haul_water_depth	61	35.00	70.00	52.21	8.37
haul_wave_height	61	0.00	5.00	2.30	1.17
haul_wind_direction	61	45.00	315.00	184.34	80.87
haul_wind_speed	61	5.00	20.00	9.26	3.80
haul_hour_round	61	0.00	22.00	10.87	7.04
Number_of_tow_events	61	2.00	4.00	2.36	0.63
min_course	61	0.00	340.00	158.34	108.93
min_speed	61	2.50	3.00	2.75	0.14
min_wire_out	61	90.00	200.00	137.79	22.92
min_depth	61	28.00	65.00	49.16	8.69
min_wave_height	61	0.00	5.00	2.17	1.16
min_wind_direction	61	0.00	315.00	178.52	82.76
min_wind_speed	61	5.00	20.00	8.93	3.72
mean_course	61	25.00	340.00	205.40	84.56
mean_speed	61	2.55	3.10	2.81	0.13
mean_wire_out	61	90.00	200.00	138.03	22.59
mean_depth	61	37.00	67.00	51.83	7.72
mean_wave_height	61	0.00	5.00	2.33	1.15
mean_wind_direction	61	45.00	315.00	182.11	81.03
mean_wind_speed	61	5.00	20.00	9.29	3.71
max_course	61	35.00	360.00	251.41	92.04
max_speed	61	2.60	3.30	2.88	0.14
max_wire_out	61	90.00	200.00	138.11	22.51
max_depth	61	37.00	70.00	54.72	8.03
max_wave_height	61	0.00	5.00	2.48	1.21

max_wind_direction	61	45.00	315.00	185.08	79.77
max_wind_speed	61	5.00	20.00	9.67	4.02
var_course	61	0.00	52812.50	7498.99	13514.76
var_speed	61	0.00	0.08	0.01	0.02
var_wire_out	61	0.00	100.00	1.64	12.80
var_depth	61	0.00	256.25	23.46	41.72
var_wave_height	61	0.00	4.50	0.18	0.59
var_wind_direction	60	0.00	4050.00	210.31	716.85
var_wind_speed	60	0.00	25.00	1.67	4.68
Tow_duration	61	1.00	4.92	2.97	1.00
Number_species_caught	61	3.00	15.00	7.30	2.67
Number_species_kept	61	2.00	8.00	4.38	1.38
Number_species_discard	61	0.00	12.00	4.62	2.67
station_total_pounds_catch	61	55.65	2234.30	658.77	449.33
station_total_pounds_kept	61	55.65	1749.30	510.31	351.21
station_total_pounds_discard	61	0.00	1020.00	148.46	208.54
station_percent_total_discard	61	0.00	87.63	20.20	17.96
station_total_catch_cpue	61	27.43	733.38	225.65	145.23
station_total_kept_cpue	61	21.60	519.17	175.22	112.70
station_total_discard_cpue	61	0.00	470.77	50.42	82.41
Vessel 14					
set_tow_course	928	0.00	359.00	174.39	98.55
set_tow_speed	928	1.80	4.30	2.81	0.31
set_wire_out	928	70.00	410.00	215.54	83.40
set_water_depth	928	21.00	162.00	81.51	35.23
set_wave_height	928	1.00	18.00	6.08	3.24
set_wind_direction	917	0.00	350.00	186.49	116.01
set_wind_speed	928	5.00	40.00	18.73	7.41
set_hour_round	928	0.00	23.00	11.64	6.80

haul_tow_course	928	1.00	359.00	187.78	98.70
haul_tow_speed	927	0.00	4.50	2.85	0.39
haul_wire_out	928	70.00	420.00	217.48	83.46
haul_water_depth	928	20.00	225.00	81.58	35.27
haul_wave_height	928	1.00	16.00	6.04	3.17
haul_wind_direction	918	0.00	350.00	187.14	115.35
haul_wind_speed	928	5.00	45.00	18.80	7.39
haul_hour_round	928	0.00	23.00	11.68	6.87
Number_of_tow_events	928	2.00	4.00	2.23	0.46
min_course	928	0.00	350.00	149.97	96.04
min_speed	928	0.00	3.90	2.67	0.36
min_wire_out	928	70.00	400.00	211.07	81.06
min_depth	928	20.00	154.00	78.17	33.91
min_wave_height	928	1.00	16.00	5.82	3.06
min_wind_direction	920	0.00	350.00	180.31	116.96
min_wind_speed	928	5.00	40.00	18.11	7.15
mean_course	928	7.00	351.50	179.76	86.11
mean_speed	928	1.55	4.15	2.83	0.25
mean_wire_out	928	70.00	405.00	216.57	82.84
mean_depth	928	21.00	157.50	81.53	34.81
mean_wave_height	928	1.00	16.00	6.06	3.15
mean_wind_direction	920	0.00	350.00	186.95	113.10
mean_wind_speed	928	5.00	40.00	18.76	7.27
max_course	928	10.00	359.00	211.43	93.67
max_speed	928	2.10	4.50	2.99	0.29
max_wire_out	928	70.00	420.00	222.04	85.41
max_depth	928	22.00	225.00	84.91	36.19
max_wave_height	928	1.00	18.00	6.30	3.32
max_wind_direction	920	0.00	350.00	193.50	114.00

max_wind_speed	928	5.00	45.00	19.42	7.59
var_course	928	0.00	59512.50	3965.22	8982.27
var_speed	927	0.00	4.81	0.10	0.29
var_wire_out	928	0.00	22050.00	189.97	837.75
var_depth	928	0.00	4232.00	48.88	204.34
var_wave_height	928	0.00	32.00	0.62	2.28
var_wind_direction	916	0.00	59512.50	1107.06	6037.90
var_wind_speed	928	0.00	50.00	3.61	8.38
Tow_duration	928	0.10	5.38	2.59	0.82
Number_species_caught	928	0.00	15.00	6.61	2.58
Number_species_kept	928	0.00	11.00	5.28	2.13
Number_species_discard	928	0.00	13.00	2.31	2.02
station_total_pounds_catch	928	0.00	28550.00	1780.41	2128.69
station_total_pounds_kept	928	0.00	28550.00	1317.77	1898.26
station_total_pounds_discard	928	0.00	8506.00	462.64	927.28
station_percent_total_discard	928	0.00	100.00	20.71	25.28
station_total_catch_cpue	928	0.00	43295.00	873.30	2139.28
station_total_kept_cpue	928	0.00	30400.00	610.76	1548.81
station_total_discard_cpue	928	0.00	31700.00	262.55	1159.06
Vessel 15					
set_tow_course	352	0.00	360.00	170.39	104.17
set_tow_speed	352	2.80	3.20	2.99	0.06
set_wire_out	352	60.00	340.00	194.81	69.49
set_water_depth	352	23.00	128.00	65.32	29.76
set_wave_height	341	0.00	10.00	3.16	1.89
set_wind_direction	341	0.00	350.00	170.79	118.17
set_wind_speed	341	0.00	30.00	12.26	5.81
set_hour_round	355	0.00	23.00	12.07	6.67
haul_tow_course	346	0.00	360.00	185.52	107.72

haul_tow_speed	346	2.80	3.20	2.99	0.06
haul_wire_out	346	60.00	340.00	195.73	68.77
haul_water_depth	346	23.00	128.00	65.31	29.57
haul_wave_height	336	0.00	10.00	3.13	1.85
haul_wind_direction	336	0.00	350.00	169.30	118.51
haul_wind_speed	336	0.00	30.00	12.16	5.74
haul_hour_round	350	0.00	23.00	11.95	6.69
Number_of_tow_events	374	1.00	4.00	2.08	0.46
min_course	352	0.00	360.00	164.93	104.25
min_speed	352	2.80	3.20	2.99	0.06
min_wire_out	352	60.00	340.00	194.33	69.36
min_depth	352	23.00	128.00	64.85	29.70
min_wave_height	341	0.00	10.00	3.12	1.86
min_wind_direction	341	0.00	350.00	170.62	118.38
min_wind_speed	341	0.00	30.00	12.15	5.73
mean_course	352	0.00	360.00	178.96	102.17
mean_speed	352	2.80	3.20	2.99	0.06
mean_wire_out	352	60.00	340.00	194.75	69.32
mean_depth	352	23.00	128.00	65.15	29.65
mean_wave_height	341	0.00	10.00	3.15	1.87
mean_wind_direction	341	0.00	350.00	170.83	118.33
mean_wind_speed	341	0.00	30.00	12.23	5.73
max_course	352	0.00	360.00	190.43	107.48
max_speed	352	2.80	3.20	2.99	0.06
max_wire_out	352	60.00	340.00	195.21	69.40
max_depth	352	23.00	128.00	65.49	29.69
max_wave_height	341	0.00	10.00	3.18	1.90
max_wind_direction	341	0.00	350.00	171.07	118.28
max_wind_speed	341	0.00	30.00	12.33	5.83

var_course	346	0.00	22533.33	1588.55	4282.74
var_speed	346	0.00	0.00	0.00	0.00
var_wire_out	346	0.00	2450.00	14.31	142.61
var_depth	346	0.00	450.00	3.99	30.15
var_wave_height	336	0.00	4.50	0.07	0.49
var_wind_direction	336	0.00	1200.00	8.07	87.64
var_wind_speed	336	0.00	112.50	0.79	7.91
Tow_duration	350	0.42	5.67	2.67	1.15
Number_species_caught	336	0.00	14.00	5.53	2.07
Number_species_kept	374	0.00	8.00	4.02	1.61
Number_species_discard	336	0.00	9.00	1.53	1.24
station_total_pounds_catch	336	0.00	15000.00	1086.94	1463.76
station_total_pounds_kept	374	0.00	10280.00	625.25	1025.87
station_total_pounds_discard	336	0.00	15000.00	470.72	1079.32
station_percent_total_discard	336	0.00	100.00	36.15	28.92
station_total_catch_cpue	316	0.00	15000.00	508.76	1183.34
station_total_kept_cpue	350	0.00	12285.00	276.52	870.86
station_total_discard_cpue	316	0.00	15000.00	276.56	985.82
Vessel 16					
set_tow_course	372	0.00	359.00	197.57	104.06
set_tow_speed	372	1.70	3.80	2.84	0.24
set_wire_out	372	40.00	360.00	136.53	75.23
set_water_depth	372	15.00	150.00	47.67	30.06
set_wave_height	372	1.00	15.00	4.32	2.92
set_wind_direction	372	0.00	359.00	178.11	102.14
set_wind_speed	372	0.00	40.00	15.44	7.69
set_hour_round	372	0.00	23.00	11.42	6.91
haul_tow_course	371	0.00	359.00	191.72	103.83
haul_tow_speed	371	1.70	3.80	2.83	0.25

haul_wire_out	371	40.00	360.00	135.82	75.12
haul_water_depth	371	14.00	193.00	47.69	30.80
haul_wave_height	371	1.00	17.00	4.36	3.03
haul_wind_direction	371	0.00	359.00	175.74	101.89
haul_wind_speed	371	0.00	40.00	15.53	7.92
haul_hour_round	372	0.00	23.00	11.34	6.86
Number_of_tow_events	372	2.00	5.00	2.35	0.63
min_course	372	0.00	359.00	166.05	105.26
min_speed	372	1.70	3.80	2.80	0.27
min_wire_out	372	40.00	360.00	135.40	74.05
min_depth	372	14.00	140.00	45.99	28.40
min_wave_height	372	1.00	15.00	4.16	2.76
min_wind_direction	372	0.00	359.00	170.31	101.30
min_wind_speed	372	0.00	40.00	14.81	7.44
mean_course	372	0.00	359.00	192.55	93.59
mean_speed	372	1.70	3.80	2.84	0.23
mean_wire_out	372	40.00	360.00	136.37	75.09
mean_depth	372	15.33	150.00	47.90	30.25
mean_wave_height	372	1.00	16.00	4.34	2.93
mean_wind_direction	372	0.00	359.00	177.03	99.41
mean_wind_speed	372	0.00	40.00	15.48	7.67
max_course	372	0.00	359.00	220.23	96.92
max_speed	372	1.70	3.80	2.87	0.21
max_wire_out	372	40.00	360.00	137.34	76.53
max_depth	372	17.00	193.00	49.70	32.40
max_wave_height	372	1.00	17.00	4.51	3.16
max_wind_direction	372	0.00	359.00	183.27	102.37
max_wind_speed	372	0.00	40.00	16.15	8.09
var_course	371	0.00	31752.00	3255.49	5759.58

var_speed	371	0.00	0.21	0.01	0.03
var_wire_out	371	0.00	9800.00	65.50	573.78
var_depth	371	0.00	3698.00	34.82	216.57
var_wave_height	371	0.00	12.50	0.45	1.62
var_wind_direction	371	0.00	48050.00	896.62	4542.10
var_wind_speed	371	0.00	312.50	3.97	17.77
Tow_duration	372	0.48	5.50	2.89	0.82
Number_species_caught	372	2.00	17.00	6.40	2.52
Number_species_kept	372	0.00	10.00	3.60	1.71
Number_species_discard	372	0.00	12.00	3.59	1.96
station_total_pounds_catch	372	47.55	9160.00	1845.27	1363.60
station_total_pounds_kept	372	0.00	7065.00	1008.90	845.10
station_total_pounds_discard	372	0.00	6150.00	836.37	951.64
station_percent_total_discard	372	0.00	100.00	40.77	24.88
station_total_catch_cpue	372	47.55	6106.67	735.99	741.74
station_total_kept_cpue	372	0.00	4710.00	380.61	419.84
station_total_discard_cpue	372	0.00	4920.00	355.38	509.41
Vessel 17					
set_tow_course	727	10.00	360.00	175.52	90.18
set_tow_speed	727	1.80	4.00	2.87	0.24
set_wire_out	727	50.00	360.00	236.25	67.17
set_water_depth	727	10.00	125.00	82.18	31.14
set_wave_height	684	0.00	18.00	5.90	3.28
set_wind_direction	665	0.00	350.00	182.92	113.52
set_wind_speed	672	0.00	40.00	15.70	7.75
set_hour_round	727	0.00	23.00	11.44	6.94
haul_tow_course	727	0.00	360.00	169.24	89.09
haul_tow_speed	727	1.80	4.00	2.84	0.24
haul_wire_out	727	50.00	320.00	236.36	66.85

haul_water_depth	727	9.00	125.00	81.69	31.23
haul_wave_height	685	0.00	18.00	5.81	3.28
haul_wind_direction	663	0.00	350.00	184.31	112.84
haul_wind_speed	672	0.00	45.00	15.59	7.72
haul_hour_round	727	0.00	23.00	11.51	6.94
Number_of_tow_events	727	2.00	5.00	2.41	0.59
min_course	727	0.00	360.00	130.94	77.84
min_speed	727	1.80	4.00	2.77	0.23
min_wire_out	727	50.00	320.00	235.76	66.99
min_depth	727	4.50	124.00	77.80	30.27
min_wave_height	691	0.00	15.00	5.35	2.99
min_wind_direction	679	0.00	350.00	174.19	112.84
min_wind_speed	686	0.00	35.00	14.29	7.10
mean_course	727	12.50	360.00	171.49	72.38
mean_speed	727	1.90	4.00	2.85	0.20
mean_wire_out	727	50.00	320.00	236.36	66.87
mean_depth	727	9.00	124.00	81.94	30.67
mean_wave_height	691	0.00	16.00	5.82	3.13
mean_wind_direction	679	0.00	350.00	184.06	108.84
mean_wind_speed	686	0.00	40.00	15.53	7.41
max_course	727	15.00	360.00	213.23	87.45
max_speed	727	2.00	4.00	2.93	0.23
max_wire_out	727	50.00	360.00	236.88	67.00
max_depth	727	11.00	125.00	85.98	31.49
max_wave_height	691	0.00	18.00	6.31	3.47
max_wind_direction	679	0.00	350.00	193.80	112.43
max_wind_speed	686	0.00	45.00	16.72	8.12
var_course	727	0.00	57800.00	4646.02	7020.16
var_speed	727	0.00	0.75	0.03	0.07

var_wire_out	727	0.00	5000.00	25.80	291.56
var_depth	727	0.00	4900.50	54.94	204.11
var_wave_height	679	0.00	98.00	1.58	5.05
var_wind_direction	649	0.00	61250.00	1800.15	7184.33
var_wind_speed	659	0.00	200.00	8.91	20.03
Tow_duration	727	0.67	6.02	3.51	0.99
Number_species_caught	727	1.00	15.00	7.08	2.12
Number_species_kept	727	0.00	11.00	6.46	1.78
Number_species_discard	727	0.00	12.00	3.76	1.98
station_total_pounds_catch	727	50.00	14230.10	1838.45	1484.75
station_total_pounds_kept	727	0.00	11188.10	1646.16	1351.26
station_total_pounds_discard	727	0.00	3089.00	192.29	276.64
station_percent_total_discard	727	0.00	100.00	10.86	11.87
station_total_catch_cpue	727	41.61	3528.12	553.48	477.98
station_total_kept_cpue	727	0.00	2773.91	480.98	390.42
station_total_discard_cpue	727	0.00	2155.12	72.49	150.62
Vessel 18					
set_tow_course	70	0.00	350.00	155.46	99.44
set_tow_speed	75	2.50	3.30	2.98	0.17
set_wire_out	75	35.00	250.00	105.67	29.47
set_water_depth	75	12.00	92.00	36.76	10.44
set_wave_height	75	0.00	10.00	2.85	2.36
set_wind_direction	56	0.00	270.00	207.32	56.26
set_wind_speed	57	0.00	35.00	10.79	6.93
set_hour_round	75	0.00	23.00	11.44	6.92
haul_tow_course	70	0.00	270.00	183.19	94.35
haul_tow_speed	75	2.60	3.30	2.99	0.15
haul_wire_out	75	35.00	250.00	107.60	33.28
haul_water_depth	75	14.00	93.00	38.07	12.54

haul_wave_height	75	0.00	10.00	2.95	2.49
haul_wind_direction	55	0.00	310.00	212.00	49.23
haul_wind_speed	57	0.00	35.00	11.11	7.65
haul_hour_round	75	0.00	23.00	12.05	6.95
Number_of_tow_events	75	2.00	5.00	2.52	0.68
min_course	70	0.00	270.00	124.89	86.67
min_speed	75	2.50	3.30	2.95	0.15
min_wire_out	75	35.00	250.00	105.67	29.47
min_depth	75	12.00	92.00	36.51	10.42
min_wave_height	75	0.00	10.00	2.67	2.20
min_wind_direction	56	0.00	270.00	202.23	58.95
min_wind_speed	57	0.00	35.00	9.96	6.97
mean_course	70	0.00	285.00	171.70	75.24
mean_speed	75	2.60	3.30	2.99	0.15
mean_wire_out	75	35.00	250.00	106.80	31.15
mean_depth	75	13.00	92.00	37.49	11.21
mean_wave_height	75	0.00	10.00	2.85	2.29
mean_wind_direction	56	0.00	270.00	208.61	48.10
mean_wind_speed	57	0.00	35.00	10.82	6.99
max_course	70	0.00	350.00	221.47	86.86
max_speed	75	2.60	3.30	3.02	0.16
max_wire_out	75	35.00	250.00	107.60	33.28
max_depth	75	14.00	93.00	38.32	12.52
max_wave_height	75	0.00	10.00	3.05	2.49
max_wind_direction	56	0.00	310.00	214.82	50.20
max_wind_speed	57	0.00	35.00	11.67	7.46
var_course	70	0.00	24300.00	5973.57	6280.38
var_speed	75	0.00	0.08	0.01	0.01
var_wire_out	75	0.00	3630.00	51.68	419.42

var_depth	75	0.00	812.70	15.36	96.22
var_wave_height	75	0.00	10.25	0.40	1.58
var_wind_direction	55	0.00	32033.33	782.23	4395.73
var_wind_speed	57	0.00	112.50	6.75	22.20
Tow_duration	75	0.67	4.25	2.81	0.80
Number_species_caught	75	1.00	15.00	4.59	3.60
Number_species_kept	75	1.00	7.00	3.08	1.54
Number_species_discard	75	0.00	13.00	2.57	3.23
station_total_pounds_catch	75	46.00	10986.70	1266.33	1801.75
station_total_pounds_kept	75	6.00	3637.80	788.78	666.13
station_total_pounds_discard	75	0.00	8654.00	477.55	1397.63
station_percent_total_discard	75	0.00	94.61	23.67	24.20
station_total_catch_cpue	75	14.53	3007.69	443.51	486.13
station_total_kept_cpue	75	1.89	1148.78	286.50	217.36
station_total_discard_cpue	75	0.00	2246.80	157.01	373.57
Vessel 19					
set_tow_course	775	0.00	360.00	189.22	103.86
set_tow_speed	812	1.50	3.90	2.86	0.29
set_wire_out	812	40.00	380.00	136.18	84.77
set_water_depth	812	12.00	141.00	44.86	31.36
set_wave_height	810	0.00	20.00	4.54	3.07
set_wind_direction	810	0.00	350.00	209.32	110.14
set_wind_speed	812	0.00	40.00	12.07	7.29
set_hour_round	827	0.00	23.00	11.30	7.01
haul_tow_course	770	0.00	360.00	178.00	104.01
haul_tow_speed	808	1.80	4.20	2.95	0.31
haul_wire_out	808	40.00	380.00	137.02	85.88
haul_water_depth	808	11.00	145.00	45.28	31.87
haul_wave_height	806	0.00	20.00	4.51	3.04

haul_wind_direction	807	0.00	350.00	209.40	109.42
haul_wind_speed	808	0.00	45.00	12.06	7.38
haul_hour_round	827	0.00	23.00	11.50	6.99
Number_of_tow_events	791	1.00	5.00	2.69	0.70
min_course	775	0.00	355.00	127.77	91.80
min_speed	775	1.50	3.90	2.76	0.28
min_wire_out	775	40.00	380.00	137.88	85.28
min_depth	775	11.00	138.00	44.92	31.34
min_wave_height	774	0.00	20.00	4.30	2.93
min_wind_direction	775	0.00	350.00	199.08	111.38
min_wind_speed	775	0.00	35.00	11.15	6.80
mean_course	775	0.00	355.00	183.53	78.84
mean_speed	775	1.90	4.00	2.93	0.21
mean_wire_out	775	40.00	380.00	139.41	86.27
mean_depth	775	11.33	139.50	46.01	32.00
mean_wave_height	774	0.00	20.00	4.44	3.01
mean_wind_direction	775	0.00	350.00	205.47	107.22
mean_wind_speed	775	0.00	40.00	11.65	6.95
max_course	775	0.00	360.00	242.86	89.04
max_speed	775	1.90	5.00	3.07	0.28
max_wire_out	775	40.00	380.00	140.88	87.45
max_depth	775	12.00	145.00	47.11	32.76
max_wave_height	774	0.00	20.00	4.60	3.15
max_wind_direction	775	0.00	350.00	212.82	108.35
max_wind_speed	775	0.00	45.00	12.16	7.28
var_course	770	0.00	59512.50	7003.50	8634.02
var_speed	771	0.00	1.93	0.07	0.18
var_wire_out	771	0.00	3200.00	36.41	198.57
var_depth	771	0.00	480.50	8.02	34.66

var_wave_height	769	0.00	50.00	0.36	2.15
var_wind_direction	771	0.00	61250.00	1158.12	6371.57
var_wind_speed	771	0.00	112.50	2.65	8.91
Tow_duration	827	0.25	7.00	2.17	0.72
Number_species_caught	743	0.00	14.00	5.85	2.54
Number_species_kept	828	0.00	9.00	3.85	1.63
Number_species_discard	743	0.00	12.00	3.61	2.35
station_total_pounds_catch	743	0.00	14040.00	1460.97	1489.79
station_total_pounds_kept	828	0.00	14040.00	820.53	874.25
station_total_pounds_discard	743	0.00	12055.00	626.48	1159.07
station_percent_total_discard	743	0.00	99.68	34.75	27.09
station_total_catch_cpue	742	0.00	16848.00	816.64	1219.71
station_total_kept_cpue	827	0.00	16848.00	437.52	738.22
station_total_discard_cpue	742	0.00	10280.00	371.67	808.88
Vessel 20					
set_tow_course	45	0.00	350.00	204.76	80.72
set_tow_speed	45	2.20	4.40	3.21	0.58
set_wire_out	45	40.00	100.00	53.67	10.30
set_water_depth	45	13.00	45.00	17.94	5.94
set_wave_height	45	1.00	4.00	2.42	0.99
set_wind_direction	42	45.00	210.00	143.93	56.10
set_wind_speed	45	0.00	20.00	9.00	4.47
set_hour_round	45	0.00	23.00	12.20	7.23
haul_tow_course	45	0.00	350.00	255.47	114.34
haul_tow_speed	45	2.00	4.20	3.31	0.60
haul_wire_out	45	40.00	100.00	54.00	10.48
haul_water_depth	45	13.00	45.00	17.75	6.06
haul_wave_height	45	0.00	4.00	2.38	1.01
haul_wind_direction	42	45.00	210.00	148.69	56.24

haul_wind_speed	45	0.00	20.00	8.89	4.51
haul_hour_round	45	0.00	23.00	11.22	7.23
Number_of_tow_events	45	2.00	4.00	2.80	0.59
min_course	45	0.00	330.00	164.47	83.94
min_speed	45	2.00	4.00	2.74	0.46
min_wire_out	45	40.00	100.00	53.00	10.19
min_depth	45	13.00	45.00	17.25	5.83
min_wave_height	45	0.00	3.00	2.27	1.01
min_wind_direction	43	45.00	210.00	141.86	57.08
min_wind_speed	45	0.00	15.00	7.78	4.07
mean_course	45	53.33	340.00	228.08	75.24
mean_speed	45	2.25	4.00	3.21	0.32
mean_wire_out	45	40.00	100.00	53.91	10.15
mean_depth	45	13.33	45.00	17.98	5.85
mean_wave_height	45	0.50	3.50	2.41	0.93
mean_wind_direction	43	45.00	210.00	145.94	55.32
mean_wind_speed	45	0.00	17.50	8.77	4.07
max_course	45	130.00	351.00	293.00	74.59
max_speed	45	2.30	4.40	3.70	0.46
max_wire_out	45	40.00	100.00	54.67	10.52
max_depth	45	14.00	45.00	18.81	5.96
max_wave_height	45	1.00	4.00	2.53	0.97
max_wind_direction	43	45.00	210.00	150.23	54.59
max_wind_speed	45	0.00	20.00	10.11	4.71
var_course	45	0.00	22533.33	7820.99	5978.57
var_speed	45	0.00	1.40	0.40	0.39
var_wire_out	45	0.00	112.50	7.69	21.02
var_depth	45	0.00	28.13	2.00	5.03
var_wave_height	45	0.00	1.33	0.15	0.39

var_wind_direction	41	0.00	1250.00	138.16	294.96
var_wind_speed	45	0.00	25.00	4.68	6.36
Tow_duration	45	0.28	3.33	2.18	0.72
Number_species_caught	45	3.00	13.00	8.38	1.87
Number_species_kept	45	2.00	7.00	4.49	1.12
Number_species_discard	45	1.00	10.00	5.73	1.88
station_total_pounds_catch	45	22.55	18362.70	3546.46	2976.23
station_total_pounds_kept	45	20.55	3838.52	1513.77	957.19
station_total_pounds_discard	45	2.00	16245.00	2032.69	2500.88
station_percent_total_discard	45	8.87	91.73	51.65	18.56
station_total_catch_cpue	45	22.55	6480.95	1636.18	1240.04
station_total_kept_cpue	45	20.55	3146.82	706.55	525.56
station_total_discard_cpue	45	2.00	5733.53	929.63	954.48

Table 24. Summary of station environmental statistics, sample size, and aggregate catch by net category (gear type) for all tows where catch data were recorded (N=7,911). N=no. of tows, Min=minimum per tow, Max=Maximum per tow, mean=mean per tow, STD=standard deviation per tow.

Variable	N	MIN	MAX	MEAN	STD
Flat net					
set_tow_course	3491	0.0	360.0	177.6	96.9
set_tow_speed	3571	1.5	4.4	3.0	0.2
set_wire_out	3571	30.0	425.0	181.9	79.4
set_water_depth	3571	10.0	160.0	66.9	34.5
set_wave_height	3529	0.0	20.0	3.9	2.7
set_wind_direction	3411	0.0	350.0	187.4	106.2
set_wind_speed	3428	0.0	40.0	14.7	7.9
set_hour_round	3575	0.0	23.0	11.6	7.0
haul_tow_course	3489	0.0	360.0	170.4	98.6
haul_tow_speed	3570	1.9	4.2	3.0	0.2
haul_wire_out	3569	30.0	425.0	182.5	79.7
haul_water_depth	3569	9.0	160.0	66.9	34.6
haul_wave_height	3529	0.0	20.0	3.9	2.7
haul_wind_direction	3410	0.0	350.0	187.0	106.4
haul_wind_speed	3427	0.0	45.0	14.7	8.0
haul_hour_round	3575	0.0	23.0	11.7	6.9
Number_of_tow_events	3557	1.0	8.0	2.5	0.6
min_course	3491	0.0	360.0	140.3	91.7
min_speed	3552	1.5	4.0	3.0	0.2
min_wire_out	3552	30.0	425.0	180.7	78.3
min_depth	3552	9.0	160.0	64.4	33.2
min_wave_height	3514	0.0	20.0	3.7	2.6
min_wind_direction	3415	0.0	350.0	177.2	107.2

min_wind_speed	3429	0.0	40.0	14.0	7.7
mean_course	3491	0.0	360.0	173.2	83.5
mean_speed	3552	1.9	4.0	3.0	0.2
mean_wire_out	3552	30.0	425.0	182.8	79.2
mean_depth	3552	10.1	160.0	67.1	34.3
mean_wave_height	3514	0.0	20.0	3.9	2.7
mean_wind_direction	3415	0.0	350.0	186.4	102.3
mean_wind_speed	3429	0.0	40.0	14.7	7.8
max_course	3491	0.0	360.0	208.6	93.5
max_speed	3552	1.9	4.4	3.0	0.2
max_wire_out	3552	30.0	425.0	184.9	80.6
max_depth	3552	11.0	160.0	69.7	35.6
max_wave_height	3514	0.0	20.0	4.1	2.8
max_wind_direction	3415	0.0	350.0	195.5	104.6
max_wind_speed	3429	0.0	45.0	15.4	8.1
var_course	3489	0.0	61250.0	3973.3	6437.8
var_speed	3551	0.0	1.9	0.0	0.1
var_wire_out	3550	0.0	16200.0	66.7	486.1
var_depth	3550	0.0	6050.0	31.3	155.9
var_wave_height	3507	0.0	40.5	0.3	1.2
var_wind_direction	3377	0.0	61250.0	1473.2	6833.2
var_wind_speed	3397	0.0	133.3	4.0	10.9
Tow_duration	3575	0.3	7.6	2.8	1.2
Number_species_caught	3461	0.0	18.0	7.6	3.1
Number_species_kept	3576	0.0	11.0	5.3	2.1
Number_species_discard	3461	0.0	17.0	4.6	2.7
station_total_pounds_catch	3461	0.0	26280.0	1520.2	1469.0
station_total_pounds_kept	3576	0.0	18240.0	1014.3	969.0
station_total_pounds_discard	3461	0.0	20400.0	503.2	1041.8

station_percent_total_discard	3461	0.0	100.0	27.3	27.1
station_total_catch_cpue	3460	0.0	25057.5	724.6	1137.6
station_total_kept_cpue	3575	0.0	24607.5	402.5	668.7
station_total_discard_cpue	3460	0.0	10280.0	322.8	784.6
Hi-rise net					
set_tow_course	2322	0.0	360.0	187.2	100.6
set_tow_speed	2316	1.3	4.5	2.9	0.4
set_wire_out	2340	30.0	420.0	180.3	89.3
set_water_depth	2340	10.0	162.0	65.2	36.4
set_wave_height	2316	0.0	20.0	5.5	3.4
set_wind_direction	2281	0.0	350.0	204.0	112.4
set_wind_speed	2294	0.0	40.0	16.3	8.9
set_hour_round	2353	0.0	23.0	11.6	6.8
haul_tow_course	2319	0.0	359.0	191.3	101.9
haul_tow_speed	2312	0.0	4.5	3.0	0.4
haul_wire_out	2337	30.0	430.0	182.4	90.2
haul_water_depth	2337	10.0	225.0	65.7	36.6
haul_wave_height	2313	0.0	20.0	5.5	3.4
haul_wind_direction	2280	0.0	350.0	204.9	111.8
haul_wind_speed	2291	0.0	45.0	16.3	8.9
haul_hour_round	2353	0.0	23.0	11.7	6.8
Number_of_tow_events	2315	1.0	5.0	2.3	0.5
min_course	2301	0.0	355.0	151.7	97.1
min_speed	2277	0.0	4.1	2.8	0.4
min_wire_out	2301	30.0	420.0	177.6	87.3
min_depth	2301	10.0	154.0	62.9	35.3
min_wave_height	2300	0.0	20.0	5.3	3.2
min_wind_direction	2269	0.0	350.0	198.0	113.5

min_wind_speed	2277	0.0	40.0	15.6	8.6
mean_course	2301	0.0	355.0	188.8	85.3
mean_speed	2277	1.5	4.2	3.0	0.3
mean_wire_out	2301	30.0	420.0	182.6	89.1
mean_depth	2301	10.0	157.5	65.8	36.2
mean_wave_height	2300	0.0	20.0	5.5	3.3
mean_wind_direction	2269	0.0	350.0	203.8	109.8
mean_wind_speed	2277	0.0	42.5	16.2	8.7
max_course	2301	0.0	360.0	227.1	94.4
max_speed	2277	2.0	5.0	3.1	0.3
max_wire_out	2301	30.0	430.0	187.6	91.7
max_depth	2301	10.0	225.0	68.8	37.5
max_wave_height	2300	0.0	20.0	5.7	3.5
max_wind_direction	2269	0.0	350.0	210.0	110.3
max_wind_speed	2277	0.0	45.0	16.9	9.1
var_course	2296	0.0	61250.0	4842.4	9289.4
var_speed	2271	0.0	4.8	0.1	0.3
var_wire_out	2296	0.0	22050.0	198.4	805.5
var_depth	2296	0.0	9800.0	46.5	261.5
var_wave_height	2294	0.0	50.0	0.6	2.5
var_wind_direction	2260	0.0	59512.5	935.7	5400.5
var_wind_speed	2272	0.0	112.5	4.0	11.5
Tow_duration	2352	0.1	7.0	2.5	0.8
Number_species_caught	2192	0.0	17.0	7.1	3.0
Number_species_kept	2355	0.0	11.0	4.8	2.2
Number_species_discard	2192	0.0	15.0	3.3	2.5
station_total_pounds_catch	2192	0.0	46770.0	1862.4	2340.7
station_total_pounds_kept	2355	0.0	46770.0	1168.1	1979.1
station_total_pounds_discard	2192	0.0	12055.0	660.2	1123.8

station_percent_total_discard	2192	0.0	100.0	30.7	28.1
station_total_catch_cpue	2189	0.0	46770.0	954.0	2215.6
station_total_kept_cpue	2352	0.0	46770.0	590.6	1835.5
station_total_discard_cpue	2189	0.0	31700.0	347.6	971.1
Roller net					
set_tow_course	514	0.0	360.0	175.8	103.0
set_tow_speed	514	2.0	3.5	2.9	0.2
set_wire_out	514	30.0	340.0	171.9	73.7
set_water_depth	514	15.0	128.0	58.8	29.6
set_wave_height	503	0.0	15.0	3.7	2.2
set_wind_direction	502	0.0	350.0	177.6	112.9
set_wind_speed	503	0.0	40.0	13.0	6.5
set_hour_round	516	0.0	23.0	11.9	6.7
haul_tow_course	508	0.0	360.0	188.7	104.4
haul_tow_speed	508	0.9	3.5	2.9	0.2
haul_wire_out	508	30.0	340.0	172.2	73.7
haul_water_depth	508	14.0	128.0	58.7	29.5
haul_wave_height	498	0.0	15.0	3.7	2.3
haul_wind_direction	497	0.0	350.0	178.0	112.9
haul_wind_speed	498	0.0	40.0	13.1	6.6
haul_hour_round	512	0.0	23.0	11.9	6.7
Number_of_tow_events	516	1.0	8.0	2.3	0.7
min_course	514	0.0	360.0	159.0	101.6
min_speed	514	0.9	3.5	2.9	0.3
min_wire_out	514	30.0	340.0	171.2	73.7
min_depth	514	14.0	128.0	57.9	29.5
min_wave_height	503	0.0	15.0	3.7	2.2
min_wind_direction	503	0.0	350.0	176.1	112.7

min_wind_speed	503	0.0	40.0	12.7	6.4
mean_course	514	0.0	360.0	183.0	95.6
mean_speed	514	2.0	3.5	2.9	0.2
mean_wire_out	514	30.0	340.0	171.8	73.6
mean_depth	514	15.3	128.0	58.7	29.5
mean_wave_height	503	0.0	15.0	3.7	2.2
mean_wind_direction	503	0.0	350.0	178.3	112.2
mean_wind_speed	503	0.0	40.0	13.1	6.5
max_course	514	0.0	360.0	204.0	103.7
max_speed	514	2.1	3.5	3.0	0.2
max_wire_out	514	30.0	340.0	172.4	73.8
max_depth	514	17.0	128.0	59.6	29.6
max_wave_height	503	0.0	15.0	3.8	2.3
max_wind_direction	503	0.0	350.0	180.3	112.9
max_wind_speed	503	0.0	40.0	13.4	6.7
var_course	508	0.0	31250.0	2733.3	5419.9
var_speed	508	0.0	2.0	0.0	0.1
var_wire_out	508	0.0	9800.0	37.2	472.0
var_depth	508	0.0	544.5	8.6	44.0
var_wave_height	498	0.0	8.3	0.2	0.9
var_wind_direction	497	0.0	32033.3	195.3	1786.9
var_wind_speed	498	0.0	112.5	2.1	8.9
Tow_duration	512	0.4	5.7	2.7	1.1
Number_species_caught	479	0.0	17.0	6.1	2.6
Number_species_kept	516	0.0	10.0	4.1	1.7
Number_species_discard	479	0.0	12.0	2.5	2.3
station_total_pounds_catch	479	0.0	15000.0	1224.8	1457.3
station_total_pounds_kept	516	0.0	9210.0	681.0	875.1
station_total_pounds_discard	479	0.0	15000.0	545.4	1134.4

station_percent_total_discard	479	0.0	100.0	34.5	27.8
station_total_catch_cpue	478	0.0	15000.0	599.0	1130.6
station_total_kept_cpue	512	0.0	12285.0	321.8	785.7
station_total_discard_cpue	478	0.0	15000.0	303.3	900.5
Net type not recorded					
set_tow_course	1442	0.0	360.0	182.4	96.6
set_tow_speed	1442	1.0	4.0	2.9	0.2
set_wire_out	1442	30.0	360.0	209.2	79.1
set_water_depth	1442	10.0	150.0	75.9	33.4
set_wave_height	1398	0.0	18.0	5.1	3.2
set_wind_direction	1379	0.0	359.0	171.2	112.7
set_wind_speed	1386	0.0	40.0	14.6	8.0
set_hour_round	1444	0.0	23.0	11.5	7.0
haul_tow_course	1441	0.0	360.0	178.8	97.2
haul_tow_speed	1441	1.7	4.0	2.9	0.2
haul_wire_out	1441	30.0	360.0	208.8	79.0
haul_water_depth	1441	9.0	193.0	75.6	33.6
haul_wave_height	1399	0.0	18.0	5.0	3.2
haul_wind_direction	1376	0.0	359.0	171.6	112.5
haul_wind_speed	1385	0.0	45.0	14.5	7.9
haul_hour_round	1443	0.0	23.0	11.4	6.9
Number_of_tow_events	1464	1.0	5.0	2.4	0.6
min_course	1442	0.0	360.0	140.2	89.5
min_speed	1442	1.0	4.0	2.8	0.2
min_wire_out	1442	30.0	360.0	207.0	78.4
min_depth	1442	4.5	140.0	72.4	32.1
min_wave_height	1406	0.0	15.0	4.7	2.9
min_wind_direction	1393	0.0	359.0	164.1	111.8

min_wind_speed	1400	0.0	35.0	13.5	7.4
mean_course	1442	0.0	360.0	179.8	80.4
mean_speed	1442	1.7	4.0	2.9	0.2
mean_wire_out	1442	30.0	360.0	209.1	78.8
mean_depth	1442	9.0	150.0	75.8	33.1
mean_wave_height	1406	0.0	16.0	5.0	3.1
mean_wind_direction	1393	0.0	359.0	171.9	109.4
mean_wind_speed	1400	0.0	40.0	14.5	7.7
max_course	1442	0.0	360.0	219.9	91.6
max_speed	1442	1.7	4.0	3.0	0.2
max_wire_out	1442	30.0	360.0	211.0	79.7
max_depth	1442	10.0	193.0	79.1	34.5
max_wave_height	1406	0.0	18.0	5.4	3.3
max_wind_direction	1393	0.0	359.0	179.5	112.7
max_wind_speed	1400	0.0	45.0	15.5	8.3
var_course	1441	0.0	60204.5	4733.9	7480.0
var_speed	1441	0.0	2.9	0.0	0.1
var_wire_out	1441	0.0	6160.5	67.1	348.1
var_depth	1441	0.0	4900.5	46.0	186.9
var_wave_height	1392	0.0	98.0	1.0	3.7
var_wind_direction	1362	0.0	61250.0	1265.7	5816.8
var_wind_speed	1372	0.0	312.5	7.0	19.1
Tow_duration	1443	0.3	6.0	3.2	1.0
Number_species_caught	1200	0.0	15.0	6.8	2.3
Number_species_kept	1464	0.0	11.0	5.6	2.1
Number_species_discard	1200	0.0	12.0	3.6	2.0
station_total_pounds_catch	1200	0.0	14230.1	1737.8	1451.2
station_total_pounds_kept	1464	0.0	20775.3	1340.1	1388.1
station_total_pounds_discard	1200	0.0	6013.0	360.3	616.7

station_percent_total_discard	1200	0.0	100.0	19.4	21.6
station_total_catch_cpue	1180	0.0	3757.3	574.9	539.1
station_total_kept_cpue	1443	0.0	11723.3	436.9	544.7
station_total_discard_cpue	1180	0.0	3000.0	144.7	300.1

Table 25. Summary of station environmental statistics, sample size, and aggregate catch by season for all tows where catch data were recorded (N=7,911). N=no. of tows, Min=minimum per tow, Max=Maximum per tow, mean=mean per tow, STD=standard deviation per tow.

Variable	N	MIN	MAX	MEAN	STD
Winter					
set_tow_course	2919	0.0	360.0	179.9	97.9
set_tow_speed	2975	1.0	4.3	2.9	0.3
set_wire_out	2975	55.0	425.0	214.1	76.7
set_water_depth	2975	14.0	162.0	79.6	33.0
set_wave_height	2960	0.0	20.0	6.0	3.4
set_wind_direction	2928	0.0	359.0	194.8	121.1
set_wind_speed	2946	0.0	40.0	18.4	8.4
set_hour_round	2987	0.0	23.0	11.5	6.9
haul_tow_course	2910	0.0	360.0	181.1	98.5
haul_tow_speed	2967	0.0	4.2	2.9	0.3
haul_wire_out	2967	55.0	430.0	215.5	76.9
haul_water_depth	2967	11.0	193.0	79.8	33.0
haul_wave_height	2954	0.0	20.0	6.0	3.3
haul_wind_direction	2917	0.0	359.0	194.4	121.0
haul_wind_speed	2938	0.0	45.0	18.4	8.4
haul_hour_round	2983	0.0	23.0	11.6	6.9
Number_of_tow_events	2997	1.0	8.0	2.3	0.6
min_course	2919	0.0	360.0	148.5	93.7
min_speed	2975	0.0	4.0	2.9	0.3
min_wire_out	2975	55.0	425.0	210.9	75.5
min_depth	2975	11.0	160.0	76.6	31.8
min_wave_height	2961	0.0	20.0	5.7	3.2
min_wind_direction	2937	0.0	359.0	185.0	122.3

min_wind_speed	2952	0.0	40.0	17.5	8.2
mean_course	2919	0.0	360.0	180.0	85.0
mean_speed	2975	1.6	4.0	2.9	0.2
mean_wire_out	2975	55.0	425.0	214.7	76.4
mean_depth	2975	15.0	160.0	79.7	32.6
mean_wave_height	2961	0.0	20.0	6.0	3.3
mean_wind_direction	2937	0.0	359.0	194.6	117.3
mean_wind_speed	2952	0.0	42.5	18.4	8.2
max_course	2919	0.0	360.0	212.2	94.4
max_speed	2975	1.9	5.0	3.0	0.2
max_wire_out	2975	55.0	430.0	218.6	78.1
max_depth	2975	15.0	193.0	82.7	33.8
max_wave_height	2961	0.0	20.0	6.3	3.5
max_wind_direction	2937	0.0	359.0	204.4	119.1
max_wind_speed	2952	0.0	45.0	19.3	8.5
var_course	2910	0.0	60204.5	3950.9	7936.3
var_speed	2967	0.0	4.8	0.0	0.2
var_wire_out	2967	0.0	16200.0	138.5	691.8
var_depth	2967	0.0	9800.0	45.6	254.2
var_wave_height	2953	0.0	98.0	0.8	3.1
var_wind_direction	2910	0.0	61250.0	1626.8	7116.3
var_wind_speed	2934	0.0	312.5	5.8	15.4
Tow_duration	2983	0.1	7.0	2.8	1.1
Number_species_caught	2621	0.0	17.0	7.5	2.7
Number_species_kept	2997	0.0	11.0	5.6	2.2
Number_species_discard	2621	0.0	12.0	3.6	2.4
station_total_pounds_catch	2621	0.0	46770.0	1902.7	2336.0
station_total_pounds_kept	2997	0.0	46770.0	1310.3	2034.1
station_total_pounds_discard	2621	0.0	20400.0	546.2	1079.2

station_percent_total_discard	2621	0.0	100.0	27.2	27.9
station_total_catch_cpue	2611	0.0	46770.0	883.9	2121.3
station_total_kept_cpue	2983	0.0	46770.0	559.1	1734.9
station_total_discard_cpue	2611	0.0	31700.0	312.2	948.5
Spring					
set_tow_course	2223	0.0	360.0	176.9	97.7
set_tow_speed	2223	1.7	4.0	2.9	0.2
set_wire_out	2223	30.0	400.0	184.5	75.7
set_water_depth	2223	10.0	160.0	64.9	33.4
set_wave_height	2164	0.0	18.0	3.7	2.4
set_wind_direction	2089	0.0	359.0	182.2	100.0
set_wind_speed	2102	0.0	40.0	12.8	6.8
set_hour_round	2232	0.0	23.0	11.7	6.9
haul_tow_course	2220	0.0	360.0	181.4	98.9
haul_tow_speed	2219	0.7	4.5	2.9	0.3
haul_wire_out	2220	30.0	420.0	184.7	75.8
haul_water_depth	2220	14.0	225.0	64.8	33.6
haul_wave_height	2164	0.0	15.0	3.7	2.4
haul_wind_direction	2090	0.0	350.0	183.1	100.6
haul_wind_speed	2100	0.0	40.0	12.8	6.8
haul_hour_round	2231	0.0	23.0	11.8	6.8
Number_of_tow_events	2242	1.0	8.0	2.4	0.6
min_course	2223	0.0	360.0	143.2	92.5
min_speed	2223	0.7	3.9	2.8	0.3
min_wire_out	2223	30.0	400.0	182.6	74.4
min_depth	2223	10.0	154.0	62.2	32.2
min_wave_height	2176	0.0	15.0	3.5	2.2
min_wind_direction	2113	0.0	350.0	176.6	100.5

min_wind_speed	2123	0.0	40.0	12.2	6.5
mean_course	2223	0.0	360.0	179.5	83.4
mean_speed	2223	1.5	4.2	2.9	0.2
mean_wire_out	2223	30.0	400.0	184.7	75.5
mean_depth	2223	17.0	157.0	64.9	33.2
mean_wave_height	2176	0.0	16.5	3.7	2.3
mean_wind_direction	2113	0.0	350.0	182.8	98.1
mean_wind_speed	2123	0.0	40.0	12.8	6.6
max_course	2223	0.0	360.0	215.5	93.5
max_speed	2223	2.0	4.5	3.0	0.2
max_wire_out	2223	30.0	420.0	186.7	77.0
max_depth	2223	17.0	225.0	67.4	34.5
max_wave_height	2176	0.0	18.0	3.9	2.5
max_wind_direction	2113	0.0	359.0	188.3	100.0
max_wind_speed	2123	0.0	40.0	13.4	7.0
var_course	2220	0.0	61250.0	4307.9	7043.0
var_speed	2219	0.0	2.6	0.1	0.2
var_wire_out	2220	0.0	22050.0	84.7	598.6
var_depth	2220	0.0	6050.0	36.3	196.3
var_wave_height	2155	0.0	40.5	0.4	1.8
var_wind_direction	2073	0.0	54450.0	811.1	4497.0
var_wind_speed	2085	0.0	133.3	3.6	11.5
Tow_duration	2231	0.4	7.6	3.0	1.0
Number_species_caught	2072	0.0	17.0	6.7	3.1
Number_species_kept	2242	0.0	11.0	5.2	2.1
Number_species_discard	2072	0.0	14.0	3.5	2.6
station_total_pounds_catch	2072	0.0	18540.9	1446.4	1302.5
station_total_pounds_kept	2242	0.0	10685.0	1024.6	868.6
station_total_pounds_discard	2072	0.0	17431.0	414.4	829.5

station_percent_total_discard	2072	0.0	100.0	22.1	23.0
station_total_catch_cpue	2061	0.0	17100.0	586.3	760.5
station_total_kept_cpue	2231	0.0	17100.0	397.7	554.9
station_total_discard_cpue	2061	0.0	6006.0	188.3	413.3
Summer					
set_tow_course	1459	0.0	360.0	191.1	98.6
set_tow_speed	1459	1.3	4.4	3.0	0.3
set_wire_out	1459	40.0	380.0	149.0	86.1
set_water_depth	1459	12.0	131.0	53.7	34.3
set_wave_height	1459	0.0	10.0	2.6	1.5
set_wind_direction	1444	0.0	350.0	171.3	93.2
set_wind_speed	1449	0.0	35.0	9.9	5.4
set_hour_round	1459	0.0	23.0	11.6	7.0
haul_tow_course	1459	0.0	360.0	186.2	103.6
haul_tow_speed	1459	1.7	4.5	3.0	0.3
haul_wire_out	1459	30.0	380.0	149.7	86.4
haul_water_depth	1459	13.0	140.0	53.7	34.2
haul_wave_height	1459	0.0	10.0	2.6	1.4
haul_wind_direction	1445	0.0	350.0	172.2	93.0
haul_wind_speed	1450	0.0	35.0	9.9	5.4
haul_hour_round	1459	0.0	23.0	11.5	7.0
Number_of_tow_events	1460	2.0	5.0	2.5	0.7
min_course	1460	0.0	360.0	150.0	96.1
min_speed	1460	1.3	4.0	2.9	0.3
min_wire_out	1460	30.0	380.0	147.2	85.6
min_depth	1460	12.0	129.0	51.6	33.4
min_wave_height	1460	0.0	10.0	2.5	1.4
min_wind_direction	1452	0.0	350.0	167.7	93.5

min_wind_speed	1455	0.0	35.0	9.5	5.3
mean_course	1460	0.0	360.0	187.5	86.1
mean_speed	1460	1.7	4.1	3.0	0.2
mean_wire_out	1460	40.0	380.0	149.4	86.1
mean_depth	1460	13.0	131.0	53.6	34.1
mean_wave_height	1460	0.0	10.0	2.6	1.4
mean_wind_direction	1452	0.0	350.0	171.7	91.6
mean_wind_speed	1455	0.0	35.0	9.9	5.3
max_course	1460	0.0	360.0	226.9	93.8
max_speed	1460	1.7	4.5	3.1	0.3
max_wire_out	1460	40.0	380.0	151.5	87.0
max_depth	1460	13.0	140.0	55.6	35.0
max_wave_height	1460	0.0	10.0	2.7	1.5
max_wind_direction	1452	0.0	350.0	175.6	92.5
max_wind_speed	1455	0.0	35.0	10.3	5.6
var_course	1458	0.0	61250.0	4519.8	7370.9
var_speed	1458	0.0	1.5	0.0	0.1
var_wire_out	1458	0.0	6775.0	67.5	359.7
var_depth	1458	0.0	1122.3	22.5	76.8
var_wave_height	1458	0.0	4.5	0.1	0.4
var_wind_direction	1440	0.0	51200.0	475.7	3354.4
var_wind_speed	1446	0.0	112.5	2.2	7.7
Tow_duration	1458	0.3	6.7	2.5	1.0
Number_species_caught	1460	1.0	17.0	6.7	3.0
Number_species_kept	1460	0.0	11.0	4.5	2.0
Number_species_discard	1460	0.0	15.0	3.9	2.5
station_total_pounds_catch	1460	10.0	18362.7	1479.7	1506.7
station_total_pounds_kept	1460	0.0	11700.0	876.8	858.0
station_total_pounds_discard	1460	0.0	16245.0	602.9	1186.4

station_percent_total_discard	1460	0.0	100.0	31.2	28.3
station_total_catch_cpue	1458	5.0	16938.8	766.6	1199.1
station_total_kept_cpue	1458	0.0	9210.0	389.3	515.5
station_total_discard_cpue	1458	0.0	15000.0	377.3	981.0
Fall					
set_tow_course	1168	0.0	360.0	180.5	100.2
set_tow_speed	1186	1.5	4.5	3.0	0.3
set_wire_out	1210	30.0	350.0	162.7	80.9
set_water_depth	1210	10.0	135.0	59.6	33.4
set_wave_height	1163	0.0	18.0	5.1	3.2
set_wind_direction	1112	0.0	350.0	207.9	115.2
set_wind_speed	1114	0.0	40.0	17.2	8.3
set_hour_round	1210	0.0	23.0	11.7	6.9
haul_tow_course	1168	0.0	360.0	163.0	100.8
haul_tow_speed	1186	1.9	4.5	3.0	0.3
haul_wire_out	1209	30.0	360.0	164.0	81.8
haul_water_depth	1209	9.0	147.0	59.7	33.4
haul_wave_height	1162	0.0	18.0	5.1	3.1
haul_wind_direction	1111	0.0	350.0	207.9	114.5
haul_wind_speed	1113	0.0	40.0	17.2	8.4
haul_hour_round	1210	0.0	23.0	11.7	6.9
Number_of_tow_events	1153	1.0	6.0	2.5	0.6
min_course	1146	0.0	350.0	132.5	92.8
min_speed	1127	1.5	4.1	2.9	0.3
min_wire_out	1151	30.0	350.0	163.9	80.0
min_depth	1151	4.5	135.0	57.8	31.8
min_wave_height	1126	0.0	17.0	4.8	3.0
min_wind_direction	1078	0.0	350.0	196.1	117.5

min_wind_speed	1079	0.0	40.0	16.2	8.1
mean_course	1146	0.0	352.5	169.4	82.9
mean_speed	1127	2.0	4.2	3.0	0.2
mean_wire_out	1151	30.0	355.0	166.6	80.9
mean_depth	1151	9.0	140.0	60.8	33.1
mean_wave_height	1126	0.0	17.0	5.0	3.1
mean_wind_direction	1078	0.0	350.0	205.1	111.1
mean_wind_speed	1079	0.0	40.0	17.1	8.1
max_course	1146	0.0	360.0	212.0	96.5
max_speed	1127	2.0	4.5	3.1	0.3
max_wire_out	1151	30.0	360.0	169.2	82.4
max_depth	1151	10.0	147.0	63.7	34.7
max_wave_height	1126	0.0	18.0	5.3	3.3
max_wind_direction	1078	0.0	350.0	214.7	112.0
max_wind_speed	1079	0.0	40.0	18.0	8.5
var_course	1146	0.0	59512.5	4834.9	7674.0
var_speed	1127	0.0	1.9	0.0	0.1
var_wire_out	1150	0.0	5000.0	96.2	452.2
var_depth	1150	0.0	1010.3	34.7	88.8
var_wave_height	1125	0.0	20.3	0.5	1.9
var_wind_direction	1073	0.0	61250.0	1687.0	7775.1
var_wind_speed	1074	0.0	200.0	5.4	13.2
Tow_duration	1210	0.3	6.0	2.7	1.2
Number_species_caught	1179	0.0	18.0	8.1	2.8
Number_species_kept	1212	0.0	11.0	4.8	2.0
Number_species_discard	1179	0.0	17.0	5.5	2.8
station_total_pounds_catch	1179	0.0	10986.7	1587.4	1250.3
station_total_pounds_kept	1212	0.0	8378.5	979.5	706.8
station_total_pounds_discard	1179	0.0	9736.5	603.8	964.2

station_percent_total_discard	1179	0.0	100.0	32.9	27.7
station_total_catch_cpue	1177	0.0	15291.7	787.2	999.6
station_total_kept_cpue	1210	0.0	5011.7	413.7	433.7
station_total_discard_cpue	1177	0.0	10280.0	374.1	700.7

Table 26. Summary of station environmental statistics, sample size, and aggregate catch by target species for all tows where catch data were recorded (N=7,911). N=no. of tows, Min=minimum per tow, Max=Maximum per tow, mean=mean per tow, STD=standard deviation per tow.

Variable	N	MIN	MAX	MEAN	STD
Target species not recorded (-999)					
set_tow_course	145	0.0	350.0	182.9	101.4
set_tow_speed	143	2.4	4.0	3.0	0.2
set_wire_out	145	60.0	360.0	192.8	74.3
set_water_depth	145	19.0	146.0	67.2	31.6
set_wave_height	141	1.0	15.0	5.0	3.1
set_wind_direction	137	0.0	342.0	162.5	127.9
set_wind_speed	137	5.0	35.0	15.0	8.1
set_hour_round	146	0.0	23.0	11.6	7.1
haul_tow_course	145	0.0	360.0	182.9	94.3
haul_tow_speed	143	1.8	4.0	3.0	0.2
haul_wire_out	145	60.0	300.0	191.7	74.4
haul_water_depth	145	22.0	131.0	66.5	31.8
haul_wave_height	142	1.0	15.0	5.0	3.1
haul_wind_direction	137	0.0	340.0	163.8	128.6
haul_wind_speed	137	5.0	35.0	15.2	8.1
haul_hour_round	145	0.0	23.0	11.2	7.0
Number_of_tow_events	155	1.0	5.0	2.2	0.6
min_course	145	0.0	350.0	152.0	95.2
min_speed	143	1.8	4.0	3.0	0.2
min_wire_out	145	60.0	300.0	189.3	73.9
min_depth	145	19.0	131.0	63.9	30.5
min_wave_height	142	1.0	15.0	4.8	3.0
min_wind_direction	139	0.0	340.0	158.4	127.7
min_wind_speed	139	5.0	35.0	14.4	7.8

mean_course	145	0.0	350.0	180.7	88.2
mean_speed	143	2.4	4.0	3.0	0.2
mean_wire_out	145	60.0	330.0	192.4	74.2
mean_depth	145	21.5	138.5	66.8	31.3
mean_wave_height	142	1.0	15.0	5.0	3.1
mean_wind_direction	139	0.0	341.0	163.2	125.8
mean_wind_speed	139	5.0	35.0	15.0	8.0
max_course	145	0.0	360.0	210.1	94.1
max_speed	143	2.6	4.0	3.1	0.2
max_wire_out	145	60.0	360.0	195.3	74.9
max_depth	145	23.0	146.0	69.9	32.7
max_wave_height	142	1.0	15.0	5.2	3.2
max_wind_direction	139	0.0	342.0	169.5	128.1
max_wind_speed	139	5.0	35.0	15.6	8.3
var_course	145	0.0	24300.0	2913.4	5142.1
var_speed	143	0.0	0.6	0.0	0.1
var_wire_out	145	0.0	2738.0	106.1	374.6
var_depth	145	0.0	1200.5	49.6	155.1
var_wave_height	141	0.0	16.3	0.6	2.2
var_wind_direction	135	0.0	48050.0	895.9	5304.1
var_wind_speed	135	0.0	112.5	3.7	12.6
Tow_duration	145	0.5	4.8	2.8	0.9
Number_species_caught	119	0.0	14.0	5.7	2.6
Number_species_kept	155	0.0	10.0	4.7	2.1
Number_species_discard	119	0.0	9.0	2.3	2.0
station_total_pounds_catch	119	0.0	11280.0	1492.1	1793.0
station_total_pounds_kept	155	0.0	10280.0	1025.9	1343.1
station_total_pounds_discard	119	0.0	5134.0	428.4	697.8
station_percent_total_discard	119	0.0	98.0	31.2	30.0

station_total_catch_cpue	109	0.0	4483.6	571.9	752.5
station_total_kept_cpue	145	0.0	4371.4	350.6	475.3
station_total_discard_cpue	109	0.0	2800.4	211.8	420.7
Multispecies (1)					
set_tow_course	2588	0.0	360.0	179.0	97.5
set_tow_speed	2586	1.3	4.1	3.0	0.2
set_wire_out	2589	30.0	410.0	205.5	78.6
set_water_depth	2589	10.0	162.0	76.8	33.4
set_wave_height	2552	0.0	20.0	4.0	2.7
set_wind_direction	2455	0.0	359.0	188.0	105.4
set_wind_speed	2473	0.0	40.0	14.5	7.9
set_hour_round	2598	0.0	23.0	11.7	6.9
haul_tow_course	2583	0.0	360.0	180.5	97.6
haul_tow_speed	2581	0.9	4.5	3.0	0.2
haul_wire_out	2584	30.0	420.0	206.6	79.0
haul_water_depth	2584	9.0	225.0	76.9	33.7
haul_wave_height	2552	0.0	20.0	4.0	2.7
haul_wind_direction	2453	0.0	359.0	188.1	105.4
haul_wind_speed	2470	0.0	45.0	14.6	7.9
haul_hour_round	2595	0.0	23.0	11.8	6.9
Number_of_tow_events	2600	1.0	8.0	2.4	0.6
min_course	2588	0.0	360.0	148.4	92.7
min_speed	2586	0.9	4.0	2.9	0.2
min_wire_out	2589	30.0	400.0	202.7	77.3
min_depth	2589	4.5	154.0	73.6	32.2
min_wave_height	2560	0.0	20.0	3.8	2.5
min_wind_direction	2482	0.0	359.0	179.3	106.5
min_wind_speed	2496	0.0	40.0	13.8	7.6

mean_course	2588	0.0	360.0	179.9	84.8
mean_speed	2586	1.9	4.1	3.0	0.2
mean_wire_out	2589	30.0	405.0	206.0	78.4
mean_depth	2589	9.0	156.0	76.8	33.2
mean_wave_height	2560	0.0	20.0	4.0	2.6
mean_wind_direction	2482	0.0	359.0	188.0	101.8
mean_wind_speed	2496	0.0	42.5	14.6	7.7
max_course	2588	0.0	360.0	211.2	94.2
max_speed	2586	2.0	4.5	3.0	0.2
max_wire_out	2589	30.0	420.0	209.2	80.3
max_depth	2589	10.0	225.0	79.9	34.7
max_wave_height	2560	0.0	20.0	4.2	2.8
max_wind_direction	2482	0.0	359.0	196.4	103.9
max_wind_speed	2496	0.0	45.0	15.3	8.1
var_course	2583	0.0	61250.0	3610.5	6469.9
var_speed	2581	0.0	2.4	0.0	0.1
var_wire_out	2584	0.0	22050.0	122.9	750.0
var_depth	2584	0.0	6050.0	45.2	217.7
var_wave_height	2545	0.0	98.0	0.5	2.6
var_wind_direction	2433	0.0	57800.0	1334.2	6085.6
var_wind_speed	2454	0.0	200.0	4.7	13.2
Tow_duration	2595	0.3	7.6	3.0	1.1
Number_species_caught	2372	0.0	17.0	6.9	2.8
Number_species_kept	2600	0.0	11.0	5.5	2.1
Number_species_discard	2372	0.0	15.0	3.7	2.6
station_total_pounds_catch	2372	0.0	18540.9	1395.7	1197.9
station_total_pounds_kept	2600	0.0	17585.0	1015.3	846.4
station_total_pounds_discard	2372	0.0	17431.0	374.1	858.3
station_percent_total_discard	2372	0.0	100.0	20.2	23.8

station_total_catch_cpue	2371	0.0	8435.3	567.3	692.7
station_total_kept_cpue	2595	0.0	12285.0	376.4	465.2
station_total_discard_cpue	2371	0.0	6900.0	198.4	527.4
Monkfish (124)					
set_tow_course	1096	0.0	360.0	184.7	93.3
set_tow_speed	1096	2.2	3.3	2.9	0.2
set_wire_out	1096	80.0	410.0	256.5	41.1
set_water_depth	1096	21.0	162.0	99.0	18.0
set_wave_height	1084	0.0	18.0	5.8	3.2
set_wind_direction	1070	0.0	350.0	194.3	117.7
set_wind_speed	1071	2.0	40.0	17.6	8.2
set_hour_round	1096	0.0	23.0	11.4	6.8
haul_tow_course	1094	0.0	360.0	166.2	92.6
haul_tow_speed	1094	1.1	3.4	2.9	0.2
haul_wire_out	1094	80.0	410.0	257.2	40.8
haul_water_depth	1094	11.0	162.0	98.8	18.1
haul_wave_height	1081	0.0	18.0	5.7	3.2
haul_wind_direction	1068	0.0	350.0	192.2	118.4
haul_wind_speed	1069	0.0	40.0	17.8	8.1
haul_hour_round	1096	0.0	23.0	11.7	6.7
Number_of_tow_events	1096	2.0	5.0	2.4	0.6
min_course	1096	0.0	360.0	138.3	86.9
min_speed	1096	1.0	3.3	2.8	0.2
min_wire_out	1096	80.0	400.0	254.5	40.2
min_depth	1096	11.0	154.0	94.9	18.1
min_wave_height	1085	0.0	15.0	5.3	3.0
min_wind_direction	1073	0.0	350.0	181.8	119.4
min_wind_speed	1075	0.0	40.0	16.5	7.8

mean_course	1096	5.0	360.0	172.3	77.9
mean_speed	1096	2.1	3.3	2.9	0.2
mean_wire_out	1096	80.0	405.0	256.8	40.4
mean_depth	1096	24.0	157.5	98.8	17.4
mean_wave_height	1085	0.0	16.0	5.7	3.1
mean_wind_direction	1073	0.0	350.0	193.2	113.3
mean_wind_speed	1075	0.0	40.0	17.7	7.9
max_course	1096	5.0	360.0	212.0	87.9
max_speed	1096	2.4	3.4	2.9	0.1
max_wire_out	1096	80.0	410.0	259.2	41.6
max_depth	1096	26.0	162.0	102.7	17.3
max_wave_height	1085	0.0	18.0	6.1	3.4
max_wind_direction	1073	0.0	350.0	204.8	115.4
max_wind_speed	1075	0.0	40.0	18.8	8.4
var_course	1094	0.0	40328.0	4035.5	5670.1
var_speed	1094	0.0	1.1	0.0	0.1
var_wire_out	1094	0.0	4800.0	78.2	282.8
var_depth	1094	0.0	4900.5	50.6	187.3
var_wave_height	1081	0.0	24.5	0.9	2.4
var_wind_direction	1067	0.0	61250.0	2006.3	7982.4
var_wind_speed	1068	0.0	200.0	6.8	14.7
Tow_duration	1096	0.6	6.4	3.7	0.8
Number_species_caught	1049	0.0	18.0	8.6	2.5
Number_species_kept	1096	0.0	11.0	6.5	1.7
Number_species_discard	1049	0.0	17.0	5.0	2.8
station_total_pounds_catch	1049	0.0	11792.5	1827.8	1264.4
station_total_pounds_kept	1096	0.0	9792.5	1615.8	1150.7
station_total_pounds_discard	1049	0.0	6005.0	186.5	352.6
station_percent_total_discard	1049	0.0	92.1	11.3	11.8

station_total_catch_cpue	1049	0.0	5896.3	499.5	392.1
station_total_kept_cpue	1096	0.0	4896.3	440.5	343.2
station_total_discard_cpue	1049	0.0	2264.3	54.0	125.8
Atlantic cod (818)					
set_tow_course	967	0.0	360.0	184.5	105.7
set_tow_speed	967	1.0	4.4	2.9	0.4
set_wire_out	979	30.0	400.0	166.9	91.0
set_water_depth	979	10.0	162.0	61.2	37.4
set_wave_height	966	0.0	20.0	5.4	3.4
set_wind_direction	937	0.0	350.0	177.0	118.5
set_wind_speed	949	2.0	40.0	16.8	8.4
set_hour_round	980	0.0	23.0	11.8	6.6
haul_tow_course	966	0.0	360.0	189.8	104.7
haul_tow_speed	966	0.0	4.5	3.0	0.4
haul_wire_out	978	30.0	420.0	167.3	90.9
haul_water_depth	978	9.0	164.0	60.9	36.9
haul_wave_height	965	0.0	20.0	5.4	3.4
haul_wind_direction	936	0.0	350.0	177.3	118.0
haul_wind_speed	950	0.0	45.0	16.8	8.4
haul_hour_round	979	0.0	23.0	11.9	6.8
Number_of_tow_events	978	1.0	5.0	2.4	0.6
min_course	957	0.0	360.0	145.8	100.8
min_speed	957	0.0	4.1	2.8	0.4
min_wire_out	969	30.0	400.0	163.8	89.2
min_depth	969	9.0	151.0	58.9	36.2
min_wave_height	966	0.0	20.0	5.2	3.3
min_wind_direction	942	0.0	350.0	172.3	118.5
min_wind_speed	951	0.0	40.0	16.1	8.2

mean_course	957	0.0	360.0	187.7	86.3
mean_speed	957	1.6	4.2	3.0	0.3
mean_wire_out	969	30.0	400.0	167.0	90.9
mean_depth	969	10.0	157.0	61.0	37.0
mean_wave_height	966	0.0	20.0	5.4	3.3
mean_wind_direction	942	0.0	350.0	177.3	116.5
mean_wind_speed	951	1.3	40.0	16.8	8.3
max_course	957	0.0	360.0	229.8	95.1
max_speed	957	2.0	5.0	3.1	0.4
max_wire_out	969	30.0	420.0	170.0	93.0
max_depth	969	10.0	164.0	63.1	38.0
max_wave_height	966	0.0	20.0	5.7	3.5
max_wind_direction	942	0.0	350.0	182.5	117.8
max_wind_speed	951	2.0	45.0	17.5	8.6
var_course	956	0.0	61250.0	5956.2	10717.6
var_speed	956	0.0	4.8	0.1	0.3
var_wire_out	968	0.0	14450.0	100.4	564.3
var_depth	968	0.0	1922.0	23.5	96.6
var_wave_height	965	0.0	50.0	0.6	2.7
var_wind_direction	932	0.0	59512.5	752.6	4848.1
var_wind_speed	948	0.0	112.5	4.2	12.3
Tow_duration	979	0.1	5.3	2.4	0.9
Number_species_caught	900	0.0	16.0	6.7	2.7
Number_species_kept	988	0.0	10.0	4.6	2.0
Number_species_discard	900	0.0	13.0	3.3	2.2
station_total_pounds_catch	900	0.0	26280.0	1779.1	2017.9
station_total_pounds_kept	988	0.0	16405.0	998.3	1264.9
station_total_pounds_discard	900	0.0	20400.0	742.9	1297.8
station_percent_total_discard	900	0.0	100.0	33.8	28.8

station_total_catch_cpue	891	0.0	43295.0	993.3	2071.0
station_total_kept_cpue	979	0.0	24607.5	511.1	1163.5
station_total_discard_cpue	891	0.0	31700.0	453.2	1299.9
Winter flounder (1200)					
set_tow_course	870	0.0	360.0	178.9	103.9
set_tow_speed	903	1.5	4.5	3.0	0.3
set_wire_out	907	40.0	310.0	83.9	32.6
set_water_depth	907	13.0	105.0	27.4	11.0
set_wave_height	895	0.0	15.0	3.2	2.3
set_wind_direction	890	0.0	350.0	184.9	104.9
set_wind_speed	893	0.0	40.0	10.7	6.4
set_hour_round	913	0.0	23.0	11.4	7.3
haul_tow_course	868	0.0	360.0	176.3	106.9
haul_tow_speed	902	0.7	4.2	3.0	0.4
haul_wire_out	906	40.0	310.0	84.3	32.8
haul_water_depth	906	13.0	105.0	27.5	11.2
haul_wave_height	894	0.0	15.0	3.1	2.3
haul_wind_direction	888	0.0	350.0	186.0	104.5
haul_wind_speed	892	0.0	40.0	10.7	6.5
haul_hour_round	913	0.0	23.0	11.3	7.3
Number_of_tow_events	868	1.0	5.0	2.7	0.7
min_course	861	0.0	360.0	126.0	93.3
min_speed	857	0.7	3.9	2.8	0.4
min_wire_out	861	40.0	310.0	83.4	32.6
min_depth	861	13.0	105.0	26.5	10.9
min_wave_height	860	0.0	15.0	2.9	2.1
min_wind_direction	855	0.0	350.0	176.2	103.9
min_wind_speed	857	0.0	35.0	9.9	5.8

mean_course	861	0.0	360.0	176.7	83.3
mean_speed	857	1.7	4.1	3.0	0.3
mean_wire_out	861	40.0	310.0	84.1	32.7
mean_depth	861	13.0	105.0	27.3	11.0
mean_wave_height	860	0.0	15.0	3.0	2.1
mean_wind_direction	855	0.0	350.0	181.2	101.7
mean_wind_speed	857	0.0	35.0	10.3	5.9
max_course	861	0.0	360.0	231.3	96.9
max_speed	857	1.7	4.5	3.2	0.3
max_wire_out	861	40.0	310.0	84.8	33.1
max_depth	861	13.0	105.0	28.1	11.2
max_wave_height	860	0.0	15.0	3.1	2.2
max_wind_direction	855	0.0	350.0	186.7	103.6
max_wind_speed	857	0.0	35.0	10.8	6.2
var_course	857	0.0	59512.5	6554.2	8700.8
var_speed	854	0.0	2.6	0.1	0.2
var_wire_out	858	0.0	5000.0	15.5	192.7
var_depth	858	0.0	312.5	2.9	13.2
var_wave_height	856	0.0	16.3	0.2	1.0
var_wind_direction	851	0.0	61250.0	814.8	5437.9
var_wind_speed	854	0.0	100.0	2.1	7.3
Tow_duration	912	0.3	6.7	1.9	0.7
Number_species_caught	867	0.0	17.0	6.4	2.8
Number_species_kept	915	0.0	9.0	3.6	1.4
Number_species_discard	867	0.0	13.0	4.1	2.4
station_total_pounds_catch	867	0.0	18362.7	1735.4	1592.8
station_total_pounds_kept	915	0.0	9210.0	806.1	673.9
station_total_pounds_discard	867	0.0	16245.0	927.9	1300.2
station_percent_total_discard	867	0.0	98.8	46.1	26.3

station_total_catch_cpue	864	0.0	16938.8	1065.7	1296.0
station_total_kept_cpue	912	0.0	9210.0	466.3	536.2
station_total_discard_cpue	864	0.0	15000.0	595.9	996.6
With flounder (1220)					
set_tow_course	71	0.0	360.0	204.6	102.8
set_tow_speed	71	2.6	3.2	2.9	0.2
set_wire_out	71	80.0	340.0	201.7	57.9
set_water_depth	71	27.0	128.0	77.1	22.7
set_wave_height	71	1.0	15.0	3.5	3.0
set_wind_direction	71	0.0	345.0	207.1	103.6
set_wind_speed	71	5.0	35.0	12.9	7.8
set_hour_round	71	0.0	23.0	11.8	7.8
haul_tow_course	71	20.0	355.0	189.5	108.6
haul_tow_speed	71	2.2	3.2	2.8	0.2
haul_wire_out	71	80.0	340.0	200.9	60.5
haul_water_depth	71	28.0	128.0	76.1	23.2
haul_wave_height	71	1.0	12.0	3.4	2.7
haul_wind_direction	71	0.0	345.0	209.2	101.3
haul_wind_speed	71	5.0	35.0	12.5	7.9
haul_hour_round	71	0.0	23.0	9.9	7.0
Number_of_tow_events	71	2.0	4.0	2.2	0.5
min_course	71	0.0	350.0	165.5	103.0
min_speed	71	2.2	3.2	2.8	0.2
min_wire_out	71	80.0	340.0	199.4	59.2
min_depth	71	27.0	128.0	73.8	23.3
min_wave_height	71	1.0	12.0	3.2	2.6
min_wind_direction	71	0.0	345.0	206.3	103.0
min_wind_speed	71	5.0	30.0	11.9	7.0

mean_course	71	25.0	350.0	197.5	92.6
mean_speed	71	2.5	3.2	2.9	0.2
mean_wire_out	71	80.0	340.0	201.2	58.4
mean_depth	71	27.5	128.0	76.5	22.6
mean_wave_height	71	1.0	12.0	3.5	2.7
mean_wind_direction	71	0.0	345.0	208.1	102.2
mean_wind_speed	71	5.0	33.3	12.7	7.6
max_course	71	25.0	360.0	228.8	101.0
max_speed	71	2.6	3.2	2.9	0.1
max_wire_out	71	80.0	340.0	203.0	58.8
max_depth	71	28.0	128.0	79.2	22.3
max_wave_height	71	1.0	15.0	3.7	3.1
max_wind_direction	71	0.0	345.0	209.9	101.8
max_wind_speed	71	5.0	35.0	13.6	8.5
var_course	71	0.0	45000.0	4710.4	9349.0
var_speed	71	0.0	0.2	0.0	0.0
var_wire_out	71	0.0	9800.0	160.0	1165.7
var_depth	71	0.0	312.5	27.2	50.4
var_wave_height	71	0.0	12.5	0.6	2.1
var_wind_direction	71	0.0	4050.0	107.6	560.0
var_wind_speed	71	0.0	84.5	5.7	13.9
Tow_duration	71	1.3	5.0	3.5	0.8
Number_species_caught	71	4.0	17.0	8.0	3.2
Number_species_kept	71	2.0	9.0	5.3	1.6
Number_species_discard	71	0.0	12.0	4.7	3.3
station_total_pounds_catch	71	58.3	2492.8	822.7	515.2
station_total_pounds_kept	71	58.3	2265.8	610.4	435.1
station_total_pounds_discard	71	0.0	1120.0	212.3	214.5
station_percent_total_discard	71	0.0	93.8	25.6	18.7

station_total_catch_cpue	71	16.3	733.4	244.9	153.4
station_total_kept_cpue	71	16.3	564.1	180.1	120.5
station_total_discard_cpue	71	0.0	373.3	64.9	71.3
Yellowtail flounder					
set_tow_course	668	0.0	350.0	164.1	95.7
set_tow_speed	709	1.9	3.6	2.9	0.3
set_wire_out	709	60.0	300.0	132.8	35.4
set_water_depth	709	20.0	102.0	36.2	7.6
set_wave_height	680	0.0	20.0	4.4	3.0
set_wind_direction	663	0.0	350.0	204.7	90.7
set_wind_speed	665	0.0	35.0	14.0	7.9
set_hour_round	712	0.0	23.0	11.7	6.6
haul_tow_course	668	0.0	355.0	167.2	98.2
haul_tow_speed	709	0.9	4.3	2.9	0.3
haul_wire_out	709	60.0	300.0	132.8	35.5
haul_water_depth	709	15.0	105.0	36.1	7.7
haul_wave_height	679	0.0	20.0	4.4	3.1
haul_wind_direction	662	0.0	350.0	205.0	91.4
haul_wind_speed	663	0.0	45.0	14.1	8.0
haul_hour_round	712	0.0	23.0	12.1	6.7
Number_of_tow_events	712	2.0	8.0	2.3	0.6
min_course	668	0.0	350.0	136.5	91.1
min_speed	709	0.9	3.6	2.9	0.3
min_wire_out	709	60.0	300.0	132.2	35.4
min_depth	709	15.0	102.0	34.9	7.5
min_wave_height	681	0.0	20.0	4.2	2.9
min_wind_direction	666	0.0	350.0	197.8	92.2
min_wind_speed	667	0.0	35.0	13.3	7.6

mean_course	668	0.0	350.0	165.3	84.5
mean_speed	709	1.5	3.8	2.9	0.3
mean_wire_out	709	60.0	300.0	132.8	35.4
mean_depth	709	20.0	103.5	36.2	7.4
mean_wave_height	681	0.0	20.0	4.4	3.0
mean_wind_direction	666	0.0	350.0	205.0	87.7
mean_wind_speed	667	0.0	40.0	14.0	7.8
max_course	668	0.0	355.0	194.9	96.5
max_speed	709	1.9	4.3	3.0	0.3
max_wire_out	709	60.0	300.0	133.3	35.5
max_depth	709	20.0	105.0	37.4	7.7
max_wave_height	681	0.0	20.0	4.5	3.1
max_wind_direction	666	0.0	350.0	211.6	89.4
max_wind_speed	667	0.0	45.0	14.7	8.2
var_course	668	0.0	59512.5	3577.5	6859.2
var_speed	709	0.0	2.0	0.0	0.1
var_wire_out	709	0.0	800.0	9.2	48.9
var_depth	709	0.0	242.0	6.0	17.4
var_wave_height	678	0.0	12.5	0.3	1.1
var_wind_direction	660	0.0	57800.0	1054.0	5541.9
var_wind_speed	661	0.0	312.5	4.2	16.2
Tow_duration	712	0.3	5.8	2.5	0.9
Number_species_caught	699	1.0	17.0	7.8	3.3
Number_species_kept	712	0.0	10.0	4.8	1.9
Number_species_discard	699	0.0	14.0	4.5	2.7
station_total_pounds_catch	699	25.0	12400.6	1758.0	1469.5
station_total_pounds_kept	712	0.0	5500.0	845.3	681.2
station_total_pounds_discard	699	0.0	12055.0	909.1	1193.3
station_percent_total_discard	699	0.0	100.0	42.8	26.8

station_total_catch_cpue	699	12.0	8753.4	829.4	865.5
station_total_kept_cpue	712	0.0	2800.0	355.1	287.4
station_total_discard_cpue	699	0.0	8509.4	477.7	771.9
American plaice (1240)					
set_tow_course	141	0.0	350.0	185.5	96.3
set_tow_speed	141	2.5	3.1	2.9	0.1
set_wire_out	141	104.0	320.0	234.9	42.9
set_water_depth	141	28.0	116.0	86.4	20.2
set_wave_height	136	1.0	15.0	4.0	2.5
set_wind_direction	136	0.0	350.0	203.4	94.8
set_wind_speed	136	2.0	35.0	13.3	6.9
set_hour_round	141	0.0	23.0	11.5	6.6
haul_tow_course	141	0.0	355.0	179.6	102.6
haul_tow_speed	141	0.8	3.1	2.9	0.4
haul_wire_out	141	104.0	320.0	234.7	43.7
haul_water_depth	141	28.0	116.0	86.6	19.9
haul_wave_height	136	1.0	15.0	4.0	2.6
haul_wind_direction	136	0.0	350.0	203.2	94.6
haul_wind_speed	136	2.0	35.0	13.3	6.9
haul_hour_round	141	0.0	23.0	12.1	6.7
Number_of_tow_events	141	2.0	5.0	2.5	0.7
min_course	141	0.0	350.0	139.2	91.5
min_speed	141	0.8	3.1	2.8	0.4
min_wire_out	141	104.0	320.0	234.4	43.8
min_depth	141	28.0	116.0	83.2	20.6
min_wave_height	136	1.0	12.0	3.7	2.3
min_wind_direction	136	0.0	350.0	198.1	94.7
min_wind_speed	136	2.0	35.0	12.7	6.6

mean_course	141	0.0	350.0	179.1	83.1
mean_speed	141	1.9	3.1	2.9	0.2
mean_wire_out	141	104.0	320.0	234.9	43.2
mean_depth	141	28.0	116.0	86.7	18.9
mean_wave_height	136	1.0	13.8	4.0	2.5
mean_wind_direction	136	0.0	350.0	203.5	92.0
mean_wind_speed	136	2.0	35.0	13.3	6.8
max_course	141	0.0	355.0	220.7	90.7
max_speed	141	2.6	3.1	3.0	0.1
max_wire_out	141	104.0	320.0	235.2	42.9
max_depth	141	28.0	116.0	89.6	18.7
max_wave_height	136	1.0	15.0	4.2	2.8
max_wind_direction	136	0.0	350.0	208.5	94.5
max_wind_speed	136	2.0	35.0	13.8	7.2
var_course	141	0.0	25208.3	4640.7	5681.1
var_speed	141	0.0	1.6	0.1	0.3
var_wire_out	141	0.0	1800.0	14.9	152.3
var_depth	141	0.0	1352.0	47.0	145.6
var_wave_height	136	0.0	12.5	0.6	2.0
var_wind_direction	136	0.0	32033.3	645.2	3548.4
var_wind_speed	136	0.0	112.5	2.9	10.8
Tow_duration	141	1.2	5.5	3.6	0.9
Number_species_caught	141	2.0	14.0	6.7	2.2
Number_species_kept	141	2.0	8.0	4.8	1.3
Number_species_discard	141	0.0	12.0	3.6	2.6
station_total_pounds_catch	141	136.1	3428.4	967.4	485.3
station_total_pounds_kept	141	128.4	1936.3	766.9	408.3
station_total_pounds_discard	141	0.0	3300.0	200.5	325.5
station_percent_total_discard	141	0.0	96.3	19.0	17.6

station_total_catch_cpue	141	54.4	1870.0	283.0	190.4
station_total_kept_cpue	141	50.8	697.3	213.6	103.7
station_total_discard_cpue	141	0.0	1800.0	69.4	166.3
Haddock (1477)					
set_tow_course	906	0.0	360.0	191.4	94.8
set_tow_speed	910	1.8	4.1	3.1	0.3
set_wire_out	913	40.0	370.0	189.6	55.5
set_water_depth	913	14.0	147.0	68.8	23.2
set_wave_height	909	1.0	18.0	5.4	3.4
set_wind_direction	905	0.0	350.0	196.0	115.9
set_wind_speed	905	0.0	40.0	16.7	8.8
set_hour_round	913	0.0	23.0	11.6	7.1
haul_tow_course	904	0.0	357.0	188.4	101.4
haul_tow_speed	907	1.0	4.0	3.0	0.3
haul_wire_out	910	40.0	380.0	192.6	55.7
haul_water_depth	910	13.0	148.0	69.4	23.4
haul_wave_height	906	0.0	17.0	5.4	3.4
haul_wind_direction	902	0.0	350.0	199.1	114.6
haul_wind_speed	902	0.0	40.0	16.7	8.9
haul_hour_round	913	0.0	23.0	11.2	7.1
Number_of_tow_events	913	1.0	4.0	2.3	0.5
min_course	904	0.0	355.0	161.9	95.5
min_speed	908	1.0	4.0	3.0	0.3
min_wire_out	911	40.0	360.0	185.4	54.3
min_depth	911	13.0	139.0	65.7	22.9
min_wave_height	909	0.0	17.0	5.2	3.2
min_wind_direction	905	0.0	350.0	191.3	116.5
min_wind_speed	905	0.0	40.0	16.0	8.6

mean_course	904	0.0	355.0	189.2	86.6
mean_speed	908	1.8	4.0	3.0	0.2
mean_wire_out	911	40.0	370.0	191.6	54.3
mean_depth	911	13.5	143.5	69.2	22.7
mean_wave_height	909	0.5	17.0	5.4	3.3
mean_wind_direction	905	0.0	350.0	197.4	113.0
mean_wind_speed	905	0.0	40.0	16.7	8.7
max_course	904	0.0	360.0	217.5	94.3
max_speed	908	2.0	4.7	3.1	0.3
max_wire_out	911	40.0	380.0	197.7	56.1
max_depth	911	14.0	148.0	72.8	23.2
max_wave_height	909	1.0	18.0	5.6	3.5
max_wind_direction	905	0.0	350.0	203.4	113.9
max_wind_speed	905	0.0	40.0	17.3	9.0
var_course	902	0.0	58824.5	3429.3	7828.2
var_speed	905	0.0	2.0	0.0	0.1
var_wire_out	908	0.0	11250.0	257.8	801.0
var_depth	908	0.0	2112.5	54.7	142.9
var_wave_height	906	0.0	32.0	0.5	2.2
var_wind_direction	902	0.0	57800.0	939.8	5427.2
var_wind_speed	902	0.0	112.5	4.1	12.4
Tow_duration	913	0.3	5.9	2.5	0.9
Number_species_caught	809	0.0	17.0	7.4	3.4
Number_species_kept	915	0.0	11.0	5.0	2.3
Number_species_discard	809	0.0	12.0	3.6	2.7
station_total_pounds_catch	809	0.0	46770.0	1902.7	3306.0
station_total_pounds_kept	915	0.0	46770.0	1418.4	3117.9
station_total_pounds_discard	809	0.0	10110.0	474.6	899.5
station_percent_total_discard	809	0.0	100.0	27.5	25.7

station_total_catch_cpue	807	0.0	46770.0	1115.5	3172.6
station_total_kept_cpue	913	0.0	46770.0	823.7	2903.6
station_total_discard_cpue	807	0.0	8708.6	273.4	807.5
Red/white hake mix (1551)					
set_tow_course	16	55.0	320.0	165.7	88.9
set_tow_speed	16	2.8	3.0	3.0	0.1
set_wire_out	16	230.0	425.0	300.9	47.3
set_water_depth	16	85.0	160.0	116.9	20.0
set_wave_height	16	2.0	10.0	4.8	2.2
set_wind_direction	16	0.0	340.0	185.0	91.0
set_wind_speed	16	2.0	30.0	15.6	8.8
set_hour_round	16	1.0	20.0	11.3	5.9
haul_tow_course	16	55.0	348.0	172.6	94.3
haul_tow_speed	16	2.8	3.0	3.0	0.1
haul_wire_out	16	230.0	425.0	300.9	51.1
haul_water_depth	16	85.0	160.0	117.0	20.6
haul_wave_height	16	2.0	8.0	4.6	2.0
haul_wind_direction	16	0.0	340.0	185.0	91.0
haul_wind_speed	16	2.0	25.0	15.1	7.7
haul_hour_round	16	0.0	23.0	12.2	6.7
Number_of_tow_events	16	2.0	4.0	2.6	0.6
min_course	16	55.0	240.0	123.8	48.2
min_speed	16	2.8	3.0	3.0	0.1
min_wire_out	16	230.0	425.0	299.1	48.0
min_depth	16	85.0	160.0	116.3	19.3
min_wave_height	16	2.0	8.0	4.4	2.0
min_wind_direction	16	0.0	340.0	185.0	91.0
min_wind_speed	16	2.0	25.0	14.9	8.0

mean_course	16	55.0	272.0	170.5	70.5
mean_speed	16	2.8	3.0	3.0	0.1
mean_wire_out	16	230.0	425.0	300.7	49.2
mean_depth	16	85.0	160.0	117.0	20.2
mean_wave_height	16	2.0	9.0	4.6	2.0
mean_wind_direction	16	0.0	340.0	185.0	91.0
mean_wind_speed	16	2.0	27.5	15.3	8.2
max_course	16	55.0	348.0	214.4	100.6
max_speed	16	2.8	3.0	3.0	0.1
max_wire_out	16	230.0	425.0	302.8	50.3
max_depth	16	85.0	160.0	117.7	21.3
max_wave_height	16	2.0	10.0	4.8	2.2
max_wind_direction	16	0.0	340.0	185.0	91.0
max_wind_speed	16	2.0	30.0	15.8	8.5
var_course	16	0.0	17328.0	4892.2	5450.5
var_speed	16	0.0	0.0	0.0	0.0
var_wire_out	16	0.0	450.0	39.6	114.8
var_depth	16	0.0	60.5	7.6	20.7
var_wave_height	16	0.0	3.0	0.3	0.9
var_wind_direction	16	0.0	0.0	0.0	0.0
var_wind_speed	16	0.0	12.5	1.6	3.7
Tow_duration	16	1.3	5.7	3.9	1.2
Number_species_caught	16	3.0	9.0	5.9	1.7
Number_species_kept	16	3.0	7.0	5.1	1.1
Number_species_discard	16	0.0	5.0	1.4	1.5
station_total_pounds_catch	16	32.4	3483.8	1126.8	879.7
station_total_pounds_kept	16	32.4	2100.2	831.8	589.5
station_total_pounds_discard	16	0.0	3200.0	295.0	779.4
station_percent_total_discard	16	0.0	91.9	14.0	22.3

station_total_catch_cpue	16	9.5	1229.6	328.8	301.0
station_total_kept_cpue	16	9.5	595.4	231.4	168.1
station_total_discard_cpue	16	0.0	1129.4	97.4	276.5
Redfish (2400)					
set_tow_course	9	251.0	336.0	272.9	24.7
set_tow_speed	9	2.7	3.2	3.0	0.2
set_wire_out	9	250.0	280.0	256.7	10.0
set_water_depth	9	94.0	106.0	97.7	4.0
set_wave_height	9	3.0	10.0	6.1	2.3
set_wind_direction	9	0.0	315.0	187.8	151.9
set_wind_speed	9	15.0	25.0	19.4	3.9
set_hour_round	9	6.0	23.0	12.6	5.7
haul_tow_course	9	79.0	337.0	254.0	70.0
haul_tow_speed	9	1.2	3.2	2.9	0.6
haul_wire_out	9	240.0	280.0	260.0	13.2
haul_water_depth	9	89.0	107.0	102.1	6.0
haul_wave_height	9	3.0	10.0	6.1	2.3
haul_wind_direction	9	0.0	315.0	187.8	151.9
haul_wind_speed	9	15.0	25.0	19.4	3.9
haul_hour_round	9	6.0	23.0	13.3	5.5
Number_of_tow_events	9	2.0	3.0	2.1	0.3
min_course	9	79.0	336.0	250.8	69.0
min_speed	9	1.2	3.2	2.8	0.6
min_wire_out	9	240.0	280.0	254.4	11.3
min_depth	9	89.0	102.0	95.8	3.6
min_wave_height	9	3.0	10.0	6.1	2.3
min_wind_direction	9	0.0	315.0	187.8	151.9
min_wind_speed	9	15.0	25.0	19.4	3.9

mean_course	9	197.3	336.5	267.0	35.1
mean_speed	9	2.0	3.2	2.9	0.4
mean_wire_out	9	250.0	280.0	259.4	9.2
mean_depth	9	97.5	103.0	100.3	1.9
mean_wave_height	9	3.0	10.0	6.1	2.3
mean_wind_direction	9	0.0	315.0	187.8	151.9
mean_wind_speed	9	15.0	25.0	19.4	3.9
max_course	9	262.0	337.0	277.3	23.1
max_speed	9	2.7	3.2	3.1	0.2
max_wire_out	9	250.0	280.0	265.6	11.3
max_depth	9	104.0	107.0	105.1	1.1
max_wave_height	9	3.0	10.0	6.1	2.3
max_wind_direction	9	0.0	315.0	187.8	151.9
max_wind_speed	9	15.0	25.0	19.4	3.9
var_course	9	0.5	10532.3	1206.1	3497.9
var_speed	9	0.0	1.1	0.1	0.4
var_wire_out	9	0.0	450.0	116.7	163.9
var_depth	9	2.0	144.5	47.6	39.0
var_wave_height	9	0.0	0.0	0.0	0.0
var_wind_direction	9	0.0	0.0	0.0	0.0
var_wind_speed	9	0.0	0.0	0.0	0.0
Tow_duration	9	0.5	1.3	0.8	0.3
Number_species_caught	9	1.0	10.0	4.2	3.4
Number_species_kept	9	1.0	7.0	3.1	2.0
Number_species_discard	9	0.0	7.0	2.0	2.5
station_total_pounds_catch	9	150.0	1934.0	730.2	602.0
station_total_pounds_kept	9	142.0	1634.0	637.3	515.8
station_total_pounds_discard	9	0.0	300.0	92.9	115.8
station_percent_total_discard	9	0.0	39.1	12.1	14.0

station_total_catch_cpue	9	200.0	3516.4	1063.8	1050.2
station_total_kept_cpue	9	173.9	2970.9	941.0	921.1
station_total_discard_cpue	9	0.0	545.5	122.8	180.9
Pollock (2695)					
set_tow_course	28	0.0	339.0	167.9	100.8
set_tow_speed	28	2.7	3.6	3.1	0.2
set_wire_out	28	180.0	260.0	237.1	20.7
set_water_depth	28	54.0	114.0	91.8	12.5
set_wave_height	28	1.0	15.0	5.4	3.6
set_wind_direction	28	0.0	330.0	129.3	144.8
set_wind_speed	28	5.0	35.0	15.5	10.4
set_hour_round	29	0.0	23.0	12.3	7.8
haul_tow_course	28	0.0	340.0	184.9	107.3
haul_tow_speed	28	2.8	3.5	3.1	0.2
haul_wire_out	28	180.0	280.0	234.6	23.3
haul_water_depth	28	59.0	118.0	91.1	12.5
haul_wave_height	28	1.0	10.0	5.0	3.1
haul_wind_direction	28	0.0	330.0	123.0	143.6
haul_wind_speed	28	5.0	30.0	15.4	10.2
haul_hour_round	29	1.0	23.0	10.5	7.2
Number_of_tow_events	29	2.0	4.0	2.4	0.6
min_course	28	0.0	339.0	124.0	101.9
min_speed	28	2.7	3.2	3.0	0.1
min_wire_out	28	180.0	260.0	227.9	23.5
min_depth	28	54.0	109.0	86.9	12.2
min_wave_height	28	1.0	10.0	5.0	3.1
min_wind_direction	28	0.0	330.0	119.8	141.1
min_wind_speed	28	5.0	30.0	14.8	10.0

mean_course	28	45.0	339.0	170.1	84.5
mean_speed	28	3.0	3.4	3.1	0.1
mean_wire_out	28	205.0	270.0	235.8	18.6
mean_depth	28	68.0	113.5	91.2	10.7
mean_wave_height	28	1.0	12.0	5.2	3.3
mean_wind_direction	28	0.0	330.0	126.2	141.7
mean_wind_speed	28	5.0	32.5	15.4	10.2
max_course	28	45.0	340.0	229.0	88.3
max_speed	28	3.0	3.6	3.2	0.2
max_wire_out	28	220.0	280.0	243.6	15.9
max_depth	28	81.0	118.0	95.2	10.3
max_wave_height	28	1.0	15.0	5.4	3.6
max_wind_direction	28	0.0	330.0	132.5	146.9
max_wind_speed	28	5.0	35.0	16.1	10.5
var_course	28	0.0	33024.5	6700.4	8518.8
var_speed	28	0.0	0.3	0.0	0.1
var_wire_out	28	0.0	1250.0	235.7	373.6
var_depth	28	0.0	392.0	61.3	103.0
var_wave_height	28	0.0	18.0	0.9	3.5
var_wind_direction	28	0.0	35112.5	1398.7	6651.4
var_wind_speed	28	0.0	50.0	3.9	10.1
Tow_duration	29	1.3	5.0	2.4	0.8
Number_species_caught	18	1.0	15.0	7.5	3.4
Number_species_kept	29	1.0	9.0	6.1	1.9
Number_species_discard	18	1.0	8.0	2.8	2.4
station_total_pounds_catch	18	72.0	10243.1	2040.9	2836.5
station_total_pounds_kept	29	22.0	10043.1	1719.2	2147.2
station_total_pounds_discard	18	27.0	1160.0	170.9	262.7
station_percent_total_discard	18	1.0	69.4	18.0	19.2

station_total_catch_cpue	18	30.9	4389.9	872.0	1238.1
station_total_kept_cpue	29	9.4	4304.2	802.1	949.7
station_total_discard_cpue	18	8.4	519.4	72.4	118.7
Skates (3650)					
set_tow_course	9	50.0	272.0	162.4	80.2
set_tow_speed	9	2.3	3.0	2.8	0.2
set_wire_out	9	220.0	280.0	256.7	17.3
set_water_depth	9	67.0	93.0	82.9	8.8
set_wave_height	9	2.0	10.0	4.7	3.1
set_wind_direction	9	0.0	340.0	237.8	135.5
set_wind_speed	9	5.0	25.0	13.3	6.1
set_hour_round	9	0.0	16.0	9.9	5.2
haul_tow_course	9	50.0	270.0	166.9	99.7
haul_tow_speed	9	2.4	3.1	2.7	0.2
haul_wire_out	9	230.0	280.0	257.8	14.8
haul_water_depth	9	73.0	98.0	87.2	9.0
haul_wave_height	9	2.0	10.0	4.3	2.6
haul_wind_direction	9	0.0	340.0	207.8	149.3
haul_wind_speed	9	5.0	20.0	12.8	5.1
haul_hour_round	9	4.0	19.0	13.0	4.8
Number_of_tow_events	9	2.0	3.0	2.1	0.3
min_course	9	10.0	270.0	135.8	101.7
min_speed	9	2.3	3.0	2.7	0.2
min_wire_out	9	220.0	280.0	256.7	17.3
min_depth	9	67.0	93.0	80.2	8.9
min_wave_height	9	2.0	10.0	4.3	2.6
min_wind_direction	9	0.0	340.0	205.6	147.4
min_wind_speed	9	5.0	20.0	12.8	5.1

mean_course	9	50.0	271.0	157.3	85.6
mean_speed	9	2.4	3.1	2.8	0.2
mean_wire_out	9	225.0	280.0	257.2	16.0
mean_depth	9	73.5	95.0	85.2	6.8
mean_wave_height	9	2.0	10.0	4.4	2.7
mean_wind_direction	9	0.0	340.0	222.8	133.9
mean_wind_speed	9	5.0	23.3	13.1	5.7
max_course	9	50.0	272.0	178.0	88.8
max_speed	9	2.4	3.1	2.8	0.2
max_wire_out	9	230.0	280.0	257.8	14.8
max_depth	9	80.0	98.0	89.9	6.1
max_wave_height	9	2.0	10.0	4.7	3.1
max_wind_direction	9	0.0	340.0	240.0	137.0
max_wind_speed	9	5.0	25.0	13.3	6.1
var_course	9	0.0	16933.3	2174.7	5560.5
var_speed	9	0.0	0.0	0.0	0.0
var_wire_out	9	0.0	50.0	5.6	16.7
var_depth	9	0.5	264.5	66.7	87.7
var_wave_height	9	0.0	3.0	0.3	1.0
var_wind_direction	9	0.0	42050.0	4694.4	14008.5
var_wind_speed	9	0.0	8.3	0.9	2.8
Tow_duration	9	2.5	4.1	3.2	0.6
Number_species_caught	9	2.0	10.0	7.8	2.3
Number_species_kept	9	2.0	9.0	7.1	2.1
Number_species_discard	9	1.0	6.0	4.4	1.6
station_total_pounds_catch	9	2338.6	8412.3	4455.5	1856.8
station_total_pounds_kept	9	1180.2	7398.3	3858.5	1842.8
station_total_pounds_discard	9	165.0	1500.0	597.0	430.2
station_percent_total_discard	9	4.0	56.0	15.4	15.7

station_total_catch_cpue	9	797.2	2326.0	1388.6	514.3
station_total_kept_cpue	9	442.6	2045.6	1195.9	530.5
station_total_discard_cpue	9	41.6	562.5	192.7	154.4
American lobster (7270)					
set_tow_course	252	0.0	360.0	184.5	95.1
set_tow_speed	252	2.0	3.2	2.9	0.2
set_wire_out	252	50.0	420.0	196.4	109.0
set_water_depth	252	15.0	156.0	68.8	42.1
set_wave_height	247	0.0	15.0	4.8	3.4
set_wind_direction	244	0.0	350.0	167.6	120.3
set_wind_speed	246	0.0	35.0	16.0	8.2
set_hour_round	252	0.0	23.0	11.6	6.5
haul_tow_course	252	0.0	360.0	188.8	107.6
haul_tow_speed	252	2.0	3.6	2.9	0.2
haul_wire_out	252	50.0	430.0	198.2	111.2
haul_water_depth	252	18.0	157.0	69.5	42.8
haul_wave_height	248	0.0	18.0	4.7	3.5
haul_wind_direction	245	0.0	350.0	165.8	120.4
haul_wind_speed	246	5.0	35.0	15.9	8.1
haul_hour_round	252	0.0	23.0	11.7	6.5
Number_of_tow_events	252	2.0	5.0	2.4	0.7
min_course	252	0.0	350.0	153.0	93.5
min_speed	252	2.0	3.2	2.8	0.2
min_wire_out	252	50.0	420.0	194.8	109.4
min_depth	252	15.0	154.0	65.3	41.2
min_wave_height	248	0.0	15.0	4.5	3.2
min_wind_direction	246	0.0	350.0	159.8	120.7
min_wind_speed	247	0.0	35.0	15.2	7.8

mean_course	252	0.0	350.0	187.3	90.6
mean_speed	252	2.0	3.2	2.9	0.2
mean_wire_out	252	50.0	420.0	197.3	110.0
mean_depth	252	18.3	154.5	69.0	41.9
mean_wave_height	248	0.0	15.0	4.8	3.4
mean_wind_direction	246	0.0	350.0	166.3	117.9
mean_wind_speed	247	3.3	35.0	15.9	8.0
max_course	252	0.0	360.0	220.4	97.9
max_speed	252	2.0	3.6	3.0	0.2
max_wire_out	252	50.0	430.0	199.6	111.0
max_depth	252	19.0	157.0	72.5	43.4
max_wave_height	248	0.0	18.0	5.1	3.7
max_wind_direction	246	0.0	350.0	173.6	119.5
max_wind_speed	247	5.0	35.0	16.6	8.4
var_course	252	0.0	31500.5	3762.3	6015.5
var_speed	252	0.0	0.2	0.0	0.0
var_wire_out	252	0.0	3200.0	65.2	276.9
var_depth	252	0.0	9800.0	74.3	620.8
var_wave_height	247	0.0	16.0	0.7	2.1
var_wind_direction	244	0.0	57800.0	1180.8	6607.9
var_wind_speed	245	0.0	112.5	4.1	11.6
Tow_duration	252	0.3	7.0	2.6	1.3
Number_species_caught	250	1.0	14.0	7.6	2.9
Number_species_kept	252	0.0	10.0	5.3	2.5
Number_species_discard	250	0.0	11.0	4.3	2.4
station_total_pounds_catch	250	30.0	15000.0	1739.5	1908.0
station_total_pounds_kept	252	0.0	8018.4	952.8	1167.8
station_total_pounds_discard	250	0.0	15000.0	783.8	1512.4
station_percent_total_discard	250	0.0	100.0	40.5	34.2

station_total_catch_cpue	250	24.3	15000.0	951.1	1462.5
station_total_kept_cpue	252	0.0	3234.9	359.6	449.2
station_total_discard_cpue	250	0.0	15000.0	589.7	1378.9
Sea scallop (8009)					
set_tow_course	3	140.0	280.0	193.3	75.7
set_tow_speed	3	3.1	3.5	3.2	0.2
set_wire_out	3	130.0	140.0	136.7	5.8
set_water_depth	3	39.0	40.0	39.7	0.6
set_wave_height	3	3.0	3.0	3.0	0.0
set_wind_direction	3	310.0	310.0	310.0	0.0
set_wind_speed	3	10.0	10.0	10.0	0.0
set_hour_round	3	1.0	23.0	15.3	12.4
haul_tow_course	3	135.0	310.0	195.0	99.6
haul_tow_speed	3	3.1	3.7	3.4	0.3
haul_wire_out	3	140.0	160.0	146.7	11.5
haul_water_depth	3	40.0	41.0	40.3	0.6
haul_wave_height	3	3.0	3.0	3.0	0.0
haul_wind_direction	3	310.0	310.0	310.0	0.0
haul_wind_speed	3	10.0	10.0	10.0	0.0
haul_hour_round	3	0.0	23.0	8.3	12.7
Number_of_tow_events	3	2.0	2.0	2.0	0.0
min_course	3	135.0	280.0	185.0	82.3
min_speed	3	3.1	3.5	3.2	0.2
min_wire_out	3	130.0	140.0	136.7	5.8
min_depth	3	39.0	40.0	39.7	0.6
min_wave_height	3	3.0	3.0	3.0	0.0
min_wind_direction	3	310.0	310.0	310.0	0.0
min_wind_speed	3	10.0	10.0	10.0	0.0

mean_course	3	140.0	295.0	194.2	87.4
mean_speed	3	3.1	3.6	3.3	0.3
mean_wire_out	3	135.0	150.0	141.7	7.6
mean_depth	3	39.5	40.5	40.0	0.5
mean_wave_height	3	3.0	3.0	3.0	0.0
mean_wind_direction	3	310.0	310.0	310.0	0.0
mean_wind_speed	3	10.0	10.0	10.0	0.0
max_course	3	140.0	310.0	203.3	92.9
max_speed	3	3.1	3.7	3.4	0.3
max_wire_out	3	140.0	160.0	146.7	11.5
max_depth	3	40.0	41.0	40.3	0.6
max_wave_height	3	3.0	3.0	3.0	0.0
max_wind_direction	3	310.0	310.0	310.0	0.0
max_wind_speed	3	10.0	10.0	10.0	0.0
var_course	3	0.0	450.0	254.2	230.6
var_speed	3	0.0	0.0	0.0	0.0
var_wire_out	3	0.0	200.0	83.3	104.1
var_depth	3	0.0	0.5	0.3	0.3
var_wave_height	3	0.0	0.0	0.0	0.0
var_wind_direction	3	0.0	0.0	0.0	0.0
var_wind_speed	3	0.0	0.0	0.0	0.0
Tow_duration	3	1.0	1.3	1.1	0.2
Number_species_caught	3	4.0	10.0	7.0	3.0
Number_species_kept	3	3.0	7.0	5.3	2.1
Number_species_discard	3	1.0	4.0	2.7	1.5
station_total_pounds_catch	3	930.0	2570.5	1778.6	821.7
station_total_pounds_kept	3	550.0	1070.5	897.0	300.5
station_total_pounds_discard	3	380.0	1500.0	881.7	569.0
station_percent_total_discard	3	40.9	58.4	47.0	9.9

station_total_catch_cpue	3	734.2	2570.5	1723.7	926.4
station_total_kept_cpue	3	434.2	1088.5	864.4	372.7
station_total_discard_cpue	3	300.0	1500.0	859.3	604.1

Table 27. All species or species groups obtained in trawls combined from all data (N=7,911).

Scientific name	Common Name	Species Code
<i>Lophius americanus</i>	Monkfish (angler, goosefish)	124
<i>Pomatomus saltatrix</i>	Bluefish	230
Water tow	No fish but good tow	300
<i>Peprilus triacanthus</i>	Butterfish	511
<i>Gadus morhua</i>	Cod, Atlantic	818
<i>Tautoglabrus adspersus</i>	Cunner (yellow perch)	930
<i>Brosme brosme</i>	Cusk	960
<i>Pleuronectes americanus</i>	Flounder, winter (blackback)	1200
<i>Paralichthys dentatus</i>	Flounder, summer (fluke)	1219
<i>Glyptocephalus cynoglossus</i>	Flounder, witch (grey sole)	1220
<i>Pleuronectes ferrugineus</i>	Flounder, yellowtail	1230
<i>Hippoglossoides platessoides</i>	Flounder, American plaice	1240
<i>Scophthalmus aquosus</i>	Flounder, sand dab (windowpane)	1250
<i>Paralichthys oblongus</i>	Flounder, fourspot	1270
<i>Trinectes maculatus</i>	Hogchocker	1280
Macrouridae	Grenadier, nk	1380
<i>Melanogrammus aeglefinus</i>	Haddock	1477
<i>Urophycis sp</i>	Hake, red/white mix	1551
<i>Hippoglossus hippoglossus</i>	Halibut, Atlantic	1590
Clupeidae	Herring, nk (shad)	1670
<i>Clupea harengus</i>	Herring, Atlantic	1685
<i>Zenopsis conchifera</i>	Dory, buckler (john)	1880
<i>Cyclopterus lumpus</i>	Lumpfish	2100
<i>Scomber scombrus</i>	Mackerel, Atlantic	2120
<i>Sebastes sp</i>	Redfish, nk (ocean perch)	2400

Scientific name	Common Name	Species Code
<i>Macrozoarces americanus</i>	Ocean pout	2500
<i>Pollachius virens</i>	Pollock	2695
<i>Cottidae</i>	Sculpin, nk	3260
<i>Hemitripterus americanus</i>	Raven, sea	3270
<i>Stenotomus chrysops</i>	Scup	3295
<i>Centropristis striata</i>	Sea bass, black	3350
<i>Triglidae sp</i>	Sea robin, nk	3410
<i>Mustelus, squalus sp</i>	Dogfish, nk	3501
<i>Squalus acanthias</i>	Dogfish, spiny	3521
<i>Squaliformes</i>	Shark, nk	3591
<i>Rajidae</i>	Skate, nk	3650
<i>Raja laevis</i>	Skate, barndoor	3680
<i>Raja eglanteria</i>	Skate, clearnose	3720
<i>Morone saxatilis</i>	Bass, striped	4180
<i>Tautoga onitis</i>	Tautog (blackfish)	4380
<i>Lamna nasus</i>	Shark, porbeagle (mackerel shark)	4811
<i>Cetorhinus maximus</i>	Shark, basking	4961
<i>Merluccius spp</i>	Silver hake-offshore hake mix	5070
<i>Anarhichas lupus</i>	Wolffish, Atlantic	5120
<i>Petromyzontidae</i>	Lamprey, nk	6631
<i>Torpedo nobiliana</i>	Ray, torpedo	6730
<i>Homarus americanus</i>	Lobster, American	7270
<i>Patinopecten, placopecten sp</i>	Scallop, sea	8009
<i>Loligo pealei</i>	Squid, atl long-fin	8010
<i>Illex illecebrosus</i>	Squid, short-fin	8020
Squid	Squid, nk	8030
<i>Berycidae</i>	Alfonsino, nk	8911

Table 28. Summary catch statistics for all species pooled over all tows where some catch data were reported (N=7,911). Note that samples sizes can be as low as 7,332 tows for total catch/tow and discard/tow (see sampling effort information in Table 17). (SE=standard error.)

<i>Scientific name</i>	Mean catch lbs/tow	SE catch	Mean kept lbs/tow	SE kept	Mean discard lbs/tow	SE discard	Mean percent of species discard per tow	SE percent species discard	Mean percent of catch discard	SE percent catch discard
<i>Lophius americanus</i>	307.390	6.647	287.508	6.074	10.414	0.360	3.560	0.154	0.728	0.022
<i>Pomatomus saltatrix</i>	0.278	0.102	0.166	0.089	0.098	0.035	0.314	0.065	0.006	0.002
<i>Peprilus triacanthus</i>	0.282	0.193	<0.001	<0.001	0.282	0.193	0.383	0.072	0.010	0.007
<i>Gadus morhua</i>	184.810	7.041	182.796	6.142	8.721	2.910	2.816	0.147	0.420	0.039
<i>Tautoglabrus adspersus</i>	0.148	0.016	0.000	0.000	0.148	0.016	2.078	0.167	0.009	0.001
<i>Brosme brosme</i>	0.709	0.045	0.649	0.042	0.071	0.014	0.700	0.097	0.006	0.001
<i>Pleuronectes americanus</i>	87.468	2.858	81.809	2.633	0.725	0.361	0.169	0.033	0.052	0.018
<i>Paralichthys dentatus</i>	1.572	0.135	0.680	0.078	0.855	0.102	2.467	0.180	0.072	0.011
<i>Glyptocephalus cynoglossus</i>	49.820	1.063	45.848	0.947	3.142	0.090	3.279	0.092	0.267	0.008
<i>Pleuronectes ferrugineus</i>	83.832	3.117	77.634	2.835	2.311	0.189	0.830	0.055	0.199	0.017

<i>Hippoglossoides platessoides</i>	53.496	1.354	48.091	1.194	3.977	0.216	3.238	0.120	0.331	0.016
<i>Scophthalmus aquosus</i>	3.301	0.309	0.517	0.070	2.749	0.274	6.595	0.285	0.184	0.017
<i>Paralichthys oblongus</i>	0.201	0.023	0.000	0.000	0.201	0.023	2.926	0.197	0.014	0.001
<i>Trinectes maculatus</i>	<0.001	<0.001	<0.001	<0.001	<0.001	<0.001	0.014	0.014	<0.001	<0.001
<i>Macrouridae</i>	<0.001	<0.001	0.000	0.000	<0.001	<0.001	0.014	0.014	<0.001	<0.001
<i>Melanogrammus aeglefinus</i>	171.490	13.398	165.359	12.437	7.342	0.553	2.786	0.132	0.435	0.027
<i>Urophycis sp</i>	17.482	0.860	17.032	0.814	1.063	0.097	4.847	0.234	0.080	0.006
<i>Hippoglossus hippoglossus</i>	0.160	0.027	0.075	0.022	0.079	0.012	0.917	0.111	0.008	0.001
<i>Clupeidae</i>	0.079	0.009	0.000	0.000	0.079	0.009	1.449	0.140	0.008	0.001
<i>Clupea harengus</i>	0.153	0.015	0.000	0.000	0.153	0.015	2.324	0.176	0.014	0.002
<i>Zenopsis conchifera</i>	<0.001	<0.001	0.000	0.000	<0.001	<0.001	0.041	0.024	<0.001	<0.001
<i>Cyclopterus lumpus</i>	0.083	0.016	0.000	0.000	0.083	0.016	0.697	0.097	0.011	0.002
<i>Scomber scombrus</i>	0.514	0.264	0.061	0.040	0.448	0.243	0.940	0.113	0.032	0.015
<i>Sebastes sp</i>	2.454	0.402	2.925	0.468	0.241	0.036	1.875	0.149	0.036	0.014
<i>Macrozoarces americanus</i>	3.593	0.242	0.036	0.032	3.554	0.240	19.728	0.465	0.307	0.014
<i>Pollachius virens</i>	23.947	2.689	24.795	2.494	0.437	0.160	0.185	0.039	0.015	0.004
<i>Cottidae</i>	8.324	0.522	0.000	0.000	8.324	0.522	22.918	0.491	0.671	0.038

<i>Hemitripterus americanus</i>	11.090	0.560	0.000	0.000	11.090	0.560	28.595	0.528	0.851	0.039
<i>Stenotomus chrysops</i>	<0.001	<0.001	0.000	0.000	<0.001	<0.001	0.014	0.014	<0.001	<0.001
<i>Centropristis striata</i>	0.014	0.004	0.002	0.002	0.012	0.004	0.328	0.067	0.001	<0.001
<i>Triglidae sp</i>	0.127	0.023	0.000	0.000	0.127	0.023	1.326	0.134	0.012	0.003
<i>Mustelus, squalus sp</i>	4.126	0.872	0.001	0.001	4.124	0.872	3.582	0.217	0.295	0.039
<i>Squalus acanthias</i>	21.754	3.700	0.000	0.000	21.754	3.700	21.724	0.482	0.948	0.060
<i>Squaliformes</i>	0.204	0.107	0.000	0.000	0.204	0.107	0.260	0.060	0.016	0.007
<i>Rajidae</i>	564.600	12.941	141.746	5.583	414.302	10.674	58.458	0.524	19.784	0.301
<i>Raja laevis</i>	13.339	1.572	0.001	0.001	13.338	1.572	8.176	0.320	0.658	0.057
<i>Raja eglantera</i>	0.102	0.070	0.000	0.000	0.102	0.070	0.109	0.039	0.007	0.004
<i>Morone saxatilis</i>	0.247	0.149	0.000	0.000	0.247	0.149	0.137	0.043	0.014	0.008
<i>Tautoga onitis</i>	0.009	0.003	0.000	0.000	0.009	0.003	0.164	0.047	<0.001	<0.001
<i>Lamna nasus</i>	0.198	0.109	0.000	0.000	0.198	0.109	0.055	0.027	0.017	0.011
<i>Cetorhinus maximus</i>	0.684	0.684	0.000	0.000	0.684	0.684	0.014	0.014	0.014	0.014
<i>Merluccius spp</i>	1.846	0.315	0.680	0.288	1.115	0.054	11.881	0.378	0.093	0.007
<i>Anarhichas lupus</i>	1.294	0.105	1.192	0.098	0.028	0.006	0.399	0.074	0.003	<0.001
<i>Petromyzontidae</i>	<0.001	<0.001	0.000	0.000	<0.001	<0.001	0.014	0.014	<0.001	<0.001

<i>Torpedo nobiliana</i>	0.070	0.029	0.000	0.000	0.070	0.029	0.123	0.041	0.005	0.002
<i>Homarus americanus</i>	29.119	0.720	19.122	0.429	9.593	0.394	15.888	0.305	0.825	0.032
<i>Patinopecten, placopecten sp</i>	4.148	0.719	3.221	0.625	0.673	0.197	1.100	0.122	0.042	0.011
<i>Loligo pealei</i>	0.198	0.025	0.011	0.005	0.186	0.025	2.430	0.180	0.014	0.002
<i>Illex illecebrosus</i>	0.199	0.031	<0.001	<0.001	0.199	0.031	1.887	0.159	0.020	0.004
<i>Squid</i>	0.240	0.031	0.000	0.000	0.240	0.031	1.887	0.159	0.020	0.003
<i>Berycidae</i>	<0.001	<0.001	<0.001	<0.001	0.000	0.000	0.000	0.000	0.000	0.000

Table 29. Summary catch per unit effort (CPUE in lbs/tow-hour) statistics for all species pooled over all tows where some catch data were reported (N=7,911). Note that samples sizes can be as low as 7,332 tows for total catch/tow and discard/tow (see sampling effort information in Table 17). (SE=standard error.)

<i>Scientific name</i>	Mean catch CPUE	SE catch CPUE	Mean kept CPUE	SE kept CPUE	Mean discard CPUE	SE discard CPUE
<i>Lophius americanus</i>	88.465	1.860	83.349	1.708	3.152	0.116
<i>Pomatomus saltatrix</i>	0.283	0.181	0.218	0.167	0.048	0.015
<i>Peprilus triacanthus</i>	0.088	0.059	<0.001	<0.001	0.088	0.059
<i>Gadus morhua</i>	86.630	5.424	85.939	5.203	4.667	1.466
<i>Tautoglabrus adspersus</i>	0.088	0.009	0.000	0.000	0.088	0.009
<i>Brosme brosme</i>	0.242	0.017	0.225	0.016	0.020	0.004
<i>Pleuronectes americanus</i>	50.512	2.005	47.419	1.864	0.304	0.146
<i>Paralichthys dentatus</i>	1.010	0.090	0.418	0.052	0.567	0.069
<i>Glyptocephalus cynoglossus</i>	14.731	0.340	13.789	0.310	0.886	0.026
<i>Pleuronectes ferrugineus</i>	35.124	1.321	32.543	1.197	0.996	0.081
<i>Hippoglossoides platessoides</i>	15.903	0.413	14.169	0.354	1.499	0.127
<i>Scophthalmus aquosus</i>	2.069	0.221	0.257	0.035	1.796	0.199
<i>Paralichthys oblongus</i>	0.093	0.009	0.000	0.000	0.093	0.009

<i>Trinectes maculatus</i>	<0.001	<0.001	<0.001	<0.001	<0.001	<0.001
<i>Macrouridae</i>	<0.001	<0.001	0.000	0.000	<0.001	<0.001
<i>Melanogrammus aeglefinus</i>	99.752	11.967	95.548	11.145	4.121	0.470
<i>Urophycis sp</i>	5.794	0.319	5.662	0.301	0.361	0.030
<i>Hippoglossus hippoglossus</i>	0.081	0.029	0.048	0.026	0.030	0.005
<i>Clupeidae</i>	0.024	0.003	0.000	0.000	0.024	0.003
<i>Clupea harengus</i>	0.054	0.006	0.000	0.000	0.054	0.006
<i>Zenopsis conchifera</i>	<0.001	<0.001	0.000	0.000	<0.001	<0.001
<i>Cyclopterus lumpus</i>	0.030	0.006	0.000	0.000	0.030	0.006
<i>Scomber scombrus</i>	0.306	0.170	0.044	0.038	0.258	0.135
<i>Sebastes sp</i>	2.178	0.629	2.424	0.607	0.136	0.042
<i>Macrozoarces americanus</i>	1.814	0.168	0.018	0.016	1.795	0.167
<i>Pollachius virens</i>	10.158	1.228	10.709	1.156	0.174	0.057
<i>Cottidae</i>	5.082	0.305	0.000	0.000	5.082	0.305
<i>Hemitripterus americanus</i>	5.596	0.286	0.000	0.000	5.596	0.286
<i>Stenotomus chrysops</i>	<0.001	<0.001	0.000	0.000	<0.001	<0.001
<i>Centropristis striata</i>	0.006	0.002	<0.001	<0.001	0.005	0.002

<i>Triglidae sp</i>	0.068	0.011	0.000	0.000	0.068	0.011
<i>Mustelus, squalus sp</i>	1.450	0.293	<0.001	<0.001	1.449	0.293
<i>Squalus acanthias</i>	8.395	1.207	0.000	0.000	8.395	1.207
<i>Squaliformes</i>	0.082	0.039	0.000	0.000	0.082	0.039
<i>Rajidae</i>	310.591	9.741	58.842	2.672	248.600	8.795
<i>Raja laevis</i>	6.083	0.835	<0.001	<0.001	6.083	0.835
<i>Raja eglanteria</i>	0.026	0.018	0.000	0.000	0.026	0.018
<i>Morone saxatilis</i>	0.158	0.089	0.000	0.000	0.158	0.089
<i>Tautoga onitis</i>	0.005	0.002	0.000	0.000	0.005	0.002
<i>Lamna nasus</i>	0.128	0.083	0.000	0.000	0.128	0.083
<i>Cetorhinus maximus</i>	0.239	0.239	0.000	0.000	0.239	0.239
<i>Merluccius spp</i>	0.589	0.107	0.228	0.098	0.345	0.018
<i>Anarhichas lupus</i>	0.459	0.041	0.425	0.038	0.008	0.002
<i>Petromyzontidae</i>	<0.001	<0.001	0.000	0.000	<0.001	<0.001
<i>Torpedo nobiliana</i>	0.025	0.010	0.000	0.000	0.025	0.010
<i>Homarus americanus</i>	11.445	0.350	7.462	0.203	3.812	0.214
<i>Patinopecten, placopecten sp</i>	1.736	0.265	1.340	0.227	0.291	0.091

<i>Loligo pealei</i>	0.105	0.019	0.004	0.002	0.101	0.019
<i>Illex illecebrosus</i>	0.100	0.018	<0.001	<0.001	0.099	0.018
<i>Squid</i>	0.241	0.035	0.000	0.000	0.241	0.035
<i>Berycidae</i>	<0.001	<0.001	<0.001	<0.001	0.000	0.000

Table 30. Summary catch statistics for all species by fishing vessel pooled over all tows where some catch data were reported (N=7,911). Note that samples sizes can be as low as 7,332 tows for total catch/tow and discard/tow (see sampling effort information in Table 23). (SE=standard error.)

<i>Scientific name</i>	Mean catch lbs/tow	SE catch	Mean kept lbs/tow	SE kept	Mean discard lbs/tow	SE discard	Mean percent species discard	SE percent discard	Mean percent catch discard	SE percent catch discard
<i>Vessel 1</i>										
<i>Lophius americanus</i>	401.670	27.831	396.181	27.647	5.489	0.701	1.780	0.491	0.479	0.065
<i>Pomatomus saltatrix</i>	0.000	0.000	0.000	0.000	0.000	0.000	0.000	0.000	0.000	0.000
<i>Peprilus triacanthus</i>	0.000	0.000	0.000	0.000	0.000	0.000	0.000	0.000	0.000	0.000
<i>Gadus morhua</i>	93.757	9.776	93.664	9.778	0.093	0.061	0.587	0.452	0.005	0.003
<i>Tautoglabrus adspersus</i>	0.000	0.000	0.000	0.000	0.000	0.000	0.000	0.000	0.000	0.000
<i>Brosme brosme</i>	0.478	0.277	0.478	0.277	0.000	0.000	0.000	0.000	0.000	0.000
<i>Pleuronectes americanus</i>	65.211	11.221	65.207	11.221	0.004	0.004	0.004	0.004	<0.001	<0.001
<i>Paralichthys dentatus</i>	4.877	1.559	0.000	0.000	4.877	1.559	5.727	1.546	0.271	0.089
<i>Glyptocephalus cynoglossus</i>	98.251	6.940	94.806	6.756	3.445	0.433	2.649	0.392	0.279	0.033
<i>Pleuronectes ferrugineus</i>	151.646	26.373	154.696	26.343	1.133	0.479	0.133	0.033	0.064	0.021

<i>Hippoglossoides platessoides</i>	127.515	10.417	124.850	10.291	2.665	0.275	1.865	0.207	0.231	0.023
<i>Scophthalmus aquosus</i>	0.154	0.110	0.000	0.000	0.154	0.110	0.881	0.622	0.007	0.005
<i>Paralichthys oblongus</i>	0.040	0.020	0.000	0.000	0.040	0.020	1.762	0.875	0.002	0.001
<i>Trinectes maculatus</i>	0.000	0.000	0.000	0.000	0.000	0.000	0.000	0.000	0.000	0.000
<i>Macrouridae</i>	0.000	0.000	0.000	0.000	0.000	0.000	0.000	0.000	0.000	0.000
<i>Melanogrammus aeglefinus</i>	2.584	0.869	2.355	0.853	0.229	0.106	2.050	0.843	0.017	0.008
<i>Urophycis sp</i>	9.315	1.535	7.839	1.361	1.476	0.463	4.389	1.219	0.114	0.036
<i>Hippoglossus hippoglossus</i>	0.000	0.000	0.000	0.000	0.000	0.000	0.000	0.000	0.000	0.000
<i>Clupeidae</i>	0.057	0.045	0.000	0.000	0.057	0.045	1.322	0.760	0.005	0.004
<i>Clupea harengus</i>	0.000	0.000	0.000	0.000	0.000	0.000	0.000	0.000	0.000	0.000
<i>Zenopsis conchifera</i>	0.000	0.000	0.000	0.000	0.000	0.000	0.000	0.000	0.000	0.000
<i>Cyclopterus lumpus</i>	0.000	0.000	0.000	0.000	0.000	0.000	0.000	0.000	0.000	0.000
<i>Scomber scombrus</i>	0.000	0.000	0.000	0.000	0.000	0.000	0.000	0.000	0.000	0.000
<i>Sebastes sp</i>	0.026	0.019	0.000	0.000	0.026	0.019	0.881	0.622	0.002	0.001
<i>Macrozoarces americanus</i>	1.493	0.436	0.000	0.000	1.493	0.436	11.013	2.082	0.134	0.041
<i>Pollachius virens</i>	9.309	5.552	9.309	5.552	0.000	0.000	0.000	0.000	0.000	0.000
<i>Cottidae</i>	8.480	1.765	0.000	0.000	8.480	1.765	12.775	2.221	0.716	0.196

<i>Hemitripterus americanus</i>	2.075	0.557	0.000	0.000	2.075	0.557	9.692	1.968	0.165	0.045
<i>Stenotomus chrysops</i>	0.000	0.000	0.000	0.000	0.000	0.000	0.000	0.000	0.000	0.000
<i>Centropristis striata</i>	0.004	0.004	0.000	0.000	0.004	0.004	0.441	0.441	<0.001	<0.001
<i>Triglidae sp</i>	0.000	0.000	0.000	0.000	0.000	0.000	0.000	0.000	0.000	0.000
<i>Mustelus, squalus sp</i>	0.000	0.000	0.000	0.000	0.000	0.000	0.000	0.000	0.000	0.000
<i>Squalus acanthias</i>	3.141	2.256	0.000	0.000	3.141	2.256	3.524	1.227	0.220	0.153
<i>Squaliformes</i>	0.000	0.000	0.000	0.000	0.000	0.000	0.000	0.000	0.000	0.000
<i>Rajidae</i>	341.894	35.808	127.801	16.654	214.093	21.811	57.934	2.778	13.071	1.074
<i>Raja laevis</i>	0.322	0.127	0.000	0.000	0.322	0.127	3.524	1.227	0.025	0.010
<i>Raja eglanteria</i>	0.000	0.000	0.000	0.000	0.000	0.000	0.000	0.000	0.000	0.000
<i>Morone saxatilis</i>	0.000	0.000	0.000	0.000	0.000	0.000	0.000	0.000	0.000	0.000
<i>Tautoga onitis</i>	0.000	0.000	0.000	0.000	0.000	0.000	0.000	0.000	0.000	0.000
<i>Lamna nasus</i>	0.000	0.000	0.000	0.000	0.000	0.000	0.000	0.000	0.000	0.000
<i>Cetorhinus maximus</i>	0.000	0.000	0.000	0.000	0.000	0.000	0.000	0.000	0.000	0.000
<i>Merluccius spp</i>	0.626	0.291	0.000	0.000	0.626	0.291	5.286	1.488	0.040	0.018
<i>Anarhichas lupus</i>	2.562	0.595	2.562	0.595	0.000	0.000	0.000	0.000	0.000	0.000
<i>Petromyzontidae</i>	0.000	0.000	0.000	0.000	0.000	0.000	0.000	0.000	0.000	0.000

<i>Torpedo nobiliana</i>	0.000	0.000	0.000	0.000	0.000	0.000	0.000	0.000	0.000	0.000
<i>Homarus americanus</i>	38.476	4.399	28.868	3.122	9.608	1.798	11.611	1.344	0.861	0.147
<i>Patinopecten, placopecten sp</i>	0.000	0.000	0.000	0.000	0.000	0.000	0.000	0.000	0.000	0.000
<i>Loligo pealei</i>	0.031	0.014	0.000	0.000	0.031	0.014	2.203	0.976	0.002	0.001
<i>Illex illecebrosus</i>	0.000	0.000	0.000	0.000	0.000	0.000	0.000	0.000	0.000	0.000
<i>Squid</i>	0.000	0.000	0.000	0.000	0.000	0.000	0.000	0.000	0.000	0.000
<i>Berycidae</i>	0.000	0.000	0.000	0.000	0.000	0.000	0.000	0.000	0.000	0.000
<i>Vessel 2</i>										
<i>Lophius americanus</i>	192.370	36.312	180.556	35.502	11.815	2.086	10.542	3.678	1.496	0.267
<i>Pomatomus saltatrix</i>	0.000	0.000	0.000	0.000	0.000	0.000	0.000	0.000	0.000	0.000
<i>Peprilus triacanthus</i>	0.000	0.000	0.000	0.000	0.000	0.000	0.000	0.000	0.000	0.000
<i>Gadus morhua</i>	151.259	39.979	151.185	39.988	0.074	0.074	0.337	0.337	0.017	0.017
<i>Tautoglabrus adspersus</i>	0.000	0.000	0.000	0.000	0.000	0.000	0.000	0.000	0.000	0.000
<i>Brosme brosme</i>	1.556	0.529	0.000	0.000	1.556	0.529	25.926	8.594	0.258	0.106
<i>Pleuronectes americanus</i>	0.000	0.000	0.000	0.000	0.000	0.000	0.000	0.000	0.000	0.000
<i>Paralichthys dentatus</i>	0.000	0.000	0.000	0.000	0.000	0.000	0.000	0.000	0.000	0.000

<i>Glyptocephalus cynoglossus</i>	35.963	7.626	33.111	7.185	2.852	1.452	6.322	3.904	0.331	0.168
<i>Pleuronectes ferrugineus</i>	0.000	0.000	0.000	0.000	0.000	0.000	0.000	0.000	0.000	0.000
<i>Hippoglossoides platessoides</i>	13.154	3.646	13.154	3.646	0.000	0.000	0.000	0.000	0.000	0.000
<i>Scophthalmus aquosus</i>	0.000	0.000	0.000	0.000	0.000	0.000	0.000	0.000	0.000	0.000
<i>Paralichthys oblongus</i>	0.000	0.000	0.000	0.000	0.000	0.000	0.000	0.000	0.000	0.000
<i>Trinectes maculatus</i>	0.000	0.000	0.000	0.000	0.000	0.000	0.000	0.000	0.000	0.000
<i>Macrouridae</i>	0.000	0.000	0.000	0.000	0.000	0.000	0.000	0.000	0.000	0.000
<i>Melanogrammus aeglefinus</i>	30.222	5.671	26.519	5.076	3.704	1.098	14.410	5.200	0.392	0.117
<i>Urophycis sp</i>	57.593	14.238	53.815	14.055	3.778	1.390	20.750	6.796	0.620	0.244
<i>Hippoglossus hippoglossus</i>	0.296	0.296	0.000	0.000	0.296	0.296	3.704	3.704	0.050	0.050
<i>Clupeidae</i>	1.815	1.352	0.000	0.000	1.815	1.352	11.111	6.163	0.231	0.176
<i>Clupea harengus</i>	0.000	0.000	0.000	0.000	0.000	0.000	0.000	0.000	0.000	0.000
<i>Zenopsis conchifera</i>	0.000	0.000	0.000	0.000	0.000	0.000	0.000	0.000	0.000	0.000
<i>Cyclopterus lumpus</i>	0.000	0.000	0.000	0.000	0.000	0.000	0.000	0.000	0.000	0.000
<i>Scomber scombrus</i>	0.148	0.148	0.000	0.000	0.148	0.148	3.704	3.704	0.018	0.018
<i>Sebastes sp</i>	14.963	5.494	12.815	5.130	2.148	0.594	30.185	7.641	0.301	0.101
<i>Macrozoarces americanus</i>	1.148	0.577	0.000	0.000	1.148	0.577	29.630	8.955	0.225	0.109

<i>Pollachius virens</i>	279.259	103.451	279.259	103.451	0.000	0.000	0.000	0.000	0.000	0.000
<i>Cottidae</i>	0.074	0.074	0.000	0.000	0.074	0.074	3.704	3.704	0.013	0.013
<i>Hemitripterus americanus</i>	3.111	1.031	0.000	0.000	3.111	1.031	44.444	9.745	0.552	0.188
<i>Stenotomus chrysops</i>	0.000	0.000	0.000	0.000	0.000	0.000	0.000	0.000	0.000	0.000
<i>Centropristis striata</i>	0.000	0.000	0.000	0.000	0.000	0.000	0.000	0.000	0.000	0.000
<i>Triglidae sp</i>	0.111	0.111	0.000	0.000	0.111	0.111	3.704	3.704	0.011	0.011
<i>Mustelus, squalus sp</i>	0.000	0.000	0.000	0.000	0.000	0.000	0.000	0.000	0.000	0.000
<i>Squalus acanthias</i>	61.926	14.607	0.000	0.000	61.926	14.607	88.889	6.163	7.026	1.504
<i>Squaliformes</i>	0.000	0.000	0.000	0.000	0.000	0.000	0.000	0.000	0.000	0.000
<i>Rajidae</i>	34.074	9.835	0.000	0.000	34.074	9.835	74.074	8.594	4.256	1.564
<i>Raja laevis</i>	0.000	0.000	0.000	0.000	0.000	0.000	0.000	0.000	0.000	0.000
<i>Raja eglantera</i>	0.000	0.000	0.000	0.000	0.000	0.000	0.000	0.000	0.000	0.000
<i>Morone saxatilis</i>	0.000	0.000	0.000	0.000	0.000	0.000	0.000	0.000	0.000	0.000
<i>Tautoga onitis</i>	0.000	0.000	0.000	0.000	0.000	0.000	0.000	0.000	0.000	0.000
<i>Lamna nasus</i>	0.000	0.000	0.000	0.000	0.000	0.000	0.000	0.000	0.000	0.000
<i>Cetorhinus maximus</i>	0.000	0.000	0.000	0.000	0.000	0.000	0.000	0.000	0.000	0.000
<i>Merluccius spp</i>	1.519	0.635	0.000	0.000	1.519	0.635	22.222	8.153	0.194	0.088

<i>Anarhichas lupus</i>	4.926	1.219	4.185	1.085	0.741	0.741	3.704	3.704	0.101	0.101
<i>Petromyzontidae</i>	0.000	0.000	0.000	0.000	0.000	0.000	0.000	0.000	0.000	0.000
<i>Torpedo nobiliana</i>	0.000	0.000	0.000	0.000	0.000	0.000	0.000	0.000	0.000	0.000
<i>Homarus americanus</i>	55.630	16.041	44.741	14.355	10.889	4.037	23.375	5.969	1.471	0.513
<i>Patinopecten, placopecten sp</i>	0.000	0.000	0.000	0.000	0.000	0.000	0.000	0.000	0.000	0.000
<i>Loligo pealei</i>	0.000	0.000	0.000	0.000	0.000	0.000	0.000	0.000	0.000	0.000
<i>Illex illecebrosus</i>	0.000	0.000	0.000	0.000	0.000	0.000	0.000	0.000	0.000	0.000
<i>Squid</i>	0.074	0.051	0.000	0.000	0.074	0.051	7.407	5.136	0.016	0.014
<i>Berycidae</i>	0.000	0.000	0.000	0.000	0.000	0.000	0.000	0.000	0.000	0.000
<i>Vessel 3</i>										
<i>Lophius americanus</i>	211.419	11.650	202.879	11.476	8.540	0.607	7.999	0.629	0.698	0.048
<i>Pomatomus saltatrix</i>	0.847	0.513	0.847	0.513	0.000	0.000	0.000	0.000	0.000	0.000
<i>Peprilus triacanthus</i>	0.005	0.002	0.000	0.000	0.005	0.002	0.369	0.165	<0.001	<0.001
<i>Gadus morhua</i>	109.400	6.324	106.737	6.304	2.663	0.261	4.577	0.405	0.331	0.050
<i>Tautogolabrus adspersus</i>	0.139	0.031	0.000	0.000	0.139	0.031	2.360	0.412	0.015	0.004
<i>Brosme brosme</i>	1.368	0.140	1.365	0.140	0.004	0.004	0.074	0.074	<0.001	<0.001

<i>Pleuronectes americanus</i>	71.393	5.206	71.375	5.206	0.018	0.007	0.039	0.021	0.003	0.001
<i>Paralichthys dentatus</i>	4.047	0.451	2.440	0.333	1.608	0.298	4.428	0.552	0.201	0.049
<i>Glyptocephalus cynoglossus</i>	20.227	1.106	18.774	1.037	1.452	0.120	3.156	0.238	0.157	0.013
<i>Pleuronectes ferrugineus</i>	86.613	6.506	82.715	6.013	3.897	0.792	1.042	0.123	0.219	0.032
<i>Hippoglossoides platessoides</i>	26.688	1.553	20.210	1.084	6.478	0.996	6.019	0.510	0.491	0.068
<i>Scophthalmus aquosus</i>	9.513	1.439	1.497	0.234	8.015	1.267	13.083	0.887	0.432	0.057
<i>Paralichthys oblongus</i>	0.164	0.026	0.000	0.000	0.164	0.026	4.130	0.541	0.012	0.002
<i>Trinectes maculatus</i>	0.000	0.000	0.000	0.000	0.000	0.000	0.000	0.000	0.000	0.000
<i>Macrouridae</i>	0.004	0.004	0.000	0.000	0.004	0.004	0.074	0.074	<0.001	<0.001
<i>Melanogrammus aeglefinus</i>	154.472	12.611	139.176	11.918	15.296	2.073	7.298	0.494	1.089	0.102
<i>Urophycis sp</i>	30.681	2.477	29.661	2.468	1.020	0.153	5.573	0.601	0.082	0.014
<i>Hippoglossus hippoglossus</i>	0.194	0.075	0.090	0.071	0.104	0.025	1.475	0.327	0.016	0.006
<i>Clupeidae</i>	0.036	0.012	0.000	0.000	0.036	0.012	0.737	0.232	0.004	0.001
<i>Clupea harengus</i>	0.319	0.059	0.000	0.000	0.319	0.059	3.614	0.507	0.034	0.007
<i>Zenopsis conchifera</i>	0.000	0.000	0.000	0.000	0.000	0.000	0.000	0.000	0.000	0.000
<i>Cyclopterus lumpus</i>	0.003	0.003	0.000	0.000	0.003	0.003	0.074	0.074	<0.001	<0.001
<i>Scomber scombrus</i>	0.195	0.061	0.000	0.000	0.195	0.061	1.770	0.358	0.023	0.008

<i>Sebastes sp</i>	1.709	0.335	1.489	0.303	0.220	0.052	1.388	0.261	0.025	0.006
<i>Macrozoarces americanus</i>	3.776	0.309	0.015	0.015	3.761	0.308	22.714	1.138	0.433	0.039
<i>Pollachius virens</i>	11.267	1.204	11.064	1.148	0.204	0.091	0.574	0.176	0.014	0.005
<i>Cottidae</i>	11.969	0.832	0.000	0.000	11.969	0.832	35.619	1.301	1.075	0.083
<i>Hemitripterus americanus</i>	6.029	0.293	0.000	0.000	6.029	0.293	38.643	1.323	0.683	0.051
<i>Stenotomus chrysops</i>	0.000	0.000	0.000	0.000	0.000	0.000	0.000	0.000	0.000	0.000
<i>Centropristis striata</i>	0.012	0.008	0.000	0.000	0.012	0.008	0.442	0.180	0.002	<0.001
<i>Triglidae sp</i>	0.121	0.029	0.000	0.000	0.121	0.029	1.549	0.335	0.005	0.001
<i>Mustelus, squalus sp</i>	7.204	3.669	0.006	0.006	7.198	3.669	5.236	0.605	0.415	0.117
<i>Squalus acanthias</i>	15.491	4.974	0.000	0.000	15.491	4.974	17.404	1.030	0.788	0.125
<i>Squaliformes</i>	0.586	0.536	0.000	0.000	0.586	0.536	0.295	0.147	0.034	0.031
<i>Rajidae</i>	567.739	27.782	32.818	5.441	534.922	25.983	85.548	0.886	29.891	0.833
<i>Raja laevis</i>	0.957	0.166	0.000	0.000	0.957	0.166	3.392	0.492	0.080	0.014
<i>Raja eglanteria</i>	0.000	0.000	0.000	0.000	0.000	0.000	0.000	0.000	0.000	0.000
<i>Morone saxatilis</i>	0.295	0.295	0.000	0.000	0.295	0.295	0.074	0.074	0.042	0.042
<i>Tautoga onitis</i>	0.011	0.006	0.000	0.000	0.011	0.006	0.221	0.128	<0.001	<0.001
<i>Lamna nasus</i>	0.000	0.000	0.000	0.000	0.000	0.000	0.000	0.000	0.000	0.000

<i>Cetorhinus maximus</i>	0.000	0.000	0.000	0.000	0.000	0.000	0.000	0.000	0.000	0.000
<i>Merluccius spp</i>	1.584	0.287	0.505	0.225	1.080	0.173	9.541	0.795	0.093	0.015
<i>Anarhichas lupus</i>	1.424	0.192	1.421	0.192	0.004	0.004	0.074	0.074	<0.001	<0.001
<i>Petromyzontidae</i>	0.000	0.000	0.000	0.000	0.000	0.000	0.000	0.000	0.000	0.000
<i>Torpedo nobiliana</i>	0.081	0.053	0.000	0.000	0.081	0.053	0.221	0.128	0.012	0.009
<i>Homarus americanus</i>	25.076	1.294	17.052	0.944	8.277	0.505	18.469	0.804	0.950	0.092
<i>Patinopecten, placopecten sp</i>	6.763	1.355	5.652	1.112	1.111	0.770	0.736	0.232	0.054	0.030
<i>Loligo pealei</i>	0.278	0.093	0.000	0.000	0.278	0.093	1.770	0.358	0.032	0.011
<i>Illex illecebrosus</i>	0.282	0.051	0.000	0.000	0.282	0.051	3.687	0.512	0.043	0.009
<i>Squid</i>	0.824	0.152	0.000	0.000	0.824	0.152	3.835	0.522	0.067	0.013
<i>Berycidae</i>	0.001	0.001	0.001	0.001	0.000	0.000	0.000	0.000	0.000	0.000
<i>Vessel 4</i>										
<i>Lophius americanus</i>	182.264	18.687	148.349	12.888	5.710	0.739	3.221	0.257	0.611	0.068
<i>Pomatomus saltatrix</i>	0.000	0.000	0.000	0.000	0.000	0.000	0.000	0.000	0.000	0.000
<i>Peprilus triacanthus</i>	0.000	0.000	0.000	0.000	0.000	0.000	0.000	0.000	0.000	0.000
<i>Gadus morhua</i>	399.614	68.833	370.037	34.285	3.841	0.467	1.844	0.275	0.417	0.069

<i>Tautogolabrus adspersus</i>	0.000	0.000	0.000	0.000	0.000	0.000	0.000	0.000	0.000	0.000
<i>Brosme brosme</i>	0.328	0.328	2.472	0.720	0.000	0.000	0.000	0.000	0.000	0.000
<i>Pleuronectes americanus</i>	0.000	0.000	0.000	0.000	0.000	0.000	0.000	0.000	0.000	0.000
<i>Paralichthys dentatus</i>	0.000	0.000	0.000	0.000	0.000	0.000	0.000	0.000	0.000	0.000
<i>Glyptocephalus cynoglossus</i>	61.743	5.809	51.019	3.817	6.271	0.691	10.368	1.047	0.623	0.080
<i>Pleuronectes ferrugineus</i>	4.500	4.500	57.031	15.006	0.214	0.214	0.068	0.068	0.000	0.000
<i>Hippoglossoides platessoides</i>	261.522	50.841	139.238	21.901	20.145	4.660	7.280	0.769	1.500	0.241
<i>Scophthalmus aquosus</i>	0.000	0.000	0.000	0.000	0.000	0.000	0.000	0.000	0.000	0.000
<i>Paralichthys oblongus</i>	0.000	0.000	0.000	0.000	0.000	0.000	0.000	0.000	0.000	0.000
<i>Trinectes maculatus</i>	0.000	0.000	0.000	0.000	0.000	0.000	0.000	0.000	0.000	0.000
<i>Macrouridae</i>	0.000	0.000	0.000	0.000	0.000	0.000	0.000	0.000	0.000	0.000
<i>Melanogrammus aeglefinus</i>	57.943	8.423	76.743	5.523	2.800	0.443	4.481	0.648	0.297	0.060
<i>Urophycis sp</i>	31.371	6.871	39.111	6.828	2.435	0.475	8.202	1.928	0.227	0.045
<i>Hippoglossus hippoglossus</i>	0.000	0.000	0.000	0.000	0.000	0.000	0.000	0.000	0.000	0.000
<i>Clupeidae</i>	0.000	0.000	0.000	0.000	0.000	0.000	0.000	0.000	0.000	0.000
<i>Clupea harengus</i>	0.000	0.000	0.000	0.000	0.000	0.000	0.000	0.000	0.000	0.000
<i>Zenopsis conchifera</i>	0.000	0.000	0.000	0.000	0.000	0.000	0.000	0.000	0.000	0.000

<i>Cyclopterus lumpus</i>	0.000	0.000	0.000	0.000	0.000	0.000	0.000	0.000	0.000	0.000
<i>Scomber scombrus</i>	0.000	0.000	0.000	0.000	0.000	0.000	0.000	0.000	0.000	0.000
<i>Sebastes sp</i>	14.014	8.987	38.469	15.086	0.464	0.248	0.791	0.594	0.029	0.018
<i>Macrozoarces americanus</i>	0.000	0.000	0.000	0.000	0.000	0.000	0.000	0.000	0.000	0.000
<i>Pollachius virens</i>	94.230	21.764	73.909	11.590	1.086	0.420	0.978	0.549	0.069	0.026
<i>Cottidae</i>	0.000	0.000	0.000	0.000	0.000	0.000	0.000	0.000	0.000	0.000
<i>Hemitripteris americanus</i>	0.000	0.000	0.000	0.000	0.000	0.000	0.000	0.000	0.000	0.000
<i>Stenotomus chrysops</i>	0.000	0.000	0.000	0.000	0.000	0.000	0.000	0.000	0.000	0.000
<i>Centropristis striata</i>	0.000	0.000	0.000	0.000	0.000	0.000	0.000	0.000	0.000	0.000
<i>Triglidae sp</i>	0.000	0.000	0.000	0.000	0.000	0.000	0.000	0.000	0.000	0.000
<i>Mustelus, squalus sp</i>	17.464	7.833	0.000	0.000	17.464	7.833	40.580	5.955	1.379	0.455
<i>Squalus acanthias</i>	28.406	11.699	0.000	0.000	28.406	11.699	31.884	5.651	2.332	0.899
<i>Squaliformes</i>	0.000	0.000	0.000	0.000	0.000	0.000	0.000	0.000	0.000	0.000
<i>Rajidae</i>	17.859	3.966	0.014	0.014	17.826	3.967	72.196	5.404	1.512	0.338
<i>Raja laevis</i>	0.000	0.000	0.000	0.000	0.000	0.000	0.000	0.000	0.000	0.000
<i>Raja eglantheria</i>	0.000	0.000	0.000	0.000	0.000	0.000	0.000	0.000	0.000	0.000
<i>Morone saxatilis</i>	0.000	0.000	0.000	0.000	0.000	0.000	0.000	0.000	0.000	0.000

<i>Tautoga onitis</i>	0.000	0.000	0.000	0.000	0.000	0.000	0.000	0.000	0.000	0.000
<i>Lamna nasus</i>	0.000	0.000	0.000	0.000	0.000	0.000	0.000	0.000	0.000	0.000
<i>Cetorhinus maximus</i>	0.000	0.000	0.000	0.000	0.000	0.000	0.000	0.000	0.000	0.000
<i>Merluccius spp</i>	6.696	1.539	0.000	0.000	6.696	1.539	68.116	5.651	0.571	0.087
<i>Anarhichas lupus</i>	2.696	1.594	1.463	0.721	0.000	0.000	0.000	0.000	0.000	0.000
<i>Petromyzontidae</i>	0.000	0.000	0.000	0.000	0.000	0.000	0.000	0.000	0.000	0.000
<i>Torpedo nobiliana</i>	0.000	0.000	0.000	0.000	0.000	0.000	0.000	0.000	0.000	0.000
<i>Homarus americanus</i>	14.855	1.405	15.350	1.360	1.797	0.240	13.916	1.788	0.175	0.026
<i>Patinopecten, placopecten sp</i>	0.000	0.000	0.000	0.000	0.000	0.000	0.000	0.000	0.000	0.000
<i>Loligo pealei</i>	0.000	0.000	0.000	0.000	0.000	0.000	0.000	0.000	0.000	0.000
<i>Illex illecebrosus</i>	0.000	0.000	0.000	0.000	0.000	0.000	0.000	0.000	0.000	0.000
<i>Squid</i>	0.000	0.000	0.000	0.000	0.000	0.000	0.000	0.000	0.000	0.000
<i>Berycidae</i>	0.000	0.000	0.000	0.000	0.000	0.000	0.000	0.000	0.000	0.000
<i>Vessel 5</i>										
<i>Lophius americanus</i>	21.641	5.458	20.538	5.259	1.103	0.626	9.327	5.060	0.202	0.110
<i>Pomatomus saltatrix</i>	0.000	0.000	0.000	0.000	0.000	0.000	0.000	0.000	0.000	0.000

<i>Peprilus triacanthus</i>	0.000	0.000	0.000	0.000	0.000	0.000	0.000	0.000	0.000	0.000
<i>Gadus morhua</i>	45.950	10.327	45.191	10.028	0.759	0.541	0.713	0.450	0.045	0.036
<i>Tautogolabrus adspersus</i>	0.000	0.000	0.000	0.000	0.000	0.000	0.000	0.000	0.000	0.000
<i>Brosme brosme</i>	0.000	0.000	0.000	0.000	0.000	0.000	0.000	0.000	0.000	0.000
<i>Pleuronectes americanus</i>	633.000	123.842	630.000	123.494	3.000	1.826	0.330	0.182	0.090	0.053
<i>Paralichthys dentatus</i>	0.000	0.000	0.000	0.000	0.000	0.000	0.000	0.000	0.000	0.000
<i>Glyptocephalus cynoglossus</i>	15.241	8.165	13.621	7.591	1.621	0.787	3.438	1.638	0.263	0.128
<i>Pleuronectes ferrugineus</i>	67.069	18.224	66.724	17.995	0.345	0.345	0.084	0.084	0.038	0.038
<i>Hippoglossoides platessoides</i>	22.069	11.751	19.828	10.892	2.241	1.098	3.599	2.171	0.431	0.241
<i>Scophthalmus aquosus</i>	1.448	0.538	0.000	0.000	1.448	0.538	31.034	8.743	0.053	0.018
<i>Paralichthys oblongus</i>	0.000	0.000	0.000	0.000	0.000	0.000	0.000	0.000	0.000	0.000
<i>Trinectes maculatus</i>	0.000	0.000	0.000	0.000	0.000	0.000	0.000	0.000	0.000	0.000
<i>Macrouridae</i>	0.000	0.000	0.000	0.000	0.000	0.000	0.000	0.000	0.000	0.000
<i>Melanogrammus aeglefinus</i>	13.284	4.309	12.870	4.275	0.414	0.287	1.592	1.105	0.009	0.007
<i>Urophycis sp</i>	2.483	0.897	0.414	0.414	2.069	0.759	35.345	8.905	0.200	0.081
<i>Hippoglossus hippoglossus</i>	1.276	0.618	0.000	0.000	1.276	0.618	13.793	6.517	0.100	0.056
<i>Clupeidae</i>	0.069	0.069	0.000	0.000	0.069	0.069	3.448	3.448	0.008	0.008

<i>Clupea harengus</i>	0.000	0.000	0.000	0.000	0.000	0.000	0.000	0.000	0.000	0.000
<i>Zenopsis conchifera</i>	0.000	0.000	0.000	0.000	0.000	0.000	0.000	0.000	0.000	0.000
<i>Cyclopterus lumpus</i>	0.000	0.000	0.000	0.000	0.000	0.000	0.000	0.000	0.000	0.000
<i>Scomber scombrus</i>	0.138	0.096	0.000	0.000	0.138	0.096	6.897	4.789	0.014	0.010
<i>Sebastes sp</i>	3.448	2.592	3.448	2.592	0.000	0.000	0.000	0.000	0.000	0.000
<i>Macrozoarces americanus</i>	9.517	1.549	0.000	0.000	9.517	1.549	79.310	7.655	0.876	0.227
<i>Pollachius virens</i>	0.552	0.396	0.552	0.396	0.000	0.000	0.000	0.000	0.000	0.000
<i>Cottidae</i>	32.000	6.781	0.000	0.000	32.000	6.781	93.103	4.789	1.232	0.189
<i>Hemitripterus americanus</i>	9.241	1.501	0.000	0.000	9.241	1.501	75.862	8.087	0.788	0.227
<i>Stenotomus chrysops</i>	0.000	0.000	0.000	0.000	0.000	0.000	0.000	0.000	0.000	0.000
<i>Centropristis striata</i>	0.000	0.000	0.000	0.000	0.000	0.000	0.000	0.000	0.000	0.000
<i>Triglidae sp</i>	0.793	0.551	0.000	0.000	0.793	0.551	10.345	5.755	0.031	0.021
<i>Mustelus, squalus sp</i>	11.897	3.589	0.000	0.000	11.897	3.589	55.172	9.398	1.662	0.588
<i>Squalus acanthias</i>	0.000	0.000	0.000	0.000	0.000	0.000	0.000	0.000	0.000	0.000
<i>Squaliformes</i>	0.000	0.000	0.000	0.000	0.000	0.000	0.000	0.000	0.000	0.000
<i>Rajidae</i>	1949.707	342.416	277.466	85.753	1672.241	291.976	82.485	3.279	47.185	3.825
<i>Raja laevis</i>	0.138	0.096	0.000	0.000	0.138	0.096	6.897	4.789	0.017	0.012

<i>Raja eglanteria</i>	0.000	0.000	0.000	0.000	0.000	0.000	0.000	0.000	0.000	0.000
<i>Morone saxatilis</i>	0.000	0.000	0.000	0.000	0.000	0.000	0.000	0.000	0.000	0.000
<i>Tautoga onitis</i>	0.000	0.000	0.000	0.000	0.000	0.000	0.000	0.000	0.000	0.000
<i>Lamna nasus</i>	0.000	0.000	0.000	0.000	0.000	0.000	0.000	0.000	0.000	0.000
<i>Cetorhinus maximus</i>	0.000	0.000	0.000	0.000	0.000	0.000	0.000	0.000	0.000	0.000
<i>Merluccius spp</i>	2.138	0.786	0.000	0.000	2.138	0.786	41.379	9.308	0.096	0.034
<i>Anarhichas lupus</i>	0.931	0.548	0.000	0.000	0.931	0.548	10.345	5.755	0.167	0.104
<i>Petromyzontidae</i>	0.000	0.000	0.000	0.000	0.000	0.000	0.000	0.000	0.000	0.000
<i>Torpedo nobiliana</i>	0.000	0.000	0.000	0.000	0.000	0.000	0.000	0.000	0.000	0.000
<i>Homarus americanus</i>	12.414	3.097	8.655	2.644	3.759	1.023	34.966	7.467	0.482	0.192
<i>Patinopecten, placopecten sp</i>	2.414	1.834	0.000	0.000	2.414	1.834	6.897	4.789	0.257	0.187
<i>Loligo pealei</i>	0.862	0.275	0.000	0.000	0.862	0.275	31.034	8.743	0.044	0.026
<i>Illex illecebrosus</i>	0.000	0.000	0.000	0.000	0.000	0.000	0.000	0.000	0.000	0.000
<i>Squid</i>	0.000	0.000	0.000	0.000	0.000	0.000	0.000	0.000	0.000	0.000
<i>Berycidae</i>	0.000	0.000	0.000	0.000	0.000	0.000	0.000	0.000	0.000	0.000
Vessel 6										

<i>Lophius americanus</i>	688.220	29.489	673.724	28.968	14.496	1.582	1.353	0.181	0.738	0.075
<i>Pomatomus saltatrix</i>	0.000	0.000	0.000	0.000	0.000	0.000	0.000	0.000	0.000	0.000
<i>Peprilus triacanthus</i>	0.015	0.010	0.000	0.000	0.015	0.010	0.295	0.208	<0.001	<0.001
<i>Gadus morhua</i>	92.689	9.173	92.660	9.173	0.029	0.014	0.066	0.050	0.001	<0.001
<i>Tautoglabrus adspersus</i>	0.007	0.007	0.000	0.000	0.007	0.007	0.147	0.147	<0.001	<0.001
<i>Brosme brosme</i>	0.161	0.035	0.000	0.000	0.161	0.035	3.387	0.695	0.009	0.002
<i>Pleuronectes americanus</i>	39.685	4.407	39.669	4.407	0.016	0.009	0.058	0.049	0.005	0.003
<i>Paralichthys dentatus</i>	0.791	0.281	0.538	0.260	0.253	0.110	1.915	0.526	0.016	0.007
<i>Glyptocephalus cynoglossus</i>	110.664	5.660	105.328	5.380	5.336	0.398	3.018	0.180	0.328	0.023
<i>Pleuronectes ferrugineus</i>	100.887	10.354	100.698	10.330	0.189	0.042	0.150	0.061	0.017	0.005
<i>Hippoglossoides platessoides</i>	89.083	4.821	86.211	4.715	2.872	0.229	2.536	0.183	0.194	0.015
<i>Scophthalmus aquosus</i>	0.153	0.038	0.022	0.014	0.131	0.035	2.504	0.600	0.012	0.004
<i>Paralichthys oblongus</i>	0.362	0.141	0.000	0.000	0.362	0.141	2.651	0.617	0.017	0.006
<i>Trinectes maculatus</i>	0.000	0.000	0.000	0.000	0.000	0.000	0.000	0.000	0.000	0.000
<i>Macrouridae</i>	0.000	0.000	0.000	0.000	0.000	0.000	0.000	0.000	0.000	0.000
<i>Melanogrammus aeglefinus</i>	63.008	19.219	61.805	18.766	1.204	0.517	0.180	0.061	0.049	0.018
<i>Urophycis sp</i>	7.711	0.989	5.128	0.458	2.583	0.870	8.164	0.972	0.119	0.034

<i>Hippoglossus hippoglossus</i>	0.081	0.035	0.036	0.027	0.046	0.022	0.736	0.328	0.004	0.002
<i>Clupeidae</i>	0.412	0.053	0.000	0.000	0.412	0.053	8.247	1.056	0.031	0.005
<i>Clupea harengus</i>	0.302	0.046	0.000	0.000	0.302	0.046	6.038	0.915	0.025	0.004
<i>Zenopsis conchifera</i>	0.000	0.000	0.000	0.000	0.000	0.000	0.000	0.000	0.000	0.000
<i>Cyclopterus lumpus</i>	0.077	0.038	0.000	0.000	0.077	0.038	0.884	0.359	0.005	0.002
<i>Scomber scombrus</i>	0.006	0.005	0.006	0.005	0.000	0.000	0.000	0.000	0.000	0.000
<i>Sebastes sp</i>	0.365	0.088	0.009	0.008	0.356	0.087	7.511	1.012	0.023	0.005
<i>Macrozoarces americanus</i>	1.894	0.152	0.000	0.000	1.894	0.152	30.486	1.768	0.114	0.009
<i>Pollachius virens</i>	3.720	0.438	3.705	0.438	0.015	0.015	0.147	0.147	<0.001	<0.001
<i>Cottidae</i>	2.862	0.366	0.000	0.000	2.862	0.366	21.060	1.566	0.204	0.028
<i>Hemitripteris americanus</i>	2.116	0.170	0.000	0.000	2.116	0.170	32.548	1.799	0.136	0.013
<i>Stenotomus chrysops</i>	0.000	0.000	0.000	0.000	0.000	0.000	0.000	0.000	0.000	0.000
<i>Centropristis striata</i>	0.029	0.015	0.000	0.000	0.029	0.015	0.589	0.294	0.001	<0.001
<i>Triglidae sp</i>	0.180	0.038	0.000	0.000	0.180	0.038	3.387	0.695	0.015	0.004
<i>Mustelus, squalus sp</i>	0.424	0.169	0.000	0.000	0.424	0.169	2.651	0.617	0.042	0.019
<i>Squalus acanthias</i>	2.695	0.585	0.000	0.000	2.695	0.585	27.393	1.713	0.189	0.045
<i>Squaliformes</i>	0.000	0.000	0.000	0.000	0.000	0.000	0.000	0.000	0.000	0.000

<i>Rajidae</i>	560.579	42.163	307.650	26.089	252.929	23.614	38.196	1.561	10.140	0.667
<i>Raja laevis</i>	0.209	0.073	0.000	0.000	0.209	0.073	2.356	0.583	0.013	0.005
<i>Raja eglanteria</i>	0.810	0.740	0.000	0.000	0.810	0.740	0.295	0.208	0.040	0.035
<i>Morone saxatilis</i>	0.000	0.000	0.000	0.000	0.000	0.000	0.000	0.000	0.000	0.000
<i>Tautoga onitis</i>	0.000	0.000	0.000	0.000	0.000	0.000	0.000	0.000	0.000	0.000
<i>Lamna nasus</i>	0.000	0.000	0.000	0.000	0.000	0.000	0.000	0.000	0.000	0.000
<i>Cetorhinus maximus</i>	0.000	0.000	0.000	0.000	0.000	0.000	0.000	0.000	0.000	0.000
<i>Merluccius spp</i>	2.959	0.237	0.000	0.000	2.959	0.237	33.579	1.814	0.170	0.015
<i>Anarhichas lupus</i>	0.298	0.054	0.085	0.032	0.214	0.045	3.535	0.709	0.015	0.004
<i>Petromyzontidae</i>	0.001	0.001	0.000	0.000	0.001	0.001	0.147	0.147	<0.001	<0.001
<i>Torpedo nobiliana</i>	0.258	0.169	0.000	0.000	0.258	0.169	0.442	0.255	0.012	0.007
<i>Homarus americanus</i>	39.105	2.598	27.918	1.730	11.187	1.025	14.469	0.736	0.752	0.062
<i>Patinopecten, placopecten sp</i>	0.663	0.187	0.642	0.187	0.021	0.009	1.031	0.388	0.001	<0.001
<i>Loligo pealei</i>	0.604	0.105	0.029	0.029	0.574	0.099	9.308	1.114	0.036	0.007
<i>Illex illecebrosus</i>	0.133	0.031	0.000	0.000	0.133	0.031	2.651	0.617	0.007	0.002
<i>Squid</i>	0.140	0.032	0.000	0.000	0.140	0.032	2.798	0.633	0.015	0.004
<i>Berycidae</i>	0.000	0.000	0.000	0.000	0.000	0.000	0.000	0.000	0.000	0.000

<i>Vessel 7</i>										
<i>Lophius americanus</i>	115.358	18.026	251.833	16.624	1.813	0.424	1.755	0.812	0.102	0.057
<i>Pomatomus saltatrix</i>	0.000	0.000	0.000	0.000	0.000	0.000	0.000	0.000	0.000	0.000
<i>Peprilus triacanthus</i>	0.000	0.000	0.000	0.000	0.000	0.000	0.000	0.000	0.000	0.000
<i>Gadus morhua</i>	108.289	19.086	212.187	52.356	4.321	2.745	0.697	0.277	0.412	0.227
<i>Tautoglabrus adspersus</i>	0.000	0.000	0.000	0.000	0.000	0.000	0.000	0.000	0.000	0.000
<i>Brosme brosme</i>	0.000	0.000	0.115	0.082	0.000	0.000	0.000	0.000	0.000	0.000
<i>Pleuronectes americanus</i>	44.753	12.706	13.717	3.343	0.000	0.000	0.000	0.000	0.000	0.000
<i>Paralichthys dentatus</i>	0.000	0.000	0.000	0.000	0.000	0.000	0.000	0.000	0.000	0.000
<i>Glyptocephalus cynoglossus</i>	28.698	7.104	48.988	3.433	0.640	0.245	0.549	0.268	0.012	0.009
<i>Pleuronectes ferrugineus</i>	255.617	42.430	61.399	10.993	12.469	3.065	1.646	0.321	1.102	0.233
<i>Hippoglossoides platessoides</i>	15.902	5.819	30.332	3.354	0.732	0.314	0.605	0.243	0.074	0.035
<i>Scophthalmus aquosus</i>	0.000	0.000	0.000	0.000	0.000	0.000	0.000	0.000	0.000	0.000
<i>Paralichthys oblongus</i>	0.000	0.000	0.000	0.000	0.000	0.000	0.000	0.000	0.000	0.000
<i>Trinectes maculatus</i>	0.000	0.000	0.000	0.000	0.000	0.000	0.000	0.000	0.000	0.000
<i>Macrouridae</i>	0.000	0.000	0.000	0.000	0.000	0.000	0.000	0.000	0.000	0.000

<i>Melanogrammus aeglefinus</i>	670.326	257.017	320.058	76.483	8.670	2.527	0.662	0.203	0.101	0.048
<i>Urophycis sp</i>	9.066	2.124	26.937	2.872	0.061	0.061	0.104	0.104	0.000	0.000
<i>Hippoglossus hippoglossus</i>	0.000	0.000	0.000	0.000	0.000	0.000	0.000	0.000	0.000	0.000
<i>Clupeidae</i>	0.000	0.000	0.000	0.000	0.000	0.000	0.000	0.000	0.000	0.000
<i>Clupea harengus</i>	0.000	0.000	0.000	0.000	0.000	0.000	0.000	0.000	0.000	0.000
<i>Zenopsis conchifera</i>	0.000	0.000	0.000	0.000	0.000	0.000	0.000	0.000	0.000	0.000
<i>Cyclopterus lumpus</i>	0.000	0.000	0.000	0.000	0.000	0.000	0.000	0.000	0.000	0.000
<i>Scomber scombrus</i>	0.086	0.066	0.006	0.006	0.062	0.062	1.235	1.235	0.032	0.032
<i>Sebastes sp</i>	3.580	1.612	5.029	1.376	0.000	0.000	0.000	0.000	0.000	0.000
<i>Macrozoarces americanus</i>	0.210	0.132	0.000	0.000	0.210	0.132	4.938	2.422	0.034	0.018
<i>Pollachius virens</i>	86.612	34.161	69.988	14.535	0.241	0.169	0.024	0.017	0.000	0.000
<i>Cottidae</i>	0.012	0.012	0.000	0.000	0.012	0.012	1.235	1.235	0.006	0.006
<i>Hemitripterus americanus</i>	0.074	0.052	0.000	0.000	0.074	0.052	2.469	1.735	0.041	0.029
<i>Stenotomus chrysops</i>	0.000	0.000	0.000	0.000	0.000	0.000	0.000	0.000	0.000	0.000
<i>Centropristis striata</i>	0.000	0.000	0.000	0.000	0.000	0.000	0.000	0.000	0.000	0.000
<i>Triglidae sp</i>	0.000	0.000	0.000	0.000	0.000	0.000	0.000	0.000	0.000	0.000
<i>Mustelus, squalus sp</i>	39.074	25.500	0.000	0.000	39.074	25.500	23.457	4.737	3.636	1.362

<i>Squalus acanthias</i>	0.617	0.617	0.000	0.000	0.617	0.617	1.235	1.235	0.569	0.569
<i>Squaliformes</i>	0.000	0.000	0.000	0.000	0.000	0.000	0.000	0.000	0.000	0.000
<i>Rajidae</i>	2.469	0.942	0.165	0.165	2.469	0.942	17.284	4.227	0.908	0.394
<i>Raja laevis</i>	0.000	0.000	0.000	0.000	0.000	0.000	0.000	0.000	0.000	0.000
<i>Raja eglanteria</i>	0.000	0.000	0.000	0.000	0.000	0.000	0.000	0.000	0.000	0.000
<i>Morone saxatilis</i>	0.000	0.000	0.000	0.000	0.000	0.000	0.000	0.000	0.000	0.000
<i>Tautoga onitis</i>	0.000	0.000	0.000	0.000	0.000	0.000	0.000	0.000	0.000	0.000
<i>Lamna nasus</i>	0.000	0.000	0.000	0.000	0.000	0.000	0.000	0.000	0.000	0.000
<i>Cetorhinus maximus</i>	0.000	0.000	0.000	0.000	0.000	0.000	0.000	0.000	0.000	0.000
<i>Merluccius spp</i>	0.717	0.322	0.169	0.077	0.000	0.000	0.000	0.000	0.000	0.000
<i>Anarhichas lupus</i>	1.469	0.801	0.417	0.203	0.000	0.000	0.000	0.000	0.000	0.000
<i>Petromyzontidae</i>	0.000	0.000	0.000	0.000	0.000	0.000	0.000	0.000	0.000	0.000
<i>Torpedo nobiliana</i>	0.000	0.000	0.000	0.000	0.000	0.000	0.000	0.000	0.000	0.000
<i>Homarus americanus</i>	9.506	2.275	12.857	1.200	1.519	0.541	3.412	1.049	0.339	0.121
<i>Patinopecten, placopecten sp</i>	0.000	0.000	0.000	0.000	0.000	0.000	0.000	0.000	0.000	0.000
<i>Loligo pealei</i>	0.000	0.000	0.000	0.000	0.000	0.000	0.000	0.000	0.000	0.000
<i>Illex illecebrosus</i>	0.000	0.000	0.000	0.000	0.000	0.000	0.000	0.000	0.000	0.000

<i>Squid</i>	0.000	0.000	0.000	0.000	0.000	0.000	0.000	0.000	0.000	0.000
<i>Berycidae</i>	0.000	0.000	0.000	0.000	0.000	0.000	0.000	0.000	0.000	0.000
<i>Vessel 8</i>										
<i>Lophius americanus</i>	30.222	7.380	27.942	6.744	2.280	1.151	6.921	4.126	0.110	0.046
<i>Pomatomus saltatrix</i>	0.000	0.000	0.000	0.000	0.000	0.000	0.000	0.000	0.000	0.000
<i>Peprilus triacanthus</i>	0.080	0.055	0.000	0.000	0.080	0.055	8.000	5.538	0.004	0.003
<i>Gadus morhua</i>	6.360	2.745	4.480	1.831	1.880	1.260	5.014	3.300	0.589	0.395
<i>Tautoglabrus adspersus</i>	0.000	0.000	0.000	0.000	0.000	0.000	0.000	0.000	0.000	0.000
<i>Brosme brosme</i>	0.000	0.000	0.000	0.000	0.000	0.000	0.000	0.000	0.000	0.000
<i>Pleuronectes americanus</i>	19.280	4.020	19.240	4.016	0.040	0.040	0.129	0.129	0.011	0.011
<i>Paralichthys dentatus</i>	6.680	1.605	0.000	0.000	6.680	1.605	48.000	10.198	0.575	0.177
<i>Glyptocephalus cynoglossus</i>	4.440	2.334	4.440	2.334	0.000	0.000	0.000	0.000	0.000	0.000
<i>Pleuronectes ferrugineus</i>	497.000	80.801	480.400	77.335	16.600	5.089	2.145	0.556	0.820	0.208
<i>Hippoglossoides platessoides</i>	12.600	11.983	0.200	0.200	12.400	11.990	8.000	5.538	1.038	0.997
<i>Scophthalmus aquosus</i>	33.625	10.219	6.250	6.250	27.375	8.958	62.500	10.095	1.838	0.561
<i>Paralichthys oblongus</i>	4.560	1.152	0.000	0.000	4.560	1.152	56.000	10.132	0.285	0.066

<i>Trinectes maculatus</i>	0.000	0.000	0.000	0.000	0.000	0.000	0.000	0.000	0.000	0.000
<i>Macrouridae</i>	0.000	0.000	0.000	0.000	0.000	0.000	0.000	0.000	0.000	0.000
<i>Melanogrammus aeglefinus</i>	3.000	2.473	2.640	2.478	0.360	0.230	12.000	6.633	0.011	0.007
<i>Urophycis sp</i>	0.040	0.040	0.000	0.000	0.040	0.040	4.000	4.000	0.003	0.003
<i>Hippoglossus hippoglossus</i>	0.280	0.280	0.000	0.000	0.280	0.280	4.000	4.000	0.028	0.028
<i>Clupeidae</i>	0.040	0.040	0.000	0.000	0.040	0.040	4.000	4.000	0.001	0.001
<i>Clupea harengus</i>	0.000	0.000	0.000	0.000	0.000	0.000	0.000	0.000	0.000	0.000
<i>Zenopsis conchifera</i>	0.040	0.040	0.000	0.000	0.040	0.040	4.000	4.000	0.002	0.002
<i>Cyclopterus lumpus</i>	0.000	0.000	0.000	0.000	0.000	0.000	0.000	0.000	0.000	0.000
<i>Scomber scombrus</i>	0.000	0.000	0.000	0.000	0.000	0.000	0.000	0.000	0.000	0.000
<i>Sebastes sp</i>	0.000	0.000	0.000	0.000	0.000	0.000	0.000	0.000	0.000	0.000
<i>Macrozoarces americanus</i>	0.360	0.244	0.000	0.000	0.360	0.244	16.000	7.483	0.051	0.031
<i>Pollachius virens</i>	0.000	0.000	0.000	0.000	0.000	0.000	0.000	0.000	0.000	0.000
<i>Cottidae</i>	31.640	9.498	0.000	0.000	31.640	9.498	84.000	7.483	2.178	0.533
<i>Hemitripterus americanus</i>	9.440	1.699	0.000	0.000	9.440	1.699	64.000	9.798	1.267	0.376
<i>Stenotomus chrysops</i>	0.000	0.000	0.000	0.000	0.000	0.000	0.000	0.000	0.000	0.000
<i>Centropristis striata</i>	0.000	0.000	0.000	0.000	0.000	0.000	0.000	0.000	0.000	0.000

<i>Triglidae sp</i>	0.000	0.000	0.000	0.000	0.000	0.000	0.000	0.000	0.000	0.000
<i>Mustelus, squalus sp</i>	0.000	0.000	0.000	0.000	0.000	0.000	0.000	0.000	0.000	0.000
<i>Squalus acanthias</i>	14.000	7.851	0.000	0.000	14.000	7.851	24.000	8.718	4.173	2.334
<i>Squaliformes</i>	1.000	1.000	0.000	0.000	1.000	1.000	4.000	4.000	0.135	0.135
<i>Rajidae</i>	705.952	138.673	28.832	8.873	677.120	137.707	90.890	3.574	39.649	3.152
<i>Raja laevis</i>	5.240	1.899	0.000	0.000	5.240	1.899	32.000	9.522	0.375	0.155
<i>Raja eglanteria</i>	3.200	3.200	0.000	0.000	3.200	3.200	4.000	4.000	0.677	0.677
<i>Morone saxatilis</i>	0.000	0.000	0.000	0.000	0.000	0.000	0.000	0.000	0.000	0.000
<i>Tautoga onitis</i>	0.000	0.000	0.000	0.000	0.000	0.000	0.000	0.000	0.000	0.000
<i>Lamna nasus</i>	0.000	0.000	0.000	0.000	0.000	0.000	0.000	0.000	0.000	0.000
<i>Cetorhinus maximus</i>	0.000	0.000	0.000	0.000	0.000	0.000	0.000	0.000	0.000	0.000
<i>Merluccius spp</i>	3.534	1.779	3.054	1.706	0.480	0.174	20.560	8.120	0.102	0.083
<i>Anarhichas lupus</i>	0.000	0.000	0.000	0.000	0.000	0.000	0.000	0.000	0.000	0.000
<i>Petromyzontidae</i>	0.000	0.000	0.000	0.000	0.000	0.000	0.000	0.000	0.000	0.000
<i>Torpedo nobiliana</i>	0.000	0.000	0.000	0.000	0.000	0.000	0.000	0.000	0.000	0.000
<i>Homarus americanus</i>	4.720	1.781	2.960	1.158	1.760	0.990	10.623	5.706	0.493	0.415
<i>Patinopecten, placopecten sp</i>	10.560	2.568	8.880	2.649	1.680	0.905	20.000	8.165	0.175	0.103

<i>Loligo pealei</i>	1.640	0.428	0.600	0.404	1.040	0.261	50.000	10.000	0.083	0.023
<i>Illex illecebrosus</i>	0.240	0.133	0.000	0.000	0.240	0.133	16.000	7.483	0.016	0.009
<i>Squid</i>	0.000	0.000	0.000	0.000	0.000	0.000	0.000	0.000	0.000	0.000
<i>Berycidae</i>	0.000	0.000	0.000	0.000	0.000	0.000	0.000	0.000	0.000	0.000
<i>Vessel 9</i>										
<i>Lophius americanus</i>	41.357	3.303	36.654	2.858	1.009	0.220	0.783	0.170	0.059	0.014
<i>Pomatomus saltatrix</i>	0.573	0.319	0.000	0.000	0.573	0.319	0.908	0.342	0.034	0.021
<i>Peprilus triacanthus</i>	2.636	1.833	0.000	0.000	2.636	1.833	1.297	0.408	0.088	0.062
<i>Gadus morhua</i>	295.203	24.037	268.566	21.160	14.256	1.980	6.580	0.730	0.724	0.096
<i>Tautoglabrus adspersus</i>	0.044	0.034	0.000	0.000	0.044	0.034	0.389	0.224	0.003	0.003
<i>Brosme brosme</i>	0.337	0.105	0.320	0.094	0.000	0.000	0.000	0.000	0.000	0.000
<i>Pleuronectes americanus</i>	83.813	7.938	73.759	7.013	0.423	0.188	0.279	0.143	0.146	0.130
<i>Paralichthys dentatus</i>	0.188	0.065	0.017	0.017	0.169	0.062	1.427	0.427	0.007	0.003
<i>Glyptocephalus cynoglossus</i>	14.472	1.298	12.239	1.081	0.805	0.145	1.451	0.237	0.059	0.012
<i>Pleuronectes ferrugineus</i>	124.576	12.627	108.837	11.083	1.909	0.347	0.801	0.191	0.075	0.012
<i>Hippoglossoides platessoides</i>	7.663	0.815	6.945	0.710	0.397	0.102	1.341	0.311	0.042	0.012

<i>Scophtalmus aquosus</i>	1.357	0.445	0.568	0.247	0.721	0.287	3.599	0.661	0.048	0.019
<i>Paralichthys oblongus</i>	0.374	0.108	0.000	0.000	0.374	0.108	3.502	0.662	0.021	0.006
<i>Trinectes maculatus</i>	0.000	0.000	0.000	0.000	0.000	0.000	0.000	0.000	0.000	0.000
<i>Macrouridae</i>	0.000	0.000	0.000	0.000	0.000	0.000	0.000	0.000	0.000	0.000
<i>Melanogrammus aeglefinus</i>	543.279	86.598	514.059	77.060	15.668	1.755	3.104	0.288	0.725	0.073
<i>Urophycis sp</i>	18.892	3.515	17.199	3.141	1.409	0.250	5.722	0.827	0.079	0.015
<i>Hippoglossus hippoglossus</i>	0.320	0.127	0.114	0.086	0.192	0.082	1.554	0.446	0.010	0.004
<i>Clupeidae</i>	0.131	0.037	0.000	0.000	0.131	0.037	1.816	0.481	0.010	0.003
<i>Clupea harengus</i>	0.236	0.053	0.000	0.000	0.236	0.053	3.502	0.662	0.018	0.006
<i>Zenopsis conchifera</i>	0.000	0.000	0.000	0.000	0.000	0.000	0.000	0.000	0.000	0.000
<i>Cyclopterus lumpus</i>	0.454	0.126	0.000	0.000	0.454	0.126	2.853	0.600	0.065	0.016
<i>Scomber scombrus</i>	2.603	2.050	0.002	0.002	2.603	2.050	0.778	0.317	0.157	0.115
<i>Sebastes sp</i>	1.698	0.398	1.423	0.322	0.348	0.080	3.013	0.578	0.154	0.130
<i>Macrozoarces americanus</i>	8.991	2.034	0.000	0.000	8.991	2.034	31.128	1.669	0.475	0.061
<i>Pollachius virens</i>	105.060	23.873	91.442	20.575	3.385	1.505	0.228	0.087	0.096	0.038
<i>Cottidae</i>	13.769	1.215	0.000	0.000	13.769	1.215	46.999	1.785	0.917	0.131
<i>Hemitripterus americanus</i>	25.862	2.204	0.000	0.000	25.862	2.204	42.436	1.771	1.574	0.152

<i>Stenotomus chrysops</i>	0.000	0.000	0.000	0.000	0.000	0.000	0.000	0.000	0.000	0.000
<i>Centropristis striata</i>	0.012	0.008	0.000	0.000	0.012	0.008	0.259	0.183	<0.001	<0.001
<i>Triglidae sp</i>	0.292	0.119	0.000	0.000	0.292	0.119	1.427	0.427	0.036	0.019
<i>Mustelus, squalus sp</i>	3.839	1.159	0.000	0.000	3.839	1.159	2.205	0.529	0.193	0.059
<i>Squalus acanthias</i>	59.354	12.138	0.000	0.000	59.354	12.138	41.881	1.772	2.451	0.301
<i>Squaliformes</i>	0.149	0.130	0.000	0.000	0.149	0.130	0.389	0.224	0.007	0.005
<i>Rajidae</i>	828.850	43.472	53.880	10.291	773.191	41.694	81.715	1.269	32.236	0.977
<i>Raja laevis</i>	4.926	2.712	0.010	0.010	4.914	2.712	2.335	0.544	0.251	0.104
<i>Raja eglanteria</i>	0.000	0.000	0.000	0.000	0.000	0.000	0.000	0.000	0.000	0.000
<i>Morone saxatilis</i>	1.297	1.297	0.000	0.000	1.297	1.297	0.130	0.130	0.024	0.024
<i>Tautoga onitis</i>	0.013	0.013	0.000	0.000	0.013	0.013	0.130	0.130	<0.001	<0.001
<i>Lamna nasus</i>	1.881	1.030	0.000	0.000	1.881	1.030	0.519	0.259	0.162	0.106
<i>Cetorhinus maximus</i>	6.485	6.485	0.000	0.000	6.485	6.485	0.130	0.130	0.130	0.130
<i>Merluccius spp</i>	4.183	2.397	2.952	2.128	0.885	0.144	10.065	1.081	0.112	0.049
<i>Anarhichas lupus</i>	3.417	0.731	3.110	0.649	0.000	0.000	0.000	0.000	0.000	0.000
<i>Petromyzontidae</i>	0.000	0.000	0.000	0.000	0.000	0.000	0.000	0.000	0.000	0.000
<i>Torpedo nobiliana</i>	0.220	0.196	0.000	0.000	0.220	0.196	0.259	0.183	0.008	0.007

<i>Homarus americanus</i>	20.978	1.711	15.295	1.211	5.148	0.687	9.234	0.815	0.454	0.072
<i>Patinopecten, placopecten sp</i>	6.520	2.422	4.414	2.038	1.528	0.751	3.894	0.697	0.087	0.046
<i>Loligo pealei</i>	0.351	0.125	0.000	0.000	0.351	0.125	2.205	0.529	0.018	0.007
<i>Illex illecebrosus</i>	1.036	0.269	0.000	0.000	1.036	0.269	6.355	0.879	0.061	0.019
<i>Squid</i>	0.220	0.083	0.000	0.000	0.220	0.083	2.205	0.529	0.024	0.011
<i>Berycidae</i>	0.000	0.000	0.000	0.000	0.000	0.000	0.000	0.000	0.000	0.000
<i>Vessel 10</i>										
<i>Lophius americanus</i>	328.283	28.533	316.037	27.625	12.246	1.086	3.345	0.647	0.847	0.083
<i>Pomatomus saltatrix</i>	0.000	0.000	0.000	0.000	0.000	0.000	0.000	0.000	0.000	0.000
<i>Peprilus triacanthus</i>	0.000	0.000	0.000	0.000	0.000	0.000	0.000	0.000	0.000	0.000
<i>Gadus morhua</i>	487.380	140.982	395.986	96.350	91.393	81.971	3.161	0.646	1.039	0.380
<i>Tautoglabrus adspersus</i>	0.000	0.000	0.000	0.000	0.000	0.000	0.000	0.000	0.000	0.000
<i>Brosme brosme</i>	0.000	0.000	0.000	0.000	0.000	0.000	0.000	0.000	0.000	0.000
<i>Pleuronectes americanus</i>	83.512	14.389	82.660	14.209	0.852	0.260	0.260	0.078	0.115	0.032
<i>Paralichthys dentatus</i>	0.000	0.000	0.000	0.000	0.000	0.000	0.000	0.000	0.000	0.000
<i>Glyptocephalus cynoglossus</i>	65.373	6.057	58.914	5.575	6.459	0.647	4.997	0.572	0.428	0.047

<i>Pleuronectes ferrugineus</i>	69.877	10.181	64.566	9.377	5.311	0.912	3.413	0.565	0.698	0.104
<i>Hippoglossoides platessoides</i>	42.807	4.149	38.689	3.784	4.119	0.486	4.154	0.438	0.291	0.040
<i>Scophthalmus aquosus</i>	2.709	0.883	1.189	0.427	1.520	0.468	6.319	1.426	0.157	0.048
<i>Paralichthys oblongus</i>	0.000	0.000	0.000	0.000	0.000	0.000	0.000	0.000	0.000	0.000
<i>Trinectes maculatus</i>	0.000	0.000	0.000	0.000	0.000	0.000	0.000	0.000	0.000	0.000
<i>Macrouridae</i>	0.000	0.000	0.000	0.000	0.000	0.000	0.000	0.000	0.000	0.000
<i>Melanogrammus aeglefinus</i>	348.531	119.642	335.482	116.481	13.049	3.614	2.095	0.529	0.656	0.191
<i>Urophycis sp</i>	19.420	5.806	19.375	5.787	0.045	0.041	0.416	0.410	0.002	0.002
<i>Hippoglossus hippoglossus</i>	0.041	0.029	0.000	0.000	0.041	0.029	0.820	0.578	0.007	0.005
<i>Clupeidae</i>	0.012	0.012	0.000	0.000	0.012	0.012	0.410	0.410	0.008	0.008
<i>Clupea harengus</i>	0.000	0.000	0.000	0.000	0.000	0.000	0.000	0.000	0.000	0.000
<i>Zenopsis conchifera</i>	0.000	0.000	0.000	0.000	0.000	0.000	0.000	0.000	0.000	0.000
<i>Cyclopterus lumpus</i>	0.000	0.000	0.000	0.000	0.000	0.000	0.000	0.000	0.000	0.000
<i>Scomber scombrus</i>	0.451	0.261	0.451	0.261	0.000	0.000	0.000	0.000	0.000	0.000
<i>Sebastes sp</i>	0.848	0.435	0.758	0.368	0.090	0.082	0.501	0.419	0.003	0.003
<i>Macrozoarces americanus</i>	1.520	0.387	0.000	0.000	1.520	0.387	8.607	1.799	0.223	0.069
<i>Pollachius virens</i>	9.119	2.405	8.886	2.300	0.234	0.126	0.297	0.230	0.015	0.008

<i>Cottidae</i>	2.607	0.857	0.000	0.000	2.607	0.857	8.197	1.760	0.283	0.075
<i>Hemitripterus americanus</i>	5.906	1.696	0.000	0.000	5.906	1.696	10.246	1.945	0.761	0.208
<i>Stenotomus chrysops</i>	0.000	0.000	0.000	0.000	0.000	0.000	0.000	0.000	0.000	0.000
<i>Centropristis striata</i>	0.000	0.000	0.000	0.000	0.000	0.000	0.000	0.000	0.000	0.000
<i>Triglidae sp</i>	0.000	0.000	0.000	0.000	0.000	0.000	0.000	0.000	0.000	0.000
<i>Mustelus, squalus sp</i>	5.488	2.016	0.000	0.000	5.488	2.016	9.016	1.837	0.408	0.122
<i>Squalus acanthias</i>	4.918	4.176	0.000	0.000	4.918	4.176	0.820	0.578	0.148	0.105
<i>Squaliformes</i>	0.000	0.000	0.000	0.000	0.000	0.000	0.000	0.000	0.000	0.000
<i>Rajidae</i>	260.904	51.471	72.195	13.538	188.709	49.027	40.335	2.798	9.995	1.184
<i>Raja laevis</i>	0.209	0.111	0.000	0.000	0.209	0.111	2.459	0.994	0.020	0.011
<i>Raja eglantheria</i>	0.000	0.000	0.000	0.000	0.000	0.000	0.000	0.000	0.000	0.000
<i>Morone saxatilis</i>	0.000	0.000	0.000	0.000	0.000	0.000	0.000	0.000	0.000	0.000
<i>Tautoga onitis</i>	0.025	0.018	0.000	0.000	0.025	0.018	0.820	0.578	0.003	0.002
<i>Lamna nasus</i>	0.000	0.000	0.000	0.000	0.000	0.000	0.000	0.000	0.000	0.000
<i>Cetorhinus maximus</i>	0.000	0.000	0.000	0.000	0.000	0.000	0.000	0.000	0.000	0.000
<i>Merluccius spp</i>	0.177	0.099	0.136	0.096	0.041	0.025	1.230	0.707	0.004	0.003
<i>Anarhichas lupus</i>	2.448	0.863	2.448	0.863	0.000	0.000	0.000	0.000	0.000	0.000

<i>Petromyzontidae</i>	0.000	0.000	0.000	0.000	0.000	0.000	0.000	0.000	0.000	0.000
<i>Torpedo nobiliana</i>	0.000	0.000	0.000	0.000	0.000	0.000	0.000	0.000	0.000	0.000
<i>Homarus americanus</i>	15.488	2.820	10.980	2.060	4.508	0.901	6.720	1.182	0.529	0.118
<i>Patinopecten, placopecten sp</i>	6.049	2.859	0.000	0.000	6.049	2.859	5.738	1.492	0.573	0.243
<i>Loligo pealei</i>	0.029	0.017	0.000	0.000	0.029	0.017	1.230	0.707	0.006	0.004
<i>Illex illecebrosus</i>	0.000	0.000	0.000	0.000	0.000	0.000	0.000	0.000	0.000	0.000
<i>Squid</i>	0.000	0.000	0.000	0.000	0.000	0.000	0.000	0.000	0.000	0.000
<i>Berycidae</i>	0.000	0.000	0.000	0.000	0.000	0.000	0.000	0.000	0.000	0.000
<i>Vessel 11</i>										
<i>Lophius americanus</i>	622.725	19.672	577.747	18.198	44.978	2.344	7.038	0.249	3.248	0.134
<i>Pomatomus saltatrix</i>	0.000	0.000	0.000	0.000	0.000	0.000	0.000	0.000	0.000	0.000
<i>Peprilus triacanthus</i>	0.000	0.000	0.000	0.000	0.000	0.000	0.000	0.000	0.000	0.000
<i>Gadus morhua</i>	64.939	5.273	64.580	5.223	0.359	0.108	0.146	0.043	0.024	0.008
<i>Tautoglabrus adspersus</i>	0.000	0.000	0.000	0.000	0.000	0.000	0.000	0.000	0.000	0.000
<i>Brosme brosme</i>	1.005	0.214	0.960	0.210	0.045	0.045	0.224	0.224	0.002	0.002
<i>Pleuronectes americanus</i>	1.780	0.561	1.758	0.549	0.022	0.016	0.016	0.011	0.004	0.003

<i>Paralichthys dentatus</i>	0.209	0.103	0.000	0.000	0.209	0.103	1.121	0.499	0.010	0.005
<i>Glyptocephalus cynoglossus</i>	95.747	3.849	84.765	3.558	10.982	0.443	12.154	0.337	0.957	0.039
<i>Pleuronectes ferrugineus</i>	1.004	0.361	0.913	0.332	0.092	0.036	0.221	0.086	0.010	0.004
<i>Hippoglossoides platessoides</i>	173.253	6.620	155.011	5.921	18.298	0.810	10.407	0.248	1.585	0.069
<i>Scophthalmus aquosus</i>	0.022	0.022	0.022	0.022	0.000	0.000	0.000	0.000	0.000	0.000
<i>Paralichthys oblongus</i>	0.013	0.010	0.000	0.000	0.013	0.010	0.448	0.317	<0.001	<0.001
<i>Trinectes maculatus</i>	0.004	0.004	0.000	0.000	0.004	0.004	0.224	0.224	<0.001	<0.001
<i>Macrouridae</i>	0.000	0.000	0.000	0.000	0.000	0.000	0.000	0.000	0.000	0.000
<i>Melanogrammus aeglefinus</i>	33.453	15.963	33.193	15.851	0.260	0.121	0.526	0.245	0.011	0.003
<i>Urophycis sp</i>	19.036	1.777	14.767	1.761	4.269	0.359	21.775	1.748	0.369	0.034
<i>Hippoglossus hippoglossus</i>	0.176	0.101	0.077	0.077	0.099	0.066	0.673	0.387	0.013	0.010
<i>Clupeidae</i>	0.031	0.024	0.000	0.000	0.031	0.024	0.448	0.317	0.002	0.001
<i>Clupea harengus</i>	0.374	0.073	0.000	0.000	0.374	0.073	6.278	1.150	0.026	0.005
<i>Zenopsis conchifera</i>	0.000	0.000	0.000	0.000	0.000	0.000	0.000	0.000	0.000	0.000
<i>Cyclopterus lumpus</i>	0.000	0.000	0.000	0.000	0.000	0.000	0.000	0.000	0.000	0.000
<i>Scomber scombrus</i>	0.177	0.058	0.000	0.000	0.177	0.058	3.363	0.855	0.010	0.003
<i>Sebastes sp</i>	0.332	0.118	0.321	0.114	0.011	0.008	0.245	0.225	0.001	<0.001

<i>Macrozoarces americanus</i>	0.422	0.102	0.000	0.000	0.422	0.102	4.709	1.004	0.053	0.014
<i>Pollachius virens</i>	10.361	1.103	10.317	1.088	0.045	0.045	0.025	0.025	0.005	0.005
<i>Cottidae</i>	0.370	0.117	0.000	0.000	0.370	0.117	2.691	0.767	0.037	0.013
<i>Hemitripterus americanus</i>	0.027	0.016	0.000	0.000	0.027	0.016	0.673	0.387	0.002	0.001
<i>Stenotomus chrysops</i>	0.000	0.000	0.000	0.000	0.000	0.000	0.000	0.000	0.000	0.000
<i>Centropristis striata</i>	0.002	0.002	0.000	0.000	0.002	0.002	0.224	0.224	<0.001	<0.001
<i>Triglidae sp</i>	0.000	0.000	0.000	0.000	0.000	0.000	0.000	0.000	0.000	0.000
<i>Mustelus, squalus sp</i>	0.729	0.186	0.000	0.000	0.729	0.186	4.709	1.004	0.068	0.016
<i>Squalus acanthias</i>	52.081	38.192	0.000	0.000	52.081	38.192	34.529	2.254	1.148	0.244
<i>Squaliformes</i>	0.112	0.074	0.000	0.000	0.112	0.074	0.673	0.387	0.008	0.005
<i>Rajidae</i>	206.368	27.976	109.182	15.215	97.186	17.464	67.094	1.985	6.141	0.457
<i>Raja laevis</i>	9.291	1.121	0.000	0.000	9.291	1.121	36.099	2.277	0.791	0.118
<i>Raja eglanteria</i>	0.000	0.000	0.000	0.000	0.000	0.000	0.000	0.000	0.000	0.000
<i>Morone saxatilis</i>	0.000	0.000	0.000	0.000	0.000	0.000	0.000	0.000	0.000	0.000
<i>Tautoga onitis</i>	0.000	0.000	0.000	0.000	0.000	0.000	0.000	0.000	0.000	0.000
<i>Lamna nasus</i>	0.000	0.000	0.000	0.000	0.000	0.000	0.000	0.000	0.000	0.000
<i>Cetorhinus maximus</i>	0.000	0.000	0.000	0.000	0.000	0.000	0.000	0.000	0.000	0.000

<i>Merluccius spp</i>	5.489	0.328	0.074	0.074	5.415	0.317	48.931	2.368	0.475	0.034
<i>Anarhichas lupus</i>	3.326	0.441	3.326	0.441	0.000	0.000	0.000	0.000	0.000	0.000
<i>Petromyzontidae</i>	0.000	0.000	0.000	0.000	0.000	0.000	0.000	0.000	0.000	0.000
<i>Torpedo nobiliana</i>	0.000	0.000	0.000	0.000	0.000	0.000	0.000	0.000	0.000	0.000
<i>Homarus americanus</i>	32.527	2.802	18.439	1.360	14.087	2.102	25.552	1.393	0.968	0.126
<i>Patinopecten, placopecten sp</i>	0.000	0.000	0.000	0.000	0.000	0.000	0.000	0.000	0.000	0.000
<i>Loligo pealei</i>	0.123	0.037	0.000	0.000	0.123	0.037	2.466	0.735	0.012	0.004
<i>Illex illecebrosus</i>	0.000	0.000	0.000	0.000	0.000	0.000	0.000	0.000	0.000	0.000
<i>Squid</i>	0.011	0.011	0.000	0.000	0.011	0.011	0.224	0.224	0.002	0.002
<i>Berycidae</i>	0.000	0.000	0.000	0.000	0.000	0.000	0.000	0.000	0.000	0.000
<i>Vessel 12</i>										
<i>Lophius americanus</i>	11.698	3.095	10.883	3.050	0.815	0.273	6.200	2.275	0.090	0.032
<i>Pomatomus saltatrix</i>	0.000	0.000	0.000	0.000	0.000	0.000	0.000	0.000	0.000	0.000
<i>Peprilus triacanthus</i>	0.000	0.000	0.000	0.000	0.000	0.000	0.000	0.000	0.000	0.000
<i>Gadus morhua</i>	159.890	24.769	155.952	24.647	3.938	1.580	2.243	0.652	0.582	0.260
<i>Tautogolabrus adspersus</i>	0.827	0.433	0.000	0.000	0.827	0.433	4.938	2.422	0.028	0.015

<i>Brosme brosme</i>	0.000	0.000	0.000	0.000	0.000	0.000	0.000	0.000	0.000	0.000
<i>Pleuronectes americanus</i>	176.605	34.615	174.728	34.580	1.877	1.327	0.847	0.499	0.231	0.156
<i>Paralichthys dentatus</i>	0.037	0.037	0.000	0.000	0.037	0.037	1.235	1.235	<0.001	<0.001
<i>Glyptocephalus cynoglossus</i>	4.037	1.880	3.000	1.293	1.037	0.648	3.542	1.812	0.125	0.082
<i>Pleuronectes ferrugineus</i>	253.889	36.250	249.802	35.891	4.086	1.014	1.311	0.484	0.583	0.171
<i>Hippoglossoides platessoides</i>	34.000	15.599	31.926	14.770	2.074	0.982	2.111	1.289	0.245	0.118
<i>Scophthalmus aquosus</i>	0.086	0.040	0.000	0.000	0.086	0.040	6.173	2.691	0.010	0.005
<i>Paralichthys oblongus</i>	0.321	0.154	0.000	0.000	0.321	0.154	7.407	2.928	0.036	0.022
<i>Trinectes maculatus</i>	0.000	0.000	0.000	0.000	0.000	0.000	0.000	0.000	0.000	0.000
<i>Macrouridae</i>	0.000	0.000	0.000	0.000	0.000	0.000	0.000	0.000	0.000	0.000
<i>Melanogrammus aeglefinus</i>	8.516	2.994	8.318	2.935	0.198	0.085	3.171	1.780	0.085	0.055
<i>Urophycis sp</i>	1.161	0.419	0.223	0.143	0.938	0.310	12.610	3.611	0.100	0.036
<i>Hippoglossus hippoglossus</i>	0.000	0.000	0.000	0.000	0.000	0.000	0.000	0.000	0.000	0.000
<i>Clupeidae</i>	0.000	0.000	0.000	0.000	0.000	0.000	0.000	0.000	0.000	0.000
<i>Clupea harengus</i>	0.000	0.000	0.000	0.000	0.000	0.000	0.000	0.000	0.000	0.000
<i>Zenopsis conchifera</i>	0.000	0.000	0.000	0.000	0.000	0.000	0.000	0.000	0.000	0.000
<i>Cyclopterus lumpus</i>	0.000	0.000	0.000	0.000	0.000	0.000	0.000	0.000	0.000	0.000

<i>Scomber scombrus</i>	0.025	0.025	0.000	0.000	0.025	0.025	1.235	1.235	0.003	0.003
<i>Sebastes sp</i>	0.000	0.000	0.000	0.000	0.000	0.000	0.000	0.000	0.000	0.000
<i>Macrozoarces americanus</i>	7.778	1.233	0.000	0.000	7.778	1.233	48.148	5.586	0.648	0.101
<i>Pollachius virens</i>	0.140	0.140	0.140	0.140	0.000	0.000	0.000	0.000	0.000	0.000
<i>Cottidae</i>	53.037	24.637	0.000	0.000	53.037	24.637	71.605	5.041	3.911	1.033
<i>Hemitripterus americanus</i>	13.210	1.790	0.000	0.000	13.210	1.790	72.840	4.973	1.543	0.247
<i>Stenotomus chrysops</i>	0.000	0.000	0.000	0.000	0.000	0.000	0.000	0.000	0.000	0.000
<i>Centropristis striata</i>	0.025	0.025	0.000	0.000	0.025	0.025	1.235	1.235	0.002	0.002
<i>Triglidae sp</i>	0.037	0.027	0.000	0.000	0.037	0.027	2.469	1.735	0.003	0.002
<i>Mustelus, squalus sp</i>	4.840	1.609	0.000	0.000	4.840	1.609	19.753	4.451	0.202	0.063
<i>Squalus acanthias</i>	0.000	0.000	0.000	0.000	0.000	0.000	0.000	0.000	0.000	0.000
<i>Squaliformes</i>	0.000	0.000	0.000	0.000	0.000	0.000	0.000	0.000	0.000	0.000
<i>Rajidae</i>	786.237	160.697	176.175	35.810	610.062	145.450	59.261	3.586	20.883	2.633
<i>Raja laevis</i>	0.852	0.271	0.000	0.000	0.852	0.271	16.049	4.104	0.090	0.031
<i>Raja eglanteria</i>	0.000	0.000	0.000	0.000	0.000	0.000	0.000	0.000	0.000	0.000
<i>Morone saxatilis</i>	0.000	0.000	0.000	0.000	0.000	0.000	0.000	0.000	0.000	0.000
<i>Tautoga onitis</i>	0.000	0.000	0.000	0.000	0.000	0.000	0.000	0.000	0.000	0.000

<i>Lamna nasus</i>	0.000	0.000	0.000	0.000	0.000	0.000	0.000	0.000	0.000	0.000
<i>Cetorhinus maximus</i>	0.000	0.000	0.000	0.000	0.000	0.000	0.000	0.000	0.000	0.000
<i>Merluccius spp</i>	0.893	0.245	0.102	0.102	0.790	0.227	19.753	4.451	0.096	0.028
<i>Anarhichas lupus</i>	0.000	0.000	0.000	0.000	0.000	0.000	0.000	0.000	0.000	0.000
<i>Petromyzontidae</i>	0.000	0.000	0.000	0.000	0.000	0.000	0.000	0.000	0.000	0.000
<i>Torpedo nobiliana</i>	0.000	0.000	0.000	0.000	0.000	0.000	0.000	0.000	0.000	0.000
<i>Homarus americanus</i>	16.111	2.679	10.642	1.968	5.469	1.090	28.630	3.677	0.481	0.103
<i>Patinopecten, placopecten sp</i>	0.000	0.000	0.000	0.000	0.000	0.000	0.000	0.000	0.000	0.000
<i>Loligo pealei</i>	0.074	0.046	0.074	0.046	0.000	0.000	0.000	0.000	0.000	0.000
<i>Illex illecebrosus</i>	0.000	0.000	0.000	0.000	0.000	0.000	0.000	0.000	0.000	0.000
<i>Squid</i>	0.000	0.000	0.000	0.000	0.000	0.000	0.000	0.000	0.000	0.000
<i>Berycidae</i>	0.000	0.000	0.000	0.000	0.000	0.000	0.000	0.000	0.000	0.000
<i>Vessel 13</i>										
<i>Lophius americanus</i>	116.643	13.350	100.741	11.823	15.902	3.886	10.002	1.795	2.056	0.365
<i>Pomatomus saltatrix</i>	0.000	0.000	0.000	0.000	0.000	0.000	0.000	0.000	0.000	0.000
<i>Peprilus triacanthus</i>	0.000	0.000	0.000	0.000	0.000	0.000	0.000	0.000	0.000	0.000

<i>Gadus morhua</i>	218.890	34.216	213.185	33.484	5.705	1.387	2.717	0.766	0.815	0.202
<i>Tautogolabrus adspersus</i>	0.000	0.000	0.000	0.000	0.000	0.000	0.000	0.000	0.000	0.000
<i>Brosme brosme</i>	1.019	0.613	1.019	0.613	0.000	0.000	0.000	0.000	0.000	0.000
<i>Pleuronectes americanus</i>	0.623	0.335	0.623	0.335	0.000	0.000	0.000	0.000	0.000	0.000
<i>Paralichthys dentatus</i>	0.000	0.000	0.000	0.000	0.000	0.000	0.000	0.000	0.000	0.000
<i>Glyptocephalus cynoglossus</i>	176.311	35.439	169.557	34.007	6.754	1.953	1.794	0.405	0.823	0.191
<i>Pleuronectes ferrugineus</i>	1.918	0.606	1.852	0.605	0.066	0.052	1.913	1.657	0.012	0.011
<i>Hippoglossoides platessoides</i>	5.934	1.304	4.967	0.992	0.967	0.434	4.925	1.933	0.128	0.053
<i>Scophthalmus aquosus</i>	0.000	0.000	0.000	0.000	0.000	0.000	0.000	0.000	0.000	0.000
<i>Paralichthys oblongus</i>	0.000	0.000	0.000	0.000	0.000	0.000	0.000	0.000	0.000	0.000
<i>Trinectes maculatus</i>	0.000	0.000	0.000	0.000	0.000	0.000	0.000	0.000	0.000	0.000
<i>Macrouridae</i>	0.000	0.000	0.000	0.000	0.000	0.000	0.000	0.000	0.000	0.000
<i>Melanogrammus aeglefinus</i>	13.091	3.894	11.812	3.659	1.279	0.706	3.198	1.399	0.175	0.086
<i>Urophycis sp</i>	2.177	1.021	0.373	0.235	1.803	0.971	8.696	3.478	0.131	0.063
<i>Hippoglossus hippoglossus</i>	0.000	0.000	0.000	0.000	0.000	0.000	0.000	0.000	0.000	0.000
<i>Clupeidae</i>	0.016	0.016	0.000	0.000	0.016	0.016	1.639	1.639	0.002	0.002
<i>Clupea harengus</i>	0.033	0.033	0.000	0.000	0.033	0.033	1.639	1.639	0.003	0.003

<i>Zenopsis conchifera</i>	0.000	0.000	0.000	0.000	0.000	0.000	0.000	0.000	0.000	0.000
<i>Cyclopterus lumpus</i>	0.000	0.000	0.000	0.000	0.000	0.000	0.000	0.000	0.000	0.000
<i>Scomber scombrus</i>	0.000	0.000	0.000	0.000	0.000	0.000	0.000	0.000	0.000	0.000
<i>Sebastes sp</i>	0.000	0.000	0.000	0.000	0.000	0.000	0.000	0.000	0.000	0.000
<i>Macrozoarces americanus</i>	9.262	1.279	0.082	0.082	9.180	1.287	57.377	6.384	1.665	0.259
<i>Pollachius virens</i>	0.241	0.173	0.241	0.173	0.000	0.000	0.000	0.000	0.000	0.000
<i>Cottidae</i>	6.098	1.149	0.000	0.000	6.098	1.149	45.902	6.433	0.943	0.162
<i>Hemitripterus americanus</i>	24.902	5.976	0.000	0.000	24.902	5.976	60.656	6.307	3.345	0.619
<i>Stenotomus chrysops</i>	0.000	0.000	0.000	0.000	0.000	0.000	0.000	0.000	0.000	0.000
<i>Centropristis striata</i>	0.000	0.000	0.000	0.000	0.000	0.000	0.000	0.000	0.000	0.000
<i>Triglidae sp</i>	0.000	0.000	0.000	0.000	0.000	0.000	0.000	0.000	0.000	0.000
<i>Mustelus, squalus sp</i>	0.000	0.000	0.000	0.000	0.000	0.000	0.000	0.000	0.000	0.000
<i>Squalus acanthias</i>	9.180	5.512	0.000	0.000	9.180	5.512	11.475	4.115	0.805	0.499
<i>Squaliformes</i>	0.000	0.000	0.000	0.000	0.000	0.000	0.000	0.000	0.000	0.000
<i>Rajidae</i>	61.705	17.903	0.000	0.000	61.705	17.903	78.689	5.287	8.475	1.737
<i>Raja laevis</i>	0.525	0.380	0.000	0.000	0.525	0.380	3.279	2.299	0.071	0.050
<i>Raja eglanteria</i>	0.000	0.000	0.000	0.000	0.000	0.000	0.000	0.000	0.000	0.000

<i>Morone saxatilis</i>	0.000	0.000	0.000	0.000	0.000	0.000	0.000	0.000	0.000	0.000
<i>Tautoga onitis</i>	0.000	0.000	0.000	0.000	0.000	0.000	0.000	0.000	0.000	0.000
<i>Lamna nasus</i>	0.000	0.000	0.000	0.000	0.000	0.000	0.000	0.000	0.000	0.000
<i>Cetorhinus maximus</i>	0.000	0.000	0.000	0.000	0.000	0.000	0.000	0.000	0.000	0.000
<i>Merluccius spp</i>	2.410	1.200	0.082	0.082	2.328	1.172	9.564	3.747	0.230	0.121
<i>Anarhichas lupus</i>	2.695	1.617	2.695	1.617	0.000	0.000	0.000	0.000	0.000	0.000
<i>Petromyzontidae</i>	0.000	0.000	0.000	0.000	0.000	0.000	0.000	0.000	0.000	0.000
<i>Torpedo nobiliana</i>	0.000	0.000	0.000	0.000	0.000	0.000	0.000	0.000	0.000	0.000
<i>Homarus americanus</i>	1.000	0.416	0.672	0.363	0.328	0.161	6.706	3.194	0.042	0.024
<i>Patinopecten, placopecten sp</i>	2.410	0.782	2.410	0.782	0.000	0.000	0.000	0.000	0.000	0.000
<i>Loligo pealei</i>	0.000	0.000	0.000	0.000	0.000	0.000	0.000	0.000	0.000	0.000
<i>Illex illecebrosus</i>	1.689	0.880	0.000	0.000	1.689	0.880	8.197	3.541	0.481	0.308
<i>Squid</i>	0.000	0.000	0.000	0.000	0.000	0.000	0.000	0.000	0.000	0.000
<i>Berycidae</i>	0.000	0.000	0.000	0.000	0.000	0.000	0.000	0.000	0.000	0.000
<i>Vessel 14</i>										
<i>Lophius americanus</i>	357.869	21.458	352.329	21.148	5.541	0.934	1.185	0.194	0.392	0.061

<i>Pomatomus saltatrix</i>	0.000	0.000	0.000	0.000	0.000	0.000	0.000	0.000	0.000	0.000
<i>Peprilus triacanthus</i>	0.000	0.000	0.000	0.000	0.000	0.000	0.000	0.000	0.000	0.000
<i>Gadus morhua</i>	326.105	20.914	314.776	20.771	11.329	3.194	2.811	0.489	0.677	0.180
<i>Tautoglabrus adspersus</i>	0.078	0.033	0.000	0.000	0.078	0.033	1.083	0.341	0.005	0.003
<i>Brosme brosme</i>	1.664	0.191	1.664	0.191	0.000	0.000	0.000	0.000	0.000	0.000
<i>Pleuronectes americanus</i>	33.471	3.937	30.738	2.870	2.733	2.712	0.126	0.109	0.075	0.074
<i>Paralichthys dentatus</i>	0.000	0.000	0.000	0.000	0.000	0.000	0.000	0.000	0.000	0.000
<i>Glyptocephalus cynoglossus</i>	42.737	2.335	40.907	2.245	1.830	0.212	1.971	0.240	0.165	0.022
<i>Pleuronectes ferrugineus</i>	15.261	2.952	14.963	2.867	0.298	0.115	0.091	0.056	0.032	0.013
<i>Hippoglossoides platessoides</i>	21.735	2.712	21.426	2.704	0.309	0.063	0.747	0.203	0.022	0.005
<i>Scophthalmus aquosus</i>	0.359	0.180	0.049	0.031	0.310	0.177	1.083	0.341	0.013	0.006
<i>Paralichthys oblongus</i>	0.088	0.026	0.000	0.000	0.088	0.026	1.625	0.416	0.012	0.005
<i>Trinectes maculatus</i>	0.000	0.000	0.000	0.000	0.000	0.000	0.000	0.000	0.000	0.000
<i>Macrouridae</i>	0.000	0.000	0.000	0.000	0.000	0.000	0.000	0.000	0.000	0.000
<i>Melanogrammus aeglefinus</i>	299.209	55.941	284.100	55.523	15.109	2.491	3.176	0.371	0.814	0.122
<i>Urophycis sp</i>	26.836	3.425	26.302	3.417	0.534	0.152	1.073	0.274	0.041	0.011
<i>Hippoglossus hippoglossus</i>	0.250	0.109	0.210	0.106	0.040	0.026	0.325	0.187	0.002	0.001

<i>Clupeidae</i>	0.033	0.018	0.000	0.000	0.033	0.018	0.758	0.286	0.005	0.003
<i>Clupea harengus</i>	0.022	0.013	0.000	0.000	0.022	0.013	0.325	0.187	0.003	0.002
<i>Zenopsis conchifera</i>	0.001	0.001	0.000	0.000	0.001	0.001	0.108	0.108	<0.001	<0.001
<i>Cyclopterus lumpus</i>	0.026	0.014	0.000	0.000	0.026	0.014	0.433	0.216	0.002	<0.001
<i>Scomber scombrus</i>	0.073	0.065	0.067	0.065	0.005	0.005	0.108	0.108	<0.001	<0.001
<i>Sebastes sp</i>	11.860	3.010	11.001	2.866	0.859	0.251	2.118	0.429	0.081	0.023
<i>Macrozoarces americanus</i>	4.352	0.441	0.011	0.011	4.341	0.441	15.818	1.202	0.362	0.052
<i>Pollachius virens</i>	36.270	4.308	36.173	4.305	0.098	0.064	0.106	0.082	0.005	0.003
<i>Cottidae</i>	3.931	0.561	0.000	0.000	3.931	0.561	10.401	1.005	0.261	0.045
<i>Hemitripterus americanus</i>	9.561	0.893	0.000	0.000	9.561	0.893	21.560	1.354	0.631	0.074
<i>Stenotomus chrysops</i>	0.000	0.000	0.000	0.000	0.000	0.000	0.000	0.000	0.000	0.000
<i>Centropristis striata</i>	0.018	0.013	0.013	0.013	0.005	0.003	0.433	0.216	<0.001	<0.001
<i>Triglidae sp</i>	0.000	0.000	0.000	0.000	0.000	0.000	0.000	0.000	0.000	0.000
<i>Mustelus, squalus sp</i>	8.212	3.238	0.000	0.000	8.212	3.238	1.300	0.373	0.450	0.148
<i>Squalus acanthias</i>	30.528	7.581	0.000	0.000	30.528	7.581	28.169	1.481	1.552	0.198
<i>Squaliformes</i>	0.531	0.293	0.000	0.000	0.531	0.293	0.542	0.242	0.059	0.034
<i>Rajidae</i>	443.438	36.458	162.315	17.731	281.124	27.164	28.590	1.405	10.681	0.721

<i>Raja laevis</i>	74.502	11.649	0.000	0.000	74.502	11.649	15.601	1.195	3.353	0.395
<i>Raja eglantera</i>	0.000	0.000	0.000	0.000	0.000	0.000	0.000	0.000	0.000	0.000
<i>Morone saxatilis</i>	0.000	0.000	0.000	0.000	0.000	0.000	0.000	0.000	0.000	0.000
<i>Tautoga onitis</i>	0.016	0.016	0.000	0.000	0.016	0.016	0.108	0.108	<0.001	<0.001
<i>Lamna nasus</i>	0.000	0.000	0.000	0.000	0.000	0.000	0.000	0.000	0.000	0.000
<i>Cetorhinus maximus</i>	0.000	0.000	0.000	0.000	0.000	0.000	0.000	0.000	0.000	0.000
<i>Merluccius spp</i>	1.837	1.368	1.734	1.368	0.103	0.032	1.235	0.360	0.008	0.003
<i>Anarhichas lupus</i>	0.378	0.100	0.378	0.100	0.000	0.000	0.000	0.000	0.000	0.000
<i>Petromyzontidae</i>	0.000	0.000	0.000	0.000	0.000	0.000	0.000	0.000	0.000	0.000
<i>Torpedo nobiliana</i>	0.065	0.065	0.000	0.000	0.065	0.065	0.108	0.108	0.003	0.003
<i>Homarus americanus</i>	38.859	2.659	25.870	1.634	12.989	1.798	17.627	0.965	1.113	0.134
<i>Patinopecten, placopecten sp</i>	0.066	0.049	0.065	0.049	0.001	0.001	0.108	0.108	<0.001	<0.001
<i>Loligo pealei</i>	0.001	0.001	0.000	0.000	0.001	0.001	0.108	0.108	<0.001	<0.001
<i>Illex illecebrosus</i>	0.000	0.000	0.000	0.000	0.000	0.000	0.000	0.000	0.000	0.000
<i>Squid</i>	0.000	0.000	0.000	0.000	0.000	0.000	0.000	0.000	0.000	0.000
<i>Berycidae</i>	0.000	0.000	0.000	0.000	0.000	0.000	0.000	0.000	0.000	0.000

<i>Vessel 15</i>										
<i>Lophius americanus</i>	24.270	2.361	19.060	1.923	3.042	1.111	3.214	0.928	0.373	0.142
<i>Pomatomus saltatrix</i>	0.000	0.000	0.000	0.000	0.000	0.000	0.000	0.000	0.000	0.000
<i>Peprilus triacanthus</i>	0.000	0.000	0.000	0.000	0.000	0.000	0.000	0.000	0.000	0.000
<i>Gadus morhua</i>	204.428	31.216	227.205	35.566	3.287	1.774	1.239	0.532	0.674	0.327
<i>Tautoglabrus adspersus</i>	0.000	0.000	0.000	0.000	0.000	0.000	0.000	0.000	0.000	0.000
<i>Brosme brosme</i>	0.030	0.030	0.000	0.000	0.030	0.030	0.299	0.299	<0.001	<0.001
<i>Pleuronectes americanus</i>	19.749	3.579	19.734	3.245	0.000	0.000	0.000	0.000	0.000	0.000
<i>Paralichthys dentatus</i>	0.195	0.100	0.511	0.191	0.000	0.000	0.000	0.000	0.000	0.000
<i>Glyptocephalus cynoglossus</i>	46.805	4.422	42.522	4.030	0.000	0.000	0.000	0.000	0.000	0.000
<i>Pleuronectes ferrugineus</i>	29.746	3.938	31.411	3.641	0.105	0.068	0.284	0.220	0.021	0.013
<i>Hippoglossoides platessoides</i>	78.272	6.895	70.358	6.309	0.000	0.000	0.000	0.000	0.000	0.000
<i>Scophthalmus aquosus</i>	3.811	1.238	1.976	0.805	1.716	0.860	4.391	1.107	0.261	0.131
<i>Paralichthys oblongus</i>	0.156	0.079	0.000	0.000	0.156	0.079	1.497	0.665	0.014	0.007
<i>Trinectes maculatus</i>	0.000	0.000	0.000	0.000	0.000	0.000	0.000	0.000	0.000	0.000
<i>Macrouridae</i>	0.000	0.000	0.000	0.000	0.000	0.000	0.000	0.000	0.000	0.000
<i>Melanogrammus aeglefinus</i>	56.083	12.898	50.354	11.612	0.000	0.000	0.000	0.000	0.000	0.000

<i>Urophycis sp</i>	36.538	7.178	32.792	6.469	0.015	0.015	0.299	0.299	0.041	0.041
<i>Hippoglossus hippoglossus</i>	0.036	0.026	0.000	0.000	0.036	0.026	0.599	0.423	0.005	0.004
<i>Clupeidae</i>	0.045	0.033	0.000	0.000	0.045	0.033	0.599	0.423	0.014	0.011
<i>Clupea harengus</i>	0.000	0.000	0.000	0.000	0.000	0.000	0.000	0.000	0.000	0.000
<i>Zenopsis conchifera</i>	0.000	0.000	0.000	0.000	0.000	0.000	0.000	0.000	0.000	0.000
<i>Cyclopterus lumpus</i>	0.051	0.029	0.000	0.000	0.051	0.029	0.898	0.517	0.015	0.011
<i>Scomber scombrus</i>	0.174	0.151	0.000	0.000	0.174	0.151	0.898	0.517	0.013	0.008
<i>Sebastes sp</i>	2.186	0.709	1.911	0.637	0.057	0.038	1.198	0.596	0.011	0.009
<i>Macrozoarces americanus</i>	1.030	0.301	0.000	0.000	1.030	0.301	5.988	1.300	0.184	0.059
<i>Pollachius virens</i>	7.362	1.354	6.610	1.221	0.000	0.000	0.000	0.000	0.000	0.000
<i>Cottidae</i>	41.108	7.778	0.000	0.000	41.108	7.778	22.754	2.297	3.370	0.541
<i>Hemitripterus americanus</i>	12.506	3.867	0.000	0.000	12.506	3.867	14.671	1.939	1.648	0.394
<i>Stenotomus chrysops</i>	0.000	0.000	0.000	0.000	0.000	0.000	0.000	0.000	0.000	0.000
<i>Centropristis striata</i>	0.000	0.000	0.000	0.000	0.000	0.000	0.000	0.000	0.000	0.000
<i>Triglidae sp</i>	0.000	0.000	0.000	0.000	0.000	0.000	0.000	0.000	0.000	0.000
<i>Mustelus, squalus sp</i>	7.290	3.273	0.000	0.000	7.290	3.273	4.790	1.170	1.097	0.396
<i>Squalus acanthias</i>	15.934	9.131	0.000	0.000	15.934	9.131	7.485	1.442	1.903	0.508

<i>Squaliformes</i>	0.000	0.000	0.000	0.000	0.000	0.000	0.000	0.000	0.000	0.000
<i>Rajidae</i>	494.026	71.741	117.314	36.713	383.634	58.088	73.422	2.305	26.469	1.552
<i>Raja laevis</i>	1.796	1.796	0.000	0.000	1.796	1.796	0.299	0.299	0.194	0.194
<i>Raja eglanteria</i>	0.000	0.000	0.000	0.000	0.000	0.000	0.000	0.000	0.000	0.000
<i>Morone saxatilis</i>	0.000	0.000	0.000	0.000	0.000	0.000	0.000	0.000	0.000	0.000
<i>Tautoga onitis</i>	0.000	0.000	0.000	0.000	0.000	0.000	0.000	0.000	0.000	0.000
<i>Lamna nasus</i>	0.000	0.000	0.000	0.000	0.000	0.000	0.000	0.000	0.000	0.000
<i>Cetorhinus maximus</i>	0.000	0.000	0.000	0.000	0.000	0.000	0.000	0.000	0.000	0.000
<i>Merluccius spp</i>	0.314	0.140	0.000	0.000	0.314	0.140	1.796	0.728	0.041	0.019
<i>Anarhichas lupus</i>	0.381	0.154	0.342	0.139	0.000	0.000	0.000	0.000	0.000	0.000
<i>Petromyzontidae</i>	0.000	0.000	0.000	0.000	0.000	0.000	0.000	0.000	0.000	0.000
<i>Torpedo nobiliana</i>	0.000	0.000	0.000	0.000	0.000	0.000	0.000	0.000	0.000	0.000
<i>Homarus americanus</i>	5.207	1.356	4.570	1.210	0.117	0.067	1.081	0.534	0.022	0.014
<i>Patinopecten, placopecten sp</i>	2.160	1.156	1.939	1.039	0.000	0.000	0.000	0.000	0.000	0.000
<i>Loligo pealei</i>	0.000	0.000	0.000	0.000	0.000	0.000	0.000	0.000	0.000	0.000
<i>Illex illecebrosus</i>	0.000	0.000	0.000	0.000	0.000	0.000	0.000	0.000	0.000	0.000
<i>Squid</i>	0.000	0.000	0.000	0.000	0.000	0.000	0.000	0.000	0.000	0.000

<i>Berycidae</i>	0.000	0.000	0.000	0.000	0.000	0.000	0.000	0.000	0.000	0.000
<i>Vessel 16</i>										
<i>Lophius americanus</i>	119.863	20.033	118.296	20.005	1.566	0.382	5.118	1.032	0.176	0.042
<i>Pomatomus saltatrix</i>	0.000	0.000	0.000	0.000	0.000	0.000	0.000	0.000	0.000	0.000
<i>Peprilus triacanthus</i>	0.000	0.000	0.000	0.000	0.000	0.000	0.000	0.000	0.000	0.000
<i>Gadus morhua</i>	291.815	33.826	266.129	27.315	25.685	17.196	1.645	0.550	0.598	0.300
<i>Tautoglabrus adspersus</i>	0.000	0.000	0.000	0.000	0.000	0.000	0.000	0.000	0.000	0.000
<i>Brosme brosme</i>	0.759	0.250	0.009	0.009	0.750	0.249	2.688	0.840	0.074	0.027
<i>Pleuronectes americanus</i>	174.472	14.838	172.024	14.632	2.447	2.159	0.454	0.231	0.174	0.138
<i>Paralichthys dentatus</i>	2.927	0.704	1.965	0.593	0.962	0.323	3.395	0.922	0.047	0.015
<i>Glyptocephalus cynoglossus</i>	22.914	3.669	21.527	3.307	1.387	0.491	0.982	0.313	0.126	0.039
<i>Pleuronectes ferrugineus</i>	208.577	25.323	205.884	25.237	2.693	0.578	0.988	0.228	0.227	0.061
<i>Hippoglossoides platessoides</i>	38.715	7.008	37.484	6.788	1.231	0.328	0.604	0.129	0.157	0.042
<i>Scophthalmus aquosus</i>	11.734	2.160	0.145	0.062	11.589	2.159	13.950	1.777	0.910	0.182
<i>Paralichthys oblongus</i>	0.277	0.146	0.000	0.000	0.277	0.146	3.226	0.917	0.023	0.011
<i>Trinectes maculatus</i>	0.000	0.000	0.000	0.000	0.000	0.000	0.000	0.000	0.000	0.000

<i>Macrouridae</i>	0.000	0.000	0.000	0.000	0.000	0.000	0.000	0.000	0.000	0.000
<i>Melanogrammus aeglefinus</i>	65.250	18.129	64.992	18.130	0.258	0.089	1.262	0.500	0.031	0.012
<i>Urophycis sp</i>	4.216	1.561	4.135	1.561	0.081	0.040	1.882	0.705	0.011	0.006
<i>Hippoglossus hippoglossus</i>	0.056	0.027	0.000	0.000	0.056	0.027	1.344	0.598	0.006	0.003
<i>Clupeidae</i>	0.013	0.013	0.000	0.000	0.013	0.013	0.269	0.269	<0.001	<0.001
<i>Clupea harengus</i>	0.000	0.000	0.000	0.000	0.000	0.000	0.000	0.000	0.000	0.000
<i>Zenopsis conchifera</i>	0.000	0.000	0.000	0.000	0.000	0.000	0.000	0.000	0.000	0.000
<i>Cyclopterus lumpus</i>	0.081	0.068	0.000	0.000	0.081	0.068	0.538	0.380	0.008	0.007
<i>Scomber scombrus</i>	0.035	0.020	0.000	0.000	0.035	0.020	1.344	0.598	0.002	0.001
<i>Sebastes sp</i>	0.008	0.006	0.000	0.000	0.008	0.006	0.538	0.380	<0.001	<0.001
<i>Macrozoarces americanus</i>	12.962	0.916	0.003	0.003	12.960	0.916	60.198	2.540	1.138	0.093
<i>Pollachius virens</i>	7.468	1.418	7.468	1.418	0.000	0.000	0.000	0.000	0.000	0.000
<i>Cottidae</i>	2.137	0.358	0.000	0.000	2.137	0.358	18.548	2.018	0.164	0.038
<i>Hemitripterus americanus</i>	55.177	7.800	0.000	0.000	55.177	7.800	60.484	2.538	3.601	0.410
<i>Stenotomus chrysops</i>	0.000	0.000	0.000	0.000	0.000	0.000	0.000	0.000	0.000	0.000
<i>Centropristis striata</i>	0.059	0.054	0.000	0.000	0.059	0.054	0.538	0.380	0.002	0.001
<i>Triglidae sp</i>	0.720	0.332	0.000	0.000	0.720	0.332	4.301	1.053	0.078	0.046

<i>Mustelus, squalus sp</i>	0.040	0.040	0.000	0.000	0.040	0.040	0.269	0.269	0.005	0.005
<i>Squalus acanthias</i>	2.030	0.470	0.000	0.000	2.030	0.470	7.527	1.370	0.173	0.049
<i>Squaliformes</i>	0.000	0.000	0.000	0.000	0.000	0.000	0.000	0.000	0.000	0.000
<i>Rajidae</i>	780.613	53.330	102.013	15.715	678.599	47.538	75.639	2.031	30.946	1.334
<i>Raja laevis</i>	20.099	3.780	0.000	0.000	20.099	3.780	15.323	1.870	1.118	0.231
<i>Raja eglanteria</i>	0.000	0.000	0.000	0.000	0.000	0.000	0.000	0.000	0.000	0.000
<i>Morone saxatilis</i>	0.000	0.000	0.000	0.000	0.000	0.000	0.000	0.000	0.000	0.000
<i>Tautoga onitis</i>	0.008	0.008	0.000	0.000	0.008	0.008	0.269	0.269	<0.001	<0.001
<i>Lamna nasus</i>	0.000	0.000	0.000	0.000	0.000	0.000	0.000	0.000	0.000	0.000
<i>Cetorhinus maximus</i>	0.000	0.000	0.000	0.000	0.000	0.000	0.000	0.000	0.000	0.000
<i>Merluccius spp</i>	0.258	0.086	0.000	0.000	0.258	0.086	5.376	1.171	0.019	0.005
<i>Anarhichas lupus</i>	0.048	0.036	0.048	0.036	0.000	0.000	0.000	0.000	0.000	0.000
<i>Petromyzontidae</i>	0.000	0.000	0.000	0.000	0.000	0.000	0.000	0.000	0.000	0.000
<i>Torpedo nobiliana</i>	0.000	0.000	0.000	0.000	0.000	0.000	0.000	0.000	0.000	0.000
<i>Homarus americanus</i>	23.169	4.105	7.997	1.414	15.172	2.812	14.254	1.551	0.955	0.153
<i>Patinopecten, placopecten sp</i>	0.745	0.258	0.745	0.258	0.000	0.000	0.000	0.000	0.000	0.000
<i>Loligo pealei</i>	0.000	0.000	0.000	0.000	0.000	0.000	0.000	0.000	0.000	0.000

<i>Illex illecebrosus</i>	0.003	0.003	0.003	0.003	0.000	0.000	0.000	0.000	0.000	0.000
<i>Squid</i>	0.013	0.013	0.000	0.000	0.013	0.013	0.269	0.269	0.001	0.001
<i>Berycidae</i>	0.000	0.000	0.000	0.000	0.000	0.000	0.000	0.000	0.000	0.000
<i>Vessel 17</i>										
<i>Lophius americanus</i>	711.806	34.014	688.011	32.801	23.795	1.809	2.577	0.135	1.201	0.059
<i>Pomatomus saltatrix</i>	0.000	0.000	0.000	0.000	0.000	0.000	0.000	0.000	0.000	0.000
<i>Peprilus triacanthus</i>	0.004	0.003	0.000	0.000	0.004	0.003	0.275	0.194	<0.001	<0.001
<i>Gadus morhua</i>	110.912	5.868	110.092	5.799	0.820	0.322	0.517	0.114	0.064	0.019
<i>Tautoglabrus adspersus</i>	0.000	0.000	0.000	0.000	0.000	0.000	0.000	0.000	0.000	0.000
<i>Brosme brosme</i>	0.290	0.061	0.237	0.057	0.052	0.022	0.825	0.336	0.003	0.002
<i>Pleuronectes americanus</i>	25.052	3.149	24.820	3.126	0.232	0.044	0.116	0.022	0.021	0.004
<i>Paralichthys dentatus</i>	0.007	0.007	0.000	0.000	0.007	0.007	0.138	0.138	<0.001	<0.001
<i>Glyptocephalus cynoglossus</i>	103.112	4.073	96.517	3.822	6.595	0.359	4.576	0.200	0.477	0.027
<i>Pleuronectes ferrugineus</i>	95.227	11.954	92.453	11.534	2.774	0.488	0.716	0.163	0.183	0.024
<i>Hippoglossoides platessoides</i>	94.789	4.720	89.273	4.416	5.517	0.401	4.029	0.167	0.445	0.030
<i>Scophthalmus aquosus</i>	0.531	0.245	0.320	0.228	0.210	0.046	3.610	0.685	0.039	0.022

<i>Paralichthys oblongus</i>	0.050	0.016	0.000	0.000	0.050	0.016	2.063	0.528	0.003	0.001
<i>Trinectes maculatus</i>	0.003	0.003	0.003	0.003	0.000	0.000	0.000	0.000	0.000	0.000
<i>Macrouridae</i>	0.000	0.000	0.000	0.000	0.000	0.000	0.000	0.000	0.000	0.000
<i>Melanogrammus aeglefinus</i>	41.289	9.404	40.614	9.361	0.675	0.266	0.439	0.119	0.039	0.013
<i>Urophycis sp</i>	8.515	0.686	8.398	0.671	0.117	0.049	0.752	0.282	0.010	0.004
<i>Hippoglossus hippoglossus</i>	0.119	0.066	0.059	0.059	0.061	0.030	0.688	0.307	0.005	0.003
<i>Clupeidae</i>	0.003	0.003	0.000	0.000	0.003	0.003	0.138	0.138	0.003	0.003
<i>Clupea harengus</i>	0.018	0.010	0.000	0.000	0.018	0.010	0.688	0.307	0.001	<0.001
<i>Zenopsis conchifera</i>	0.000	0.000	0.000	0.000	0.000	0.000	0.000	0.000	0.000	0.000
<i>Cyclopterus lumpus</i>	0.007	0.007	0.000	0.000	0.007	0.007	0.138	0.138	0.001	0.001
<i>Scomber scombrus</i>	0.010	0.004	0.000	0.000	0.010	0.004	0.963	0.362	<0.001	<0.001
<i>Sebastes sp</i>	0.065	0.026	0.050	0.020	0.015	0.008	0.459	0.222	0.003	0.002
<i>Macrozoarces americanus</i>	0.289	0.063	0.000	0.000	0.289	0.063	4.402	0.761	0.015	0.004
<i>Pollachius virens</i>	6.512	0.650	6.512	0.650	0.000	0.000	0.000	0.000	0.000	0.000
<i>Cottidae</i>	0.091	0.050	0.000	0.000	0.091	0.050	0.825	0.336	0.108	0.078
<i>Hemitripterus americanus</i>	0.216	0.081	0.000	0.000	0.216	0.081	1.513	0.453	0.120	0.079
<i>Stenotomus chrysops</i>	0.000	0.000	0.000	0.000	0.000	0.000	0.000	0.000	0.000	0.000

<i>Centropristis striata</i>	0.003	0.003	0.000	0.000	0.003	0.003	0.138	0.138	<0.001	<0.001
<i>Triglidae sp</i>	0.000	0.000	0.000	0.000	0.000	0.000	0.000	0.000	0.000	0.000
<i>Mustelus, squalus sp</i>	0.484	0.249	0.000	0.000	0.484	0.249	0.550	0.275	0.062	0.039
<i>Squalus acanthias</i>	2.260	0.337	0.000	0.000	2.260	0.337	20.495	1.498	0.168	0.030
<i>Squaliformes</i>	0.000	0.000	0.000	0.000	0.000	0.000	0.000	0.000	0.000	0.000
<i>Rajidae</i>	583.741	42.322	457.620	36.403	126.121	9.890	23.481	1.232	6.512	0.431
<i>Raja laevis</i>	9.613	2.954	0.000	0.000	9.613	2.954	5.227	0.826	0.341	0.097
<i>Raja eglanteria</i>	0.157	0.090	0.000	0.000	0.157	0.090	0.688	0.307	0.010	0.006
<i>Morone saxatilis</i>	0.000	0.000	0.000	0.000	0.000	0.000	0.000	0.000	0.000	0.000
<i>Tautoga onitis</i>	0.000	0.000	0.000	0.000	0.000	0.000	0.000	0.000	0.000	0.000
<i>Lamna nasus</i>	0.000	0.000	0.000	0.000	0.000	0.000	0.000	0.000	0.000	0.000
<i>Cetorhinus maximus</i>	0.000	0.000	0.000	0.000	0.000	0.000	0.000	0.000	0.000	0.000
<i>Merluccius spp</i>	0.370	0.062	0.025	0.014	0.345	0.060	7.491	0.973	0.032	0.006
<i>Anarhichas lupus</i>	0.930	0.303	0.930	0.303	0.000	0.000	0.000	0.000	0.000	0.000
<i>Petromyzontidae</i>	0.000	0.000	0.000	0.000	0.000	0.000	0.000	0.000	0.000	0.000
<i>Torpedo nobiliana</i>	0.000	0.000	0.000	0.000	0.000	0.000	0.000	0.000	0.000	0.000
<i>Homarus americanus</i>	41.421	1.910	29.692	1.397	11.729	0.595	21.114	0.759	0.992	0.064

<i>Patinopecten, placopecten sp</i>	0.786	0.240	0.786	0.240	0.000	0.000	0.000	0.000	0.000	0.000
<i>Loligo pealei</i>	0.018	0.011	0.000	0.000	0.018	0.011	0.413	0.238	<0.001	<0.001
<i>Illex illecebrosus</i>	0.021	0.012	0.000	0.000	0.021	0.012	0.413	0.238	0.001	<0.001
<i>Squid</i>	0.000	0.000	0.000	0.000	0.000	0.000	0.000	0.000	0.000	0.000
<i>Berycidae</i>	0.000	0.000	0.000	0.000	0.000	0.000	0.000	0.000	0.000	0.000
Vessel 18										
<i>Lophius americanus</i>	4.800	1.592	4.453	1.493	0.347	0.136	2.212	1.376	0.011	0.005
<i>Pomatomus saltatrix</i>	0.000	0.000	0.000	0.000	0.000	0.000	0.000	0.000	0.000	0.000
<i>Peprilus triacanthus</i>	0.013	0.013	0.000	0.000	0.013	0.013	1.333	1.333	<0.001	<0.001
<i>Gadus morhua</i>	61.387	7.860	57.373	7.767	4.013	2.309	5.460	2.407	0.857	0.582
<i>Tautogolabrus adspersus</i>	0.000	0.000	0.000	0.000	0.000	0.000	0.000	0.000	0.000	0.000
<i>Brosme brosme</i>	0.013	0.013	0.000	0.000	0.013	0.013	1.333	1.333	<0.001	<0.001
<i>Pleuronectes americanus</i>	57.467	11.618	57.467	11.618	0.000	0.000	0.000	0.000	0.000	0.000
<i>Paralichthys dentatus</i>	1.520	0.640	0.000	0.000	1.520	0.640	12.000	3.778	0.066	0.028
<i>Glyptocephalus cynoglossus</i>	0.000	0.000	0.000	0.000	0.000	0.000	0.000	0.000	0.000	0.000
<i>Pleuronectes ferrugineus</i>	407.787	47.364	375.373	43.919	32.413	5.884	8.841	1.604	5.408	1.284

<i>Hippoglossoides platessoides</i>	6.133	3.693	5.853	3.436	0.280	0.267	0.365	0.283	0.037	0.037
<i>Scophthalmus aquosus</i>	4.267	1.616	0.000	0.000	4.267	1.616	14.667	4.113	0.134	0.048
<i>Paralichthys oblongus</i>	0.453	0.186	0.000	0.000	0.453	0.186	9.333	3.382	0.019	0.008
<i>Trinectes maculatus</i>	0.000	0.000	0.000	0.000	0.000	0.000	0.000	0.000	0.000	0.000
<i>Macrouridae</i>	0.000	0.000	0.000	0.000	0.000	0.000	0.000	0.000	0.000	0.000
<i>Melanogrammus aeglefinus</i>	122.883	36.825	122.707	36.833	0.176	0.105	6.667	2.900	0.002	0.001
<i>Urophycis sp</i>	0.400	0.287	0.240	0.240	0.160	0.160	1.333	1.333	0.018	0.018
<i>Hippoglossus hippoglossus</i>	0.000	0.000	0.000	0.000	0.000	0.000	0.000	0.000	0.000	0.000
<i>Clupeidae</i>	0.067	0.067	0.000	0.000	0.067	0.067	1.333	1.333	0.011	0.011
<i>Clupea harengus</i>	0.040	0.030	0.000	0.000	0.040	0.030	2.667	1.873	0.002	0.001
<i>Zenopsis conchifera</i>	0.000	0.000	0.000	0.000	0.000	0.000	0.000	0.000	0.000	0.000
<i>Cyclopterus lumpus</i>	0.000	0.000	0.000	0.000	0.000	0.000	0.000	0.000	0.000	0.000
<i>Scomber scombrus</i>	0.000	0.000	0.000	0.000	0.000	0.000	0.000	0.000	0.000	0.000
<i>Sebastes sp</i>	0.000	0.000	0.000	0.000	0.000	0.000	0.000	0.000	0.000	0.000
<i>Macrozoarces americanus</i>	0.080	0.046	0.000	0.000	0.080	0.046	4.000	2.278	0.002	0.001
<i>Pollachius virens</i>	0.000	0.000	0.000	0.000	0.000	0.000	0.000	0.000	0.000	0.000
<i>Cottidae</i>	4.747	2.233	0.000	0.000	4.747	2.233	13.333	3.952	0.648	0.372

<i>Hemitripterus americanus</i>	1.640	0.525	0.000	0.000	1.640	0.525	13.333	3.952	0.121	0.059
<i>Stenotomus chrysops</i>	0.000	0.000	0.000	0.000	0.000	0.000	0.000	0.000	0.000	0.000
<i>Centropristis striata</i>	0.053	0.053	0.053	0.053	0.000	0.000	0.000	0.000	0.000	0.000
<i>Triglidae sp</i>	0.000	0.000	0.000	0.000	0.000	0.000	0.000	0.000	0.000	0.000
<i>Mustelus, squalus sp</i>	0.000	0.000	0.000	0.000	0.000	0.000	0.000	0.000	0.000	0.000
<i>Squalus acanthias</i>	0.427	0.427	0.000	0.000	0.427	0.427	1.333	1.333	0.047	0.047
<i>Squaliformes</i>	0.000	0.000	0.000	0.000	0.000	0.000	0.000	0.000	0.000	0.000
<i>Rajidae</i>	429.437	149.516	13.171	5.278	416.267	149.637	45.635	5.399	16.103	2.460
<i>Raja laevis</i>	2.707	0.965	0.000	0.000	2.707	0.965	13.333	3.952	0.086	0.032
<i>Raja eglantheria</i>	0.000	0.000	0.000	0.000	0.000	0.000	0.000	0.000	0.000	0.000
<i>Morone saxatilis</i>	0.000	0.000	0.000	0.000	0.000	0.000	0.000	0.000	0.000	0.000
<i>Tautoga onitis</i>	0.000	0.000	0.000	0.000	0.000	0.000	0.000	0.000	0.000	0.000
<i>Lamna nasus</i>	0.000	0.000	0.000	0.000	0.000	0.000	0.000	0.000	0.000	0.000
<i>Cetorhinus maximus</i>	0.000	0.000	0.000	0.000	0.000	0.000	0.000	0.000	0.000	0.000
<i>Merluccius spp</i>	0.227	0.142	0.000	0.000	0.227	0.142	6.667	2.900	0.006	0.003
<i>Anarhichas lupus</i>	0.000	0.000	0.000	0.000	0.000	0.000	0.000	0.000	0.000	0.000
<i>Petromyzontidae</i>	0.000	0.000	0.000	0.000	0.000	0.000	0.000	0.000	0.000	0.000

<i>Torpedo nobiliana</i>	0.000	0.000	0.000	0.000	0.000	0.000	0.000	0.000	0.000	0.000
<i>Homarus americanus</i>	0.613	0.287	0.480	0.245	0.133	0.077	1.778	1.029	0.003	0.002
<i>Patinopecten, placopecten sp</i>	158.966	57.246	151.606	55.343	7.360	5.056	1.890	1.386	0.074	0.048
<i>Loligo pealei</i>	0.133	0.077	0.000	0.000	0.133	0.077	5.333	2.612	0.012	0.008
<i>Illex illecebrosus</i>	0.067	0.048	0.000	0.000	0.067	0.048	2.667	1.873	0.005	0.004
<i>Squid</i>	0.000	0.000	0.000	0.000	0.000	0.000	0.000	0.000	0.000	0.000
<i>Berycidae</i>	0.000	0.000	0.000	0.000	0.000	0.000	0.000	0.000	0.000	0.000
<i>Vessel 19</i>										
<i>Lophius americanus</i>	103.820	9.563	94.782	8.392	4.995	0.799	1.348	0.176	0.550	0.077
<i>Pomatomus saltatrix</i>	0.344	0.104	0.000	0.000	0.344	0.104	1.752	0.482	0.024	0.007
<i>Peprilus triacanthus</i>	0.012	0.007	0.001	0.001	0.011	0.007	0.539	0.269	<0.001	<0.001
<i>Gadus morhua</i>	143.380	20.266	152.889	18.663	4.424	0.706	4.247	0.506	0.598	0.125
<i>Tautoglabrus adspersus</i>	0.764	0.104	0.000	0.000	0.764	0.104	10.916	1.146	0.046	0.007
<i>Brosme brosme</i>	0.318	0.092	0.295	0.084	0.018	0.014	0.166	0.138	0.002	0.001
<i>Pleuronectes americanus</i>	316.097	17.737	294.161	16.083	0.986	0.235	0.526	0.206	0.081	0.022
<i>Paralichthys dentatus</i>	3.607	0.779	0.915	0.346	2.588	0.646	5.635	0.843	0.176	0.049

<i>Glyptocephalus cynoglossus</i>	16.271	1.530	14.160	1.292	1.903	0.219	3.182	0.357	0.279	0.039
<i>Pleuronectes ferrugineus</i>	29.542	4.167	28.916	3.669	1.180	0.364	0.965	0.184	0.109	0.035
<i>Hippoglossoides platessoides</i>	25.157	3.041	22.959	2.627	2.012	0.258	2.042	0.253	0.245	0.032
<i>Scophthalmus aquosus</i>	2.292	0.363	0.024	0.017	2.265	0.362	11.456	1.170	0.198	0.041
<i>Paralichthys oblongus</i>	0.340	0.081	0.000	0.000	0.340	0.081	4.447	0.757	0.024	0.006
<i>Trinectes maculatus</i>	0.000	0.000	0.000	0.000	0.000	0.000	0.000	0.000	0.000	0.000
<i>Macrouridae</i>	0.000	0.000	0.000	0.000	0.000	0.000	0.000	0.000	0.000	0.000
<i>Melanogrammus aeglefinus</i>	74.725	20.082	72.896	18.153	1.349	0.300	1.348	0.236	0.125	0.022
<i>Urophycis sp</i>	2.160	0.408	1.754	0.343	0.208	0.056	1.189	0.337	0.032	0.010
<i>Hippoglossus hippoglossus</i>	0.142	0.066	0.090	0.054	0.042	0.025	0.412	0.233	0.005	0.003
<i>Clupeidae</i>	0.013	0.010	0.000	0.000	0.013	0.010	0.270	0.190	0.001	0.001
<i>Clupea harengus</i>	0.129	0.044	0.000	0.000	0.129	0.044	1.887	0.500	0.016	0.005
<i>Zenopsis conchifera</i>	0.004	0.004	0.000	0.000	0.004	0.004	0.135	0.135	<0.001	<0.001
<i>Cyclopterus lumpus</i>	0.168	0.063	0.000	0.000	0.168	0.063	1.617	0.463	0.024	0.009
<i>Scomber scombrus</i>	1.524	1.483	0.363	0.363	1.119	1.079	0.368	0.214	0.088	0.080
<i>Sebastes sp</i>	0.305	0.115	0.311	0.111	0.012	0.007	0.294	0.191	0.001	<0.001
<i>Macrozoarces americanus</i>	1.043	0.355	0.303	0.303	0.706	0.115	7.951	0.994	0.097	0.019

<i>Pollachius virens</i>	3.257	0.718	3.026	0.631	0.047	0.031	0.061	0.046	0.006	0.004
<i>Cottidae</i>	5.425	0.798	0.000	0.000	5.425	0.798	27.763	1.645	0.439	0.049
<i>Hemitripterus americanus</i>	10.364	1.187	0.000	0.000	10.364	1.187	38.005	1.783	0.844	0.086
<i>Stenotomus chrysops</i>	<0.001	<0.001	0.000	0.000	<0.001	<0.001	0.135	0.135	<0.001	<0.001
<i>Centropristis striata</i>	0.011	0.008	0.000	0.000	0.011	0.008	0.270	0.190	0.002	0.002
<i>Triglidae sp</i>	0.162	0.044	0.000	0.000	0.162	0.044	2.695	0.595	0.017	0.007
<i>Mustelus, squalus sp</i>	0.007	0.007	0.000	0.000	0.007	0.007	0.135	0.135	0.003	0.003
<i>Squalus acanthias</i>	4.997	1.811	0.000	0.000	4.997	1.811	17.385	1.392	0.355	0.097
<i>Squaliformes</i>	0.020	0.012	0.000	0.000	0.020	0.012	0.404	0.233	<0.001	<0.001
<i>Rajidae</i>	708.453	46.789	113.159	7.803	588.249	44.032	59.144	1.524	28.784	1.007
<i>Raja laevis</i>	5.101	1.334	0.000	0.000	5.101	1.334	9.164	1.060	0.383	0.091
<i>Raja eglantera</i>	0.000	0.000	0.000	0.000	0.000	0.000	0.000	0.000	0.000	0.000
<i>Morone saxatilis</i>	0.478	0.243	0.000	0.000	0.478	0.243	0.674	0.301	0.033	0.017
<i>Tautoga onitis</i>	0.027	0.013	0.000	0.000	0.027	0.013	0.539	0.269	0.002	<0.001
<i>Lamna nasus</i>	0.000	0.000	0.000	0.000	0.000	0.000	0.000	0.000	0.000	0.000
<i>Cetorhinus maximus</i>	0.000	0.000	0.000	0.000	0.000	0.000	0.000	0.000	0.000	0.000
<i>Merluccius spp</i>	0.490	0.169	0.332	0.146	0.121	0.047	1.617	0.463	0.007	0.003

<i>Anarhichas lupus</i>	0.251	0.115	0.214	0.096	0.013	0.013	0.023	0.023	<0.001	<0.001
<i>Petromyzontidae</i>	0.000	0.000	0.000	0.000	0.000	0.000	0.000	0.000	0.000	0.000
<i>Torpedo nobiliana</i>	0.000	0.000	0.000	0.000	0.000	0.000	0.000	0.000	0.000	0.000
<i>Homarus americanus</i>	35.323	3.014	21.576	1.513	13.138	1.770	18.357	1.006	1.143	0.112
<i>Patinopecten, placopecten sp</i>	0.221	0.090	0.101	0.052	0.109	0.069	1.348	0.424	0.007	0.005
<i>Loligo pealei</i>	0.301	0.073	0.056	0.035	0.239	0.062	3.369	0.663	0.013	0.004
<i>Illex illecebrosus</i>	0.075	0.039	0.000	0.000	0.075	0.039	0.943	0.355	0.006	0.003
<i>Squid</i>	0.492	0.095	0.000	0.000	0.492	0.095	6.199	0.886	0.032	0.006
<i>Berycidae</i>	0.000	0.000	0.000	0.000	0.000	0.000	0.000	0.000	0.000	0.000
<i>Vessel 20</i>										
<i>Lophius americanus</i>	6.041	2.019	5.952	1.997	0.089	0.089	0.291	0.291	0.003	0.003
<i>Pomatomus saltatrix</i>	4.096	2.375	3.585	2.372	0.511	0.312	6.667	3.761	0.011	0.006
<i>Pepnilus triacanthus</i>	0.044	0.031	0.000	0.000	0.044	0.031	4.444	3.107	0.002	0.001
<i>Gadus morhua</i>	138.799	42.778	137.332	42.423	1.467	0.569	1.282	0.617	0.034	0.013
<i>Tautogolabrus adspersus</i>	3.378	1.060	0.000	0.000	3.378	1.060	46.667	7.521	0.127	0.040
<i>Brosme brosme</i>	0.000	0.000	0.000	0.000	0.000	0.000	0.000	0.000	0.000	0.000

<i>Pleuronectes americanus</i>	435.178	59.846	431.844	59.234	3.333	1.301	0.403	0.150	0.076	0.029
<i>Paralichthys dentatus</i>	0.200	0.200	0.000	0.000	0.200	0.200	2.222	2.222	0.021	0.021
<i>Glyptocephalus cynoglossus</i>	0.000	0.000	0.000	0.000	0.000	0.000	0.000	0.000	0.000	0.000
<i>Pleuronectes ferrugineus</i>	1.533	0.546	1.422	0.528	0.111	0.079	2.593	2.245	0.003	0.002
<i>Hippoglossoides platessoides</i>	0.000	0.000	0.000	0.000	0.000	0.000	0.000	0.000	0.000	0.000
<i>Scophthalmus aquosus</i>	3.556	1.113	0.000	0.000	3.556	1.113	33.333	7.107	0.093	0.029
<i>Paralichthys oblongus</i>	0.000	0.000	0.000	0.000	0.000	0.000	0.000	0.000	0.000	0.000
<i>Trinectes maculatus</i>	0.000	0.000	0.000	0.000	0.000	0.000	0.000	0.000	0.000	0.000
<i>Macrouridae</i>	0.000	0.000	0.000	0.000	0.000	0.000	0.000	0.000	0.000	0.000
<i>Melanogrammus aeglefinus</i>	0.000	0.000	0.000	0.000	0.000	0.000	0.000	0.000	0.000	0.000
<i>Urophycis sp</i>	0.000	0.000	0.000	0.000	0.000	0.000	0.000	0.000	0.000	0.000
<i>Hippoglossus hippoglossus</i>	0.133	0.133	0.000	0.000	0.133	0.133	2.222	2.222	0.004	0.004
<i>Clupeidae</i>	0.000	0.000	0.000	0.000	0.000	0.000	0.000	0.000	0.000	0.000
<i>Clupea harengus</i>	0.000	0.000	0.000	0.000	0.000	0.000	0.000	0.000	0.000	0.000
<i>Zenopsis conchifera</i>	0.000	0.000	0.000	0.000	0.000	0.000	0.000	0.000	0.000	0.000
<i>Cyclopterus lumpus</i>	0.000	0.000	0.000	0.000	0.000	0.000	0.000	0.000	0.000	0.000
<i>Scomber scombrus</i>	0.000	0.000	0.000	0.000	0.000	0.000	0.000	0.000	0.000	0.000

<i>Sebastes sp</i>	0.000	0.000	0.000	0.000	0.000	0.000	0.000	0.000	0.000	0.000
<i>Macrozoarces americanus</i>	7.622	1.694	0.000	0.000	7.622	1.694	53.333	7.521	0.262	0.059
<i>Pollachius virens</i>	4.972	3.390	4.972	3.390	0.000	0.000	0.000	0.000	0.000	0.000
<i>Cottidae</i>	6.978	1.340	0.000	0.000	6.978	1.340	55.556	7.491	0.274	0.074
<i>Hemitripterus americanus</i>	107.178	11.336	0.000	0.000	107.178	11.336	97.778	2.222	3.808	0.390
<i>Stenotomus chrysops</i>	0.000	0.000	0.000	0.000	0.000	0.000	0.000	0.000	0.000	0.000
<i>Centropristis striata</i>	0.000	0.000	0.000	0.000	0.000	0.000	0.000	0.000	0.000	0.000
<i>Triglidae sp</i>	0.000	0.000	0.000	0.000	0.000	0.000	0.000	0.000	0.000	0.000
<i>Mustelus, squalus sp</i>	0.000	0.000	0.000	0.000	0.000	0.000	0.000	0.000	0.000	0.000
<i>Squalus acanthias</i>	465.533	345.005	0.000	0.000	465.533	345.005	60.000	7.385	3.948	2.107
<i>Squaliformes</i>	0.000	0.000	0.000	0.000	0.000	0.000	0.000	0.000	0.000	0.000
<i>Rajidae</i>	2329.349	204.528	911.749	98.720	1417.600	152.558	59.828	3.210	42.463	2.813
<i>Raja laevis</i>	0.000	0.000	0.000	0.000	0.000	0.000	0.000	0.000	0.000	0.000
<i>Raja eglanteria</i>	0.000	0.000	0.000	0.000	0.000	0.000	0.000	0.000	0.000	0.000
<i>Morone saxatilis</i>	1.178	0.669	0.000	0.000	1.178	0.669	6.667	3.761	0.054	0.037
<i>Tautoga onitis</i>	0.000	0.000	0.000	0.000	0.000	0.000	0.000	0.000	0.000	0.000
<i>Lamna nasus</i>	0.000	0.000	0.000	0.000	0.000	0.000	0.000	0.000	0.000	0.000

<i>Cetorhinus maximus</i>	0.000	0.000	0.000	0.000	0.000	0.000	0.000	0.000	0.000	0.000
<i>Merluccius spp</i>	0.000	0.000	0.000	0.000	0.000	0.000	0.000	0.000	0.000	0.000
<i>Anarhichas lupus</i>	1.067	0.668	1.067	0.668	0.000	0.000	0.000	0.000	0.000	0.000
<i>Petromyzontidae</i>	0.000	0.000	0.000	0.000	0.000	0.000	0.000	0.000	0.000	0.000
<i>Torpedo nobiliana</i>	0.000	0.000	0.000	0.000	0.000	0.000	0.000	0.000	0.000	0.000
<i>Homarus americanus</i>	29.356	4.477	15.578	2.265	13.778	2.511	35.926	4.740	0.467	0.087
<i>Patinopecten, placopecten sp</i>	0.267	0.160	0.267	0.160	0.000	0.000	0.000	0.000	0.000	0.000
<i>Loligo pealei</i>	0.000	0.000	0.000	0.000	0.000	0.000	0.000	0.000	0.000	0.000
<i>Illex illecebrosus</i>	0.000	0.000	0.000	0.000	0.000	0.000	0.000	0.000	0.000	0.000
<i>Squid</i>	0.000	0.000	0.000	0.000	0.000	0.000	0.000	0.000	0.000	0.000
<i>Berycidae</i>	0.000	0.000	0.000	0.000	0.000	0.000	0.000	0.000	0.000	0.000

Table 31. Summary catch per unit effort (CPUE in lbs/tow-hour) statistics for all species by fishing vessel pooled over all tows where some catch data were reported (N=7,911). Note that samples sizes can be as low as 7,332 tows for total catch/tow and discard/tow (see sampling effort information in Table 23). (SE=standard error.)

<i>Scientific name</i>	Mean catch CPUE	SE catch	Mean kept CPUE	SE kept	Mean discard CPUE	SE discard
<i>Vessel 1</i>						
<i>Lophius americanus</i>	110.461	8.929	108.989	8.886	1.472	0.196
<i>Pomatomus saltatrix</i>	0.000	0.000	0.000	0.000	0.000	0.000
<i>Peprilus triacanthus</i>	0.000	0.000	0.000	0.000	0.000	0.000
<i>Gadus morhua</i>	36.081	5.332	36.054	5.332	0.027	0.016
<i>Tautogolabrus adspersus</i>	0.000	0.000	0.000	0.000	0.000	0.000
<i>Brosme brosme</i>	0.308	0.251	0.308	0.251	0.000	0.000
<i>Pleuronectes americanus</i>	31.561	5.469	31.559	5.469	<0.010	<0.010
<i>Paralichthys dentatus</i>	3.169	1.031	0.000	0.000	3.169	1.031
<i>Glyptocephalus cynoglossus</i>	26.886	1.938	25.951	1.889	0.935	0.115
<i>Pleuronectes ferrugineus</i>	45.751	7.886	46.358	7.846	0.333	0.127
<i>Hippoglossoides platessoides</i>	34.939	3.210	34.200	3.168	0.739	0.078
<i>Scophthalmus aquosus</i>	0.041	0.029	0.000	0.000	0.041	0.029

<i>Paralichthys oblongus</i>	<0.010	<0.010	0.000	0.000	<0.010	<0.010
<i>Trinectes maculatus</i>	0.000	0.000	0.000	0.000	0.000	0.000
<i>Macrouridae</i>	0.000	0.000	0.000	0.000	0.000	0.000
<i>Melanogrammus aeglefinus</i>	0.820	0.327	0.759	0.324	0.061	0.027
<i>Urophycis sp</i>	2.538	0.426	2.144	0.380	0.394	0.123
<i>Hippoglossus hippoglossus</i>	0.000	0.000	0.000	0.000	0.000	0.000
<i>Clupeidae</i>	0.015	0.011	0.000	0.000	0.015	0.011
<i>Clupea harengus</i>	0.000	0.000	0.000	0.000	0.000	0.000
<i>Zenopsis conchifera</i>	0.000	0.000	0.000	0.000	0.000	0.000
<i>Cyclopterus lumpus</i>	0.000	0.000	0.000	0.000	0.000	0.000
<i>Scomber scombrus</i>	0.000	0.000	0.000	0.000	0.000	0.000
<i>Sebastes sp</i>	<0.010	<0.010	0.000	0.000	<0.010	<0.010
<i>Macrozoarces americanus</i>	0.421	0.115	0.000	0.000	0.421	0.115
<i>Pollachius virens</i>	2.512	1.500	2.512	1.500	0.000	0.000
<i>Cottidae</i>	2.921	0.636	0.000	0.000	2.921	0.636
<i>Hemitripterus americanus</i>	0.919	0.275	0.000	0.000	0.919	0.275
<i>Stenotomus chrysops</i>	0.000	0.000	0.000	0.000	0.000	0.000

<i>Centropristis striata</i>	<0.010	<0.010	0.000	0.000	<0.010	<0.010
<i>Triglidae sp</i>	0.000	0.000	0.000	0.000	0.000	0.000
<i>Mustelus, squalus sp</i>	0.000	0.000	0.000	0.000	0.000	0.000
<i>Squalus acanthias</i>	0.817	0.571	0.000	0.000	0.817	0.571
<i>Squaliformes</i>	0.000	0.000	0.000	0.000	0.000	0.000
<i>Rajidae</i>	155.594	21.624	58.171	9.206	97.423	13.154
<i>Raja laevis</i>	0.100	0.040	0.000	0.000	0.100	0.040
<i>Raja eglanteria</i>	0.000	0.000	0.000	0.000	0.000	0.000
<i>Morone saxatilis</i>	0.000	0.000	0.000	0.000	0.000	0.000
<i>Tautoga onitis</i>	0.000	0.000	0.000	0.000	0.000	0.000
<i>Lamna nasus</i>	0.000	0.000	0.000	0.000	0.000	0.000
<i>Cetorhinus maximus</i>	0.000	0.000	0.000	0.000	0.000	0.000
<i>Merluccius spp</i>	0.162	0.076	0.000	0.000	0.162	0.076
<i>Anarhichas lupus</i>	0.866	0.296	0.866	0.296	0.000	0.000
<i>Petromyzontidae</i>	0.000	0.000	0.000	0.000	0.000	0.000
<i>Torpedo nobiliana</i>	0.000	0.000	0.000	0.000	0.000	0.000
<i>Homarus americanus</i>	14.875	1.862	11.894	1.589	2.982	0.489

<i>Patinopecten, placopecten sp</i>	0.000	0.000	0.000	0.000	0.000	0.000
<i>Loligo pealei</i>	<0.010	<0.010	0.000	0.000	<0.010	<0.010
<i>Illex illecebrosus</i>	0.000	0.000	0.000	0.000	0.000	0.000
<i>Squid</i>	0.000	0.000	0.000	0.000	0.000	0.000
<i>Berycidae</i>	0.000	0.000	0.000	0.000	0.000	0.000
Vessel 2						
<i>Lophius americanus</i>	55.696	10.477	52.285	10.292	3.411	0.561
<i>Pomatomus saltatrix</i>	0.000	0.000	0.000	0.000	0.000	0.000
<i>Peprilus triacanthus</i>	0.000	0.000	0.000	0.000	0.000	0.000
<i>Gadus morhua</i>	57.743	21.183	57.704	21.187	0.039	0.039
<i>Tautogolabrus adspersus</i>	0.000	0.000	0.000	0.000	0.000	0.000
<i>Brosme brosme</i>	0.480	0.168	0.000	0.000	0.480	0.168
<i>Pleuronectes americanus</i>	0.000	0.000	0.000	0.000	0.000	0.000
<i>Paralichthys dentatus</i>	0.000	0.000	0.000	0.000	0.000	0.000
<i>Glyptocephalus cynoglossus</i>	10.426	2.191	9.576	2.072	0.850	0.410
<i>Pleuronectes ferrugineus</i>	0.000	0.000	0.000	0.000	0.000	0.000

<i>Hippoglossoides platessoides</i>	6.039	2.596	6.039	2.596	0.000	0.000
<i>Scophthalmus aquosus</i>	0.000	0.000	0.000	0.000	0.000	0.000
<i>Paralichthys oblongus</i>	0.000	0.000	0.000	0.000	0.000	0.000
<i>Trinectes maculatus</i>	0.000	0.000	0.000	0.000	0.000	0.000
<i>Macrouridae</i>	0.000	0.000	0.000	0.000	0.000	0.000
<i>Melanogrammus aeglefinus</i>	9.482	2.030	8.368	1.849	1.113	0.325
<i>Urophycis sp</i>	15.389	3.546	14.063	3.547	1.326	0.466
<i>Hippoglossus hippoglossus</i>	0.089	0.089	0.000	0.000	0.089	0.089
<i>Clupeidae</i>	0.486	0.347	0.000	0.000	0.486	0.347
<i>Clupea harengus</i>	0.000	0.000	0.000	0.000	0.000	0.000
<i>Zenopsis conchifera</i>	0.000	0.000	0.000	0.000	0.000	0.000
<i>Cyclopterus lumpus</i>	0.000	0.000	0.000	0.000	0.000	0.000
<i>Scomber scombrus</i>	0.038	0.038	0.000	0.000	0.038	0.038
<i>Sebastes sp</i>	5.488	2.313	4.795	2.144	0.693	0.227
<i>Macrozoarces americanus</i>	0.413	0.186	0.000	0.000	0.413	0.186
<i>Pollachius virens</i>	109.466	45.091	109.466	45.091	0.000	0.000
<i>Cottidae</i>	0.022	0.022	0.000	0.000	0.022	0.022

<i>Hemitripterus americanus</i>	1.288	0.481	0.000	0.000	1.288	0.481
<i>Stenotomus chrysops</i>	0.000	0.000	0.000	0.000	0.000	0.000
<i>Centropristis striata</i>	0.000	0.000	0.000	0.000	0.000	0.000
<i>Triglidae sp</i>	0.028	0.028	0.000	0.000	0.028	0.028
<i>Mustelus, squalus sp</i>	0.000	0.000	0.000	0.000	0.000	0.000
<i>Squalus acanthias</i>	17.828	3.665	0.000	0.000	17.828	3.665
<i>Squaliformes</i>	0.000	0.000	0.000	0.000	0.000	0.000
<i>Rajidae</i>	9.488	2.841	0.000	0.000	9.488	2.841
<i>Raja laevis</i>	0.000	0.000	0.000	0.000	0.000	0.000
<i>Raja eglanteria</i>	0.000	0.000	0.000	0.000	0.000	0.000
<i>Morone saxatilis</i>	0.000	0.000	0.000	0.000	0.000	0.000
<i>Tautoga onitis</i>	0.000	0.000	0.000	0.000	0.000	0.000
<i>Lamna nasus</i>	0.000	0.000	0.000	0.000	0.000	0.000
<i>Cetorhinus maximus</i>	0.000	0.000	0.000	0.000	0.000	0.000
<i>Merluccius spp</i>	0.463	0.194	0.000	0.000	0.463	0.194
<i>Anarhichas lupus</i>	1.307	0.315	1.154	0.299	0.153	0.153
<i>Petromyzontidae</i>	0.000	0.000	0.000	0.000	0.000	0.000

<i>Torpedo nobiliana</i>	0.000	0.000	0.000	0.000	0.000	0.000
<i>Homarus americanus</i>	17.590	5.037	13.079	3.821	4.510	2.178
<i>Patinopecten, placopecten sp</i>	0.000	0.000	0.000	0.000	0.000	0.000
<i>Loligo pealei</i>	0.000	0.000	0.000	0.000	0.000	0.000
<i>Illex illecebrosus</i>	0.000	0.000	0.000	0.000	0.000	0.000
<i>Squid</i>	0.029	0.020	0.000	0.000	0.029	0.020
<i>Berycidae</i>	0.000	0.000	0.000	0.000	0.000	0.000
<i>Vessel 3</i>						
<i>Lophius americanus</i>	78.375	4.281	74.402	4.231	3.973	0.294
<i>Pomatomus saltatrix</i>	1.223	0.969	1.223	0.969	0.000	0.000
<i>Peprilus triacanthus</i>	<0.010	<0.010	0.000	0.000	<0.010	<0.010
<i>Gadus morhua</i>	49.920	2.709	48.165	2.667	1.754	0.157
<i>Tautogolabrus adspersus</i>	0.137	0.029	0.000	0.000	0.137	0.029
<i>Brosme brosme</i>	0.486	0.050	0.484	0.050	<0.010	<0.010
<i>Pleuronectes americanus</i>	68.681	6.091	68.672	6.091	<0.010	<0.010
<i>Paralichthys dentatus</i>	3.294	0.384	1.797	0.268	1.497	0.276

<i>Glyptocephalus cynoglossus</i>	8.664	0.914	8.126	0.901	0.538	0.046
<i>Pleuronectes ferrugineus</i>	51.166	3.476	49.128	3.278	2.037	0.351
<i>Hippoglossoides platessoides</i>	12.075	0.813	8.085	0.406	3.990	0.653
<i>Scophthalmus aquosus</i>	7.615	1.122	1.001	0.152	6.614	1.012
<i>Paralichthys oblongus</i>	0.159	0.028	0.000	0.000	0.159	0.028
<i>Trinectes maculatus</i>	0.000	0.000	0.000	0.000	0.000	0.000
<i>Macrouridae</i>	<0.010	<0.010	0.000	0.000	<0.010	<0.010
<i>Melanogrammus aeglefinus</i>	85.771	7.390	74.080	6.726	11.690	2.324
<i>Urophycis sp</i>	11.145	0.879	10.677	0.876	0.468	0.064
<i>Hippoglossus hippoglossus</i>	0.080	0.030	0.034	0.028	0.045	0.011
<i>Clupeidae</i>	0.014	<0.010	0.000	0.000	0.014	<0.010
<i>Clupea harengus</i>	0.138	0.027	0.000	0.000	0.138	0.027
<i>Zenopsis conchifera</i>	0.000	0.000	0.000	0.000	0.000	0.000
<i>Cyclopterus lumpus</i>	<0.010	<0.010	0.000	0.000	<0.010	<0.010
<i>Scomber scombrus</i>	0.174	0.055	0.000	0.000	0.174	0.055
<i>Sebastes sp</i>	0.651	0.141	0.569	0.128	0.082	0.021
<i>Macrozoarces americanus</i>	2.380	0.223	<0.010	<0.010	2.373	0.223

<i>Pollachius virens</i>	4.765	0.626	4.672	0.595	0.094	0.048
<i>Cottidae</i>	11.616	1.012	0.000	0.000	11.616	1.012
<i>Hemitripterus americanus</i>	4.809	0.279	0.000	0.000	4.809	0.279
<i>Stenotomus chrysops</i>	0.000	0.000	0.000	0.000	0.000	0.000
<i>Centropristis striata</i>	<0.010	<0.010	0.000	0.000	<0.010	<0.010
<i>Triglidae sp</i>	0.116	0.030	0.000	0.000	0.116	0.030
<i>Mustelus, squalus sp</i>	2.591	1.235	<0.010	<0.010	2.587	1.235
<i>Squalus acanthias</i>	7.122	1.742	0.000	0.000	7.122	1.742
<i>Squaliformes</i>	0.201	0.179	0.000	0.000	0.201	0.179
<i>Rajidae</i>	493.658	28.646	30.139	6.484	463.519	26.090
<i>Raja laevis</i>	0.978	0.211	0.000	0.000	0.978	0.211
<i>Raja eglantheria</i>	0.000	0.000	0.000	0.000	0.000	0.000
<i>Morone saxatilis</i>	0.236	0.236	0.000	0.000	0.236	0.236
<i>Tautoga onitis</i>	<0.010	<0.010	0.000	0.000	<0.010	<0.010
<i>Lamna nasus</i>	0.000	0.000	0.000	0.000	0.000	0.000
<i>Cetorhinus maximus</i>	0.000	0.000	0.000	0.000	0.000	0.000
<i>Merluccius spp</i>	0.610	0.098	0.165	0.070	0.445	0.067

<i>Anarhichas lupus</i>	0.539	0.072	0.537	0.072	<0.010	<0.010
<i>Petromyzontidae</i>	0.000	0.000	0.000	0.000	0.000	0.000
<i>Torpedo nobiliana</i>	0.038	0.027	0.000	0.000	0.038	0.027
<i>Homarus americanus</i>	14.064	0.847	9.359	0.576	4.821	0.355
<i>Patinopecten, placopecten sp</i>	3.840	0.720	3.216	0.597	0.624	0.401
<i>Loligo pealei</i>	0.287	0.094	0.000	0.000	0.287	0.094
<i>Illex illecebrosus</i>	0.201	0.049	0.000	0.000	0.201	0.049
<i>Squid</i>	1.035	0.184	0.000	0.000	1.035	0.184
<i>Berycidae</i>	<0.010	<0.010	<0.010	<0.010	0.000	0.000
<i>Vessel 4</i>						
<i>Lophius americanus</i>	65.107	7.664	55.626	4.872	2.048	0.279
<i>Pomatomus saltatrix</i>	0.000	0.000	0.000	0.000	0.000	0.000
<i>Peprilus triacanthus</i>	0.000	0.000	0.000	0.000	0.000	0.000
<i>Gadus morhua</i>	134.841	21.420	134.270	11.395	1.348	0.165
<i>Tautogolabrus adspersus</i>	0.000	0.000	0.000	0.000	0.000	0.000
<i>Brosme brosme</i>	0.111	0.111	0.807	0.230	0.000	0.000

<i>Pleuronectes americanus</i>	0.000	0.000	0.000	0.000	0.000	0.000
<i>Paralichthys dentatus</i>	0.000	0.000	0.000	0.000	0.000	0.000
<i>Glyptocephalus cynoglossus</i>	21.804	2.119	19.418	1.559	2.229	0.258
<i>Pleuronectes ferrugineus</i>	5.478	5.478	21.943	5.580	0.261	0.261
<i>Hippoglossoides platessoides</i>	93.632	17.576	50.916	7.570	7.006	1.539
<i>Scophthalmus aquosus</i>	0.000	0.000	0.000	0.000	0.000	0.000
<i>Paralichthys oblongus</i>	0.000	0.000	0.000	0.000	0.000	0.000
<i>Trinectes maculatus</i>	0.000	0.000	0.000	0.000	0.000	0.000
<i>Macrouridae</i>	0.000	0.000	0.000	0.000	0.000	0.000
<i>Melanogrammus aeglefinus</i>	22.621	4.233	32.361	3.018	1.162	0.267
<i>Urophycis sp</i>	13.492	3.801	15.448	2.631	0.992	0.259
<i>Hippoglossus hippoglossus</i>	0.000	0.000	0.000	0.000	0.000	0.000
<i>Clupeidae</i>	0.000	0.000	0.000	0.000	0.000	0.000
<i>Clupea harengus</i>	0.000	0.000	0.000	0.000	0.000	0.000
<i>Zenopsis conchifera</i>	0.000	0.000	0.000	0.000	0.000	0.000
<i>Cyclopterus lumpus</i>	0.000	0.000	0.000	0.000	0.000	0.000
<i>Scomber scombrus</i>	0.000	0.000	0.000	0.000	0.000	0.000

<i>Sebastes sp</i>	5.261	3.153	24.280	11.604	0.156	0.084
<i>Macrozoarces americanus</i>	0.000	0.000	0.000	0.000	0.000	0.000
<i>Pollachius virens</i>	36.522	8.808	33.624	6.227	0.368	0.145
<i>Cottidae</i>	0.000	0.000	0.000	0.000	0.000	0.000
<i>Hemitripterus americanus</i>	0.000	0.000	0.000	0.000	0.000	0.000
<i>Stenotomus chrysops</i>	0.000	0.000	0.000	0.000	0.000	0.000
<i>Centropristis striata</i>	0.000	0.000	0.000	0.000	0.000	0.000
<i>Triglidae sp</i>	0.000	0.000	0.000	0.000	0.000	0.000
<i>Mustelus, squalus sp</i>	6.536	2.799	0.000	0.000	6.536	2.799
<i>Squalus acanthias</i>	9.612	4.365	0.000	0.000	9.612	4.365
<i>Squaliformes</i>	0.000	0.000	0.000	0.000	0.000	0.000
<i>Rajidae</i>	6.076	1.365	<0.010	<0.010	6.067	1.365
<i>Raja laevis</i>	0.000	0.000	0.000	0.000	0.000	0.000
<i>Raja eglanteria</i>	0.000	0.000	0.000	0.000	0.000	0.000
<i>Morone saxatilis</i>	0.000	0.000	0.000	0.000	0.000	0.000
<i>Tautoga onitis</i>	0.000	0.000	0.000	0.000	0.000	0.000
<i>Lamna nasus</i>	0.000	0.000	0.000	0.000	0.000	0.000

<i>Cetorhinus maximus</i>	0.000	0.000	0.000	0.000	0.000	0.000
<i>Merluccius spp</i>	2.449	0.561	0.000	0.000	2.449	0.561
<i>Anarhichas lupus</i>	0.928	0.541	0.483	0.240	0.000	0.000
<i>Petromyzontidae</i>	0.000	0.000	0.000	0.000	0.000	0.000
<i>Torpedo nobiliana</i>	0.000	0.000	0.000	0.000	0.000	0.000
<i>Homarus americanus</i>	5.153	0.451	5.794	0.621	0.603	0.080
<i>Patinopecten, placopecten sp</i>	0.000	0.000	0.000	0.000	0.000	0.000
<i>Loligo pealei</i>	0.000	0.000	0.000	0.000	0.000	0.000
<i>Illex illecebrosus</i>	0.000	0.000	0.000	0.000	0.000	0.000
<i>Squid</i>	0.000	0.000	0.000	0.000	0.000	0.000
<i>Berycidae</i>	0.000	0.000	0.000	0.000	0.000	0.000
<i>Vessel 5</i>						
<i>Lophius americanus</i>	8.439	2.098	8.003	2.039	0.436	0.231
<i>Pomatomus saltatrix</i>	0.000	0.000	0.000	0.000	0.000	0.000
<i>Peprilus triacanthus</i>	0.000	0.000	0.000	0.000	0.000	0.000
<i>Gadus morhua</i>	19.743	4.247	19.486	4.174	0.257	0.181

<i>Tautoglabrus adspersus</i>	0.000	0.000	0.000	0.000	0.000	0.000
<i>Brosme brosme</i>	0.000	0.000	0.000	0.000	0.000	0.000
<i>Pleuronectes americanus</i>	263.424	52.287	262.202	52.150	1.222	0.723
<i>Paralichthys dentatus</i>	0.000	0.000	0.000	0.000	0.000	0.000
<i>Glyptocephalus cynoglossus</i>	6.428	3.809	5.810	3.585	0.619	0.299
<i>Pleuronectes ferrugineus</i>	29.455	8.088	29.330	8.023	0.125	0.125
<i>Hippoglossoides platessoides</i>	9.081	4.942	8.206	4.588	0.875	0.431
<i>Scophthalmus aquosus</i>	0.532	0.191	0.000	0.000	0.532	0.191
<i>Paralichthys oblongus</i>	0.000	0.000	0.000	0.000	0.000	0.000
<i>Trinectes maculatus</i>	0.000	0.000	0.000	0.000	0.000	0.000
<i>Macrouridae</i>	0.000	0.000	0.000	0.000	0.000	0.000
<i>Melanogrammus aeglefinus</i>	5.318	1.658	5.136	1.639	0.182	0.127
<i>Urophycis sp</i>	0.977	0.393	0.138	0.138	0.840	0.362
<i>Hippoglossus hippoglossus</i>	0.427	0.206	0.000	0.000	0.427	0.206
<i>Clupeidae</i>	0.025	0.025	0.000	0.000	0.025	0.025
<i>Clupea harengus</i>	0.000	0.000	0.000	0.000	0.000	0.000
<i>Zenopsis conchifera</i>	0.000	0.000	0.000	0.000	0.000	0.000

<i>Cyclopterus lumpus</i>	0.000	0.000	0.000	0.000	0.000	0.000
<i>Scomber scombrus</i>	0.060	0.042	0.000	0.000	0.060	0.042
<i>Sebastes sp</i>	1.197	0.908	1.197	0.908	0.000	0.000
<i>Macrozoarces americanus</i>	3.970	0.620	0.000	0.000	3.970	0.620
<i>Pollachius virens</i>	0.191	0.138	0.191	0.138	0.000	0.000
<i>Cottidae</i>	13.660	2.612	0.000	0.000	13.660	2.612
<i>Hemitripterus americanus</i>	4.396	1.060	0.000	0.000	4.396	1.060
<i>Stenotomus chrysops</i>	0.000	0.000	0.000	0.000	0.000	0.000
<i>Centropristis striata</i>	0.000	0.000	0.000	0.000	0.000	0.000
<i>Triglidae sp</i>	0.260	0.179	0.000	0.000	0.260	0.179
<i>Mustelus, squalus sp</i>	4.501	1.305	0.000	0.000	4.501	1.305
<i>Squalus acanthias</i>	0.000	0.000	0.000	0.000	0.000	0.000
<i>Squaliformes</i>	0.000	0.000	0.000	0.000	0.000	0.000
<i>Rajidae</i>	917.802	196.164	154.613	57.974	763.189	148.538
<i>Raja laevis</i>	0.050	0.035	0.000	0.000	0.050	0.035
<i>Raja eglanteria</i>	0.000	0.000	0.000	0.000	0.000	0.000
<i>Morone saxatilis</i>	0.000	0.000	0.000	0.000	0.000	0.000

<i>Tautoga onitis</i>	0.000	0.000	0.000	0.000	0.000	0.000
<i>Lamna nasus</i>	0.000	0.000	0.000	0.000	0.000	0.000
<i>Cetorhinus maximus</i>	0.000	0.000	0.000	0.000	0.000	0.000
<i>Merluccius spp</i>	0.813	0.273	0.000	0.000	0.813	0.273
<i>Anarhichas lupus</i>	0.324	0.190	0.000	0.000	0.324	0.190
<i>Petromyzontidae</i>	0.000	0.000	0.000	0.000	0.000	0.000
<i>Torpedo nobiliana</i>	0.000	0.000	0.000	0.000	0.000	0.000
<i>Homarus americanus</i>	5.081	1.145	3.521	0.970	1.560	0.391
<i>Patinopecten, placopecten sp</i>	1.113	0.889	0.000	0.000	1.113	0.889
<i>Loligo pealei</i>	0.296	0.094	0.000	0.000	0.296	0.094
<i>Illex illecebrosus</i>	0.000	0.000	0.000	0.000	0.000	0.000
<i>Squid</i>	0.000	0.000	0.000	0.000	0.000	0.000
<i>Berycidae</i>	0.000	0.000	0.000	0.000	0.000	0.000
<i>Vessel 6</i>						
<i>Lophius americanus</i>	173.527	7.202	169.823	7.072	3.704	0.432
<i>Pomatomus saltatrix</i>	0.000	0.000	0.000	0.000	0.000	0.000

<i>Peprilus triacanthus</i>	<0.010	<0.010	0.000	0.000	<0.010	<0.010
<i>Gadus morhua</i>	36.620	4.826	36.612	4.826	<0.010	<0.010
<i>Tautogolabrus adspersus</i>	<0.010	<0.010	0.000	0.000	<0.010	<0.010
<i>Brosme brosme</i>	0.040	<0.010	0.000	0.000	0.040	<0.010
<i>Pleuronectes americanus</i>	16.052	1.775	16.043	1.774	<0.010	<0.010
<i>Paralichthys dentatus</i>	0.342	0.125	0.176	0.085	0.166	0.092
<i>Glyptocephalus cynoglossus</i>	28.185	1.467	26.858	1.399	1.326	0.099
<i>Pleuronectes ferrugineus</i>	33.408	3.334	33.348	3.327	0.059	0.013
<i>Hippoglossoides platessoides</i>	22.567	1.217	21.856	1.191	0.711	0.057
<i>Scophthalmus aquosus</i>	0.088	0.027	<0.010	<0.010	0.079	0.027
<i>Paralichthys oblongus</i>	0.096	0.037	0.000	0.000	0.096	0.037
<i>Trinectes maculatus</i>	0.000	0.000	0.000	0.000	0.000	0.000
<i>Macrouridae</i>	0.000	0.000	0.000	0.000	0.000	0.000
<i>Melanogrammus aeglefinus</i>	21.378	8.353	20.940	8.146	0.438	0.219
<i>Urophycis sp</i>	1.997	0.254	1.320	0.117	0.677	0.224
<i>Hippoglossus hippoglossus</i>	0.023	0.010	0.011	<0.010	0.013	<0.010
<i>Chupeidae</i>	0.105	0.014	0.000	0.000	0.105	0.014

<i>Clupea harengus</i>	0.077	0.012	0.000	0.000	0.077	0.012
<i>Zenopsis conchifera</i>	0.000	0.000	0.000	0.000	0.000	0.000
<i>Cyclopterus lumpus</i>	0.023	0.013	0.000	0.000	0.023	0.013
<i>Scomber scombrus</i>	<0.010	<0.010	<0.010	<0.010	0.000	0.000
<i>Sebastes sp</i>	0.097	0.021	<0.010	<0.010	0.094	0.021
<i>Macrozoarces americanus</i>	0.615	0.056	0.000	0.000	0.615	0.056
<i>Pollachius virens</i>	1.142	0.202	1.136	0.202	<0.010	<0.010
<i>Cottidae</i>	0.983	0.120	0.000	0.000	0.983	0.120
<i>Hemitripterus americanus</i>	0.721	0.086	0.000	0.000	0.721	0.086
<i>Stenotomus chrysops</i>	0.000	0.000	0.000	0.000	0.000	0.000
<i>Centropristis striata</i>	<0.010	<0.010	0.000	0.000	<0.010	<0.010
<i>Triglidae sp</i>	0.082	0.026	0.000	0.000	0.082	0.026
<i>Mustelus, squalus sp</i>	0.098	0.038	0.000	0.000	0.098	0.038
<i>Squalus acanthias</i>	0.798	0.156	0.000	0.000	0.798	0.156
<i>Squaliformes</i>	0.000	0.000	0.000	0.000	0.000	0.000
<i>Rajidae</i>	208.708	18.231	107.399	9.942	101.309	10.508
<i>Raja laevis</i>	0.050	0.017	0.000	0.000	0.050	0.017

<i>Raja eglanteria</i>	0.206	0.185	0.000	0.000	0.206	0.185
<i>Morone saxatilis</i>	0.000	0.000	0.000	0.000	0.000	0.000
<i>Tautoga onitis</i>	0.000	0.000	0.000	0.000	0.000	0.000
<i>Lamna nasus</i>	0.000	0.000	0.000	0.000	0.000	0.000
<i>Cetorhinus maximus</i>	0.000	0.000	0.000	0.000	0.000	0.000
<i>Merluccius spp</i>	0.763	0.061	0.000	0.000	0.763	0.061
<i>Anarhichas lupus</i>	0.086	0.017	0.027	0.011	0.059	0.013
<i>Petromyzontidae</i>	<0.010	<0.010	0.000	0.000	<0.010	<0.010
<i>Torpedo nobiliana</i>	0.062	0.041	0.000	0.000	0.062	0.041
<i>Homarus americanus</i>	12.214	0.907	8.821	0.640	3.393	0.314
<i>Patinopecten, placopecten sp</i>	0.305	0.090	0.299	0.090	<0.010	<0.010
<i>Loligo pealei</i>	0.198	0.033	<0.010	<0.010	0.190	0.032
<i>Illex illecebrosus</i>	0.046	0.012	0.000	0.000	0.046	0.012
<i>Squid</i>	0.060	0.016	0.000	0.000	0.060	0.016
<i>Berycidae</i>	0.000	0.000	0.000	0.000	0.000	0.000
<i>Vessel 7</i>						

<i>Lophius americanus</i>	44.624	6.356	83.680	5.126	0.637	0.145
<i>Pomatomus saltatrix</i>	0.000	0.000	0.000	0.000	0.000	0.000
<i>Peprilus triacanthus</i>	0.000	0.000	0.000	0.000	0.000	0.000
<i>Gadus morhua</i>	58.121	11.231	100.859	34.471	2.155	1.510
<i>Tautogolabrus adspersus</i>	0.000	0.000	0.000	0.000	0.000	0.000
<i>Brosme brosme</i>	0.000	0.000	0.039	0.028	0.000	0.000
<i>Pleuronectes americanus</i>	23.195	6.645	6.727	1.691	0.000	0.000
<i>Paralichthys dentatus</i>	0.000	0.000	0.000	0.000	0.000	0.000
<i>Glyptocephalus cynoglossus</i>	9.628	2.174	16.351	1.082	0.208	0.079
<i>Pleuronectes ferrugineus</i>	133.597	34.295	31.568	8.259	6.045	1.631
<i>Hippoglossoides platessoides</i>	5.947	1.998	10.287	1.113	0.265	0.110
<i>Scophthalmus aquosus</i>	0.000	0.000	0.000	0.000	0.000	0.000
<i>Paralichthys oblongus</i>	0.000	0.000	0.000	0.000	0.000	0.000
<i>Trinectes maculatus</i>	0.000	0.000	0.000	0.000	0.000	0.000
<i>Macrouridae</i>	0.000	0.000	0.000	0.000	0.000	0.000
<i>Melanogrammus aeglefinus</i>	284.675	107.342	135.529	33.347	3.499	1.026
<i>Urophycis sp</i>	4.254	1.037	9.399	0.970	0.020	0.020

<i>Hippoglossus hippoglossus</i>	0.000	0.000	0.000	0.000	0.000	0.000
<i>Clupeidae</i>	0.000	0.000	0.000	0.000	0.000	0.000
<i>Clupea harengus</i>	0.000	0.000	0.000	0.000	0.000	0.000
<i>Zenopsis conchifera</i>	0.000	0.000	0.000	0.000	0.000	0.000
<i>Cyclopterus lumpus</i>	0.000	0.000	0.000	0.000	0.000	0.000
<i>Scomber scombrus</i>	0.029	0.023	<0.010	<0.010	0.021	0.021
<i>Sebastes sp</i>	2.010	1.030	1.832	0.485	0.000	0.000
<i>Macrozoarces americanus</i>	0.077	0.046	0.000	0.000	0.077	0.046
<i>Pollachius virens</i>	51.451	21.115	35.413	8.071	0.156	0.111
<i>Cottidae</i>	<0.010	<0.010	0.000	0.000	<0.010	<0.010
<i>Hemitripterus americanus</i>	0.025	0.018	0.000	0.000	0.025	0.018
<i>Stenotomus chrysops</i>	0.000	0.000	0.000	0.000	0.000	0.000
<i>Centropristis striata</i>	0.000	0.000	0.000	0.000	0.000	0.000
<i>Triglidae sp</i>	0.000	0.000	0.000	0.000	0.000	0.000
<i>Mustelus, squalus sp</i>	14.604	8.683	0.000	0.000	14.604	8.683
<i>Squalus acanthias</i>	0.206	0.206	0.000	0.000	0.206	0.206
<i>Squaliformes</i>	0.000	0.000	0.000	0.000	0.000	0.000

<i>Rajidae</i>	0.876	0.314	0.052	0.052	0.876	0.314
<i>Raja laevis</i>	0.000	0.000	0.000	0.000	0.000	0.000
<i>Raja eglanteria</i>	0.000	0.000	0.000	0.000	0.000	0.000
<i>Morone saxatilis</i>	0.000	0.000	0.000	0.000	0.000	0.000
<i>Tautoga onitis</i>	0.000	0.000	0.000	0.000	0.000	0.000
<i>Lamna nasus</i>	0.000	0.000	0.000	0.000	0.000	0.000
<i>Cetorhinus maximus</i>	0.000	0.000	0.000	0.000	0.000	0.000
<i>Merluccius spp</i>	0.288	0.136	0.068	0.033	0.000	0.000
<i>Anarhichas lupus</i>	0.729	0.457	0.196	0.111	0.000	0.000
<i>Petromyzontidae</i>	0.000	0.000	0.000	0.000	0.000	0.000
<i>Torpedo nobiliana</i>	0.000	0.000	0.000	0.000	0.000	0.000
<i>Homarus americanus</i>	4.115	0.989	4.512	0.408	0.710	0.287
<i>Patinopecten, placopecten sp</i>	0.000	0.000	0.000	0.000	0.000	0.000
<i>Loligo pealei</i>	0.000	0.000	0.000	0.000	0.000	0.000
<i>Illex illecebrosus</i>	0.000	0.000	0.000	0.000	0.000	0.000
<i>Squid</i>	0.000	0.000	0.000	0.000	0.000	0.000
<i>Berycidae</i>	0.000	0.000	0.000	0.000	0.000	0.000

<i>Vessel 8</i>						
<i>Lophius americanus</i>	8.297	1.847	7.775	1.755	0.523	0.248
<i>Pomatomus saltatrix</i>	0.000	0.000	0.000	0.000	0.000	0.000
<i>Peprilus triacanthus</i>	0.017	0.012	0.000	0.000	0.017	0.012
<i>Gadus morhua</i>	5.796	3.234	3.249	1.786	2.547	1.799
<i>Tautoglabrus adspersus</i>	0.000	0.000	0.000	0.000	0.000	0.000
<i>Brosme brosme</i>	0.000	0.000	0.000	0.000	0.000	0.000
<i>Pleuronectes americanus</i>	10.723	4.799	10.677	4.790	0.045	0.045
<i>Paralichthys dentatus</i>	1.818	0.444	0.000	0.000	1.818	0.444
<i>Glyptocephalus cynoglossus</i>	1.135	0.588	1.135	0.588	0.000	0.000
<i>Pleuronectes ferrugineus</i>	131.399	21.300	127.266	20.466	4.133	1.198
<i>Hippoglossoides platessoides</i>	4.411	4.230	0.052	0.052	4.358	4.232
<i>Scophthalmus aquosus</i>	8.909	2.419	1.415	1.415	7.494	2.184
<i>Paralichthys oblongus</i>	1.213	0.303	0.000	0.000	1.213	0.303
<i>Trinectes maculatus</i>	0.000	0.000	0.000	0.000	0.000	0.000
<i>Macrouridae</i>	0.000	0.000	0.000	0.000	0.000	0.000

<i>Melanogrammus aeglefinus</i>	0.861	0.723	0.765	0.725	0.096	0.059
<i>Urophycis sp</i>	<0.010	<0.010	0.000	0.000	<0.010	<0.010
<i>Hippoglossus hippoglossus</i>	0.086	0.086	0.000	0.000	0.086	0.086
<i>Clupeidae</i>	<0.010	<0.010	0.000	0.000	<0.010	<0.010
<i>Clupea harengus</i>	0.000	0.000	0.000	0.000	0.000	0.000
<i>Zenopsis conchifera</i>	<0.010	<0.010	0.000	0.000	<0.010	<0.010
<i>Cyclopterus lumpus</i>	0.000	0.000	0.000	0.000	0.000	0.000
<i>Scomber scombrus</i>	0.000	0.000	0.000	0.000	0.000	0.000
<i>Sebastes sp</i>	0.000	0.000	0.000	0.000	0.000	0.000
<i>Macrozoarces americanus</i>	0.115	0.066	0.000	0.000	0.115	0.066
<i>Pollachius virens</i>	0.000	0.000	0.000	0.000	0.000	0.000
<i>Cottidae</i>	10.079	2.714	0.000	0.000	10.079	2.714
<i>Hemitripterus americanus</i>	4.976	1.527	0.000	0.000	4.976	1.527
<i>Stenotomus chrysops</i>	0.000	0.000	0.000	0.000	0.000	0.000
<i>Centropristis striata</i>	0.000	0.000	0.000	0.000	0.000	0.000
<i>Triglidae sp</i>	0.000	0.000	0.000	0.000	0.000	0.000
<i>Mustelus, squalus sp</i>	0.000	0.000	0.000	0.000	0.000	0.000

<i>Squalus acanthias</i>	18.216	10.721	0.000	0.000	18.216	10.721
<i>Squaliformes</i>	0.357	0.357	0.000	0.000	0.357	0.357
<i>Rajidae</i>	205.043	36.566	12.908	4.032	192.136	36.792
<i>Raja laevis</i>	1.280	0.453	0.000	0.000	1.280	0.453
<i>Raja eglanteria</i>	0.937	0.937	0.000	0.000	0.937	0.937
<i>Morone saxatilis</i>	0.000	0.000	0.000	0.000	0.000	0.000
<i>Tautoga onitis</i>	0.000	0.000	0.000	0.000	0.000	0.000
<i>Lamna nasus</i>	0.000	0.000	0.000	0.000	0.000	0.000
<i>Cetorhinus maximus</i>	0.000	0.000	0.000	0.000	0.000	0.000
<i>Merluccius spp</i>	0.944	0.499	0.818	0.468	0.127	0.051
<i>Anarhichas lupus</i>	0.000	0.000	0.000	0.000	0.000	0.000
<i>Petromyzontidae</i>	0.000	0.000	0.000	0.000	0.000	0.000
<i>Torpedo nobiliana</i>	0.000	0.000	0.000	0.000	0.000	0.000
<i>Homarus americanus</i>	1.365	0.561	0.855	0.358	0.509	0.281
<i>Patinopecten, placopecten sp</i>	2.772	0.777	2.329	0.797	0.443	0.236
<i>Loligo pealei</i>	0.546	0.124	0.252	0.119	0.294	0.071
<i>Illex illecebrosus</i>	0.061	0.036	0.000	0.000	0.061	0.036

<i>Squid</i>	0.000	0.000	0.000	0.000	0.000	0.000
<i>Berycidae</i>	0.000	0.000	0.000	0.000	0.000	0.000
<i>Vessel 9</i>						
<i>Lophius americanus</i>	16.511	1.265	14.572	1.102	0.370	0.071
<i>Pomatomus saltatrix</i>	0.218	0.116	0.000	0.000	0.218	0.116
<i>Peprilus triacanthus</i>	0.812	0.561	0.000	0.000	0.812	0.561
<i>Gadus morhua</i>	145.785	15.144	130.968	13.363	6.585	0.855
<i>Tautogolabrus adspersus</i>	0.015	0.011	0.000	0.000	0.015	0.011
<i>Brosme brosme</i>	0.150	0.054	0.139	0.048	0.000	0.000
<i>Pleuronectes americanus</i>	38.944	3.936	34.236	3.467	0.230	0.104
<i>Paralichthys dentatus</i>	0.099	0.041	0.014	0.014	0.083	0.038
<i>Glyptocephalus cynoglossus</i>	5.099	0.426	4.318	0.355	0.271	0.048
<i>Pleuronectes ferrugineus</i>	51.284	5.240	44.835	4.592	0.846	0.145
<i>Hippoglossoides platessoides</i>	2.912	0.310	2.576	0.267	0.191	0.072
<i>Scophthalmus aquosus</i>	0.688	0.263	0.315	0.185	0.334	0.132
<i>Paralichthys oblongus</i>	0.152	0.043	0.000	0.000	0.152	0.043

<i>Trinectes maculatus</i>	0.000	0.000	0.000	0.000	0.000	0.000
<i>Macrouridae</i>	0.000	0.000	0.000	0.000	0.000	0.000
<i>Melanogrammus aeglefinus</i>	374.801	89.360	356.425	79.816	6.783	0.830
<i>Urophycis sp</i>	7.945	1.925	6.952	1.700	0.624	0.112
<i>Hippoglossus hippoglossus</i>	0.361	0.259	0.238	0.227	0.092	0.039
<i>Clupeidae</i>	0.045	0.013	0.000	0.000	0.045	0.013
<i>Clupea harengus</i>	0.091	0.020	0.000	0.000	0.091	0.020
<i>Zenopsis conchifera</i>	0.000	0.000	0.000	0.000	0.000	0.000
<i>Cyclopterus lumpus</i>	0.159	0.044	0.000	0.000	0.159	0.044
<i>Scomber scombrus</i>	1.002	0.737	<0.010	<0.010	1.002	0.737
<i>Sebastes sp</i>	0.568	0.119	0.500	0.108	0.138	0.035
<i>Macrozoarces americanus</i>	4.988	1.450	0.000	0.000	4.988	1.450
<i>Pollachius virens</i>	49.625	10.876	43.364	9.429	1.346	0.534
<i>Cottidae</i>	6.995	0.764	0.000	0.000	6.995	0.764
<i>Hemitripterus americanus</i>	12.202	1.066	0.000	0.000	12.202	1.066
<i>Stenotomus chrysops</i>	0.000	0.000	0.000	0.000	0.000	0.000
<i>Centropristis striata</i>	<0.010	<0.010	0.000	0.000	<0.010	<0.010

<i>Triglidae sp</i>	0.111	0.045	0.000	0.000	0.111	0.045
<i>Mustelus, squalus sp</i>	1.703	0.594	0.000	0.000	1.703	0.594
<i>Squalus acanthias</i>	27.307	5.266	0.000	0.000	27.307	5.266
<i>Squaliformes</i>	0.136	0.128	0.000	0.000	0.136	0.128
<i>Rajidae</i>	430.939	29.568	29.576	7.109	401.662	28.362
<i>Raja laevis</i>	1.693	0.865	<0.010	<0.010	1.687	0.865
<i>Raja eglanteria</i>	0.000	0.000	0.000	0.000	0.000	0.000
<i>Morone saxatilis</i>	0.709	0.709	0.000	0.000	0.709	0.709
<i>Tautoga onitis</i>	<0.010	<0.010	0.000	0.000	<0.010	<0.010
<i>Lamna nasus</i>	1.209	0.787	0.000	0.000	1.209	0.787
<i>Cetorhinus maximus</i>	2.268	2.268	0.000	0.000	2.268	2.268
<i>Merluccius spp</i>	1.496	0.823	1.025	0.730	0.349	0.060
<i>Anarhichas lupus</i>	1.507	0.314	1.374	0.280	0.000	0.000
<i>Petromyzontidae</i>	0.000	0.000	0.000	0.000	0.000	0.000
<i>Torpedo nobiliana</i>	0.081	0.069	0.000	0.000	0.081	0.069
<i>Homarus americanus</i>	8.880	1.164	6.564	0.922	1.940	0.260
<i>Patinopecten, placopecten sp</i>	3.426	1.278	2.349	1.075	0.768	0.397

<i>Loligo pealei</i>	0.117	0.043	0.000	0.000	0.117	0.043
<i>Illex illecebrosus</i>	0.464	0.138	0.000	0.000	0.464	0.138
<i>Squid</i>	0.101	0.038	0.000	0.000	0.101	0.038
<i>Berycidae</i>	0.000	0.000	0.000	0.000	0.000	0.000
<i>Vessel 10</i>						
<i>Lophius americanus</i>	71.139	6.038	68.453	5.840	2.686	0.236
<i>Pomatomus saltatrix</i>	0.000	0.000	0.000	0.000	0.000	0.000
<i>Peprilus triacanthus</i>	0.000	0.000	0.000	0.000	0.000	0.000
<i>Gadus morhua</i>	271.244	116.002	229.310	105.372	41.934	37.833
<i>Tautoglabrus adspersus</i>	0.000	0.000	0.000	0.000	0.000	0.000
<i>Brosme brosme</i>	0.000	0.000	0.000	0.000	0.000	0.000
<i>Pleuronectes americanus</i>	33.322	6.547	32.950	6.460	0.372	0.116
<i>Paralichthys dentatus</i>	0.000	0.000	0.000	0.000	0.000	0.000
<i>Glyptocephalus cynoglossus</i>	14.126	1.296	12.705	1.184	1.421	0.146
<i>Pleuronectes ferrugineus</i>	25.042	3.677	23.048	3.391	1.995	0.330
<i>Hippoglossoides platessoides</i>	9.800	0.945	8.843	0.859	0.957	0.115

<i>Scophtalmus aquosus</i>	1.054	0.352	0.463	0.169	0.591	0.189
<i>Paralichthys oblongus</i>	0.000	0.000	0.000	0.000	0.000	0.000
<i>Trinectes maculatus</i>	0.000	0.000	0.000	0.000	0.000	0.000
<i>Macrouridae</i>	0.000	0.000	0.000	0.000	0.000	0.000
<i>Melanogrammus aeglefinus</i>	207.921	92.985	200.836	90.532	7.085	2.605
<i>Urophycis sp</i>	4.412	1.288	4.402	1.284	<0.010	<0.010
<i>Hippoglossus hippoglossus</i>	0.013	<0.010	0.000	0.000	0.013	<0.010
<i>Clupeidae</i>	<0.010	<0.010	0.000	0.000	<0.010	<0.010
<i>Clupea harengus</i>	0.000	0.000	0.000	0.000	0.000	0.000
<i>Zenopsis conchifera</i>	0.000	0.000	0.000	0.000	0.000	0.000
<i>Cyclopterus lumpus</i>	0.000	0.000	0.000	0.000	0.000	0.000
<i>Scomber scombrus</i>	0.105	0.061	0.105	0.061	0.000	0.000
<i>Sebastes sp</i>	0.192	0.098	0.175	0.087	0.017	0.016
<i>Macrozoarces americanus</i>	0.527	0.148	0.000	0.000	0.527	0.148
<i>Pollachius virens</i>	2.099	0.527	2.051	0.509	0.048	0.025
<i>Cottidae</i>	0.939	0.334	0.000	0.000	0.939	0.334
<i>Hemitripterus americanus</i>	2.169	0.746	0.000	0.000	2.169	0.746

<i>Stenotomus chrysops</i>	0.000	0.000	0.000	0.000	0.000	0.000
<i>Centropristis striata</i>	0.000	0.000	0.000	0.000	0.000	0.000
<i>Triglidae sp</i>	0.000	0.000	0.000	0.000	0.000	0.000
<i>Mustelus, squalus sp</i>	1.401	0.554	0.000	0.000	1.401	0.554
<i>Squalus acanthias</i>	1.002	0.839	0.000	0.000	1.002	0.839
<i>Squaliformes</i>	0.000	0.000	0.000	0.000	0.000	0.000
<i>Rajidae</i>	106.204	30.905	19.724	4.131	86.480	30.542
<i>Raja laevis</i>	0.055	0.029	0.000	0.000	0.055	0.029
<i>Raja eglanteria</i>	0.000	0.000	0.000	0.000	0.000	0.000
<i>Morone saxatilis</i>	0.000	0.000	0.000	0.000	0.000	0.000
<i>Tautoga onitis</i>	<0.010	<0.010	0.000	0.000	<0.010	<0.010
<i>Lamna nasus</i>	0.000	0.000	0.000	0.000	0.000	0.000
<i>Cetorhinus maximus</i>	0.000	0.000	0.000	0.000	0.000	0.000
<i>Merluccius spp</i>	0.050	0.027	0.035	0.026	0.014	<0.010
<i>Anarhichas lupus</i>	0.589	0.201	0.589	0.201	0.000	0.000
<i>Petromyzontidae</i>	0.000	0.000	0.000	0.000	0.000	0.000
<i>Torpedo nobiliana</i>	0.000	0.000	0.000	0.000	0.000	0.000

<i>Homarus americanus</i>	3.710	0.656	2.560	0.457	1.150	0.233
<i>Patinopecten, placopecten sp</i>	1.850	0.860	0.000	0.000	1.850	0.860
<i>Loligo pealei</i>	<0.010	<0.010	0.000	0.000	<0.010	<0.010
<i>Illex illecebrosus</i>	0.000	0.000	0.000	0.000	0.000	0.000
<i>Squid</i>	0.000	0.000	0.000	0.000	0.000	0.000
<i>Berycidae</i>	0.000	0.000	0.000	0.000	0.000	0.000
<i>Vessel 11</i>						
<i>Lophius americanus</i>	147.484	4.610	136.886	4.265	10.598	0.546
<i>Pomatomus saltatrix</i>	0.000	0.000	0.000	0.000	0.000	0.000
<i>Peprilus triacanthus</i>	0.000	0.000	0.000	0.000	0.000	0.000
<i>Gadus morhua</i>	17.417	1.895	17.321	1.882	0.096	0.030
<i>Tautogolabrus adspersus</i>	0.000	0.000	0.000	0.000	0.000	0.000
<i>Brosme brosme</i>	0.240	0.052	0.229	0.051	0.011	0.011
<i>Pleuronectes americanus</i>	0.695	0.223	0.689	0.221	<0.010	<0.010
<i>Paralichthys dentatus</i>	0.132	0.070	0.000	0.000	0.132	0.070
<i>Glyptocephalus cynoglossus</i>	23.128	1.058	20.510	0.987	2.618	0.108

<i>Pleuronectes ferrugineus</i>	0.253	0.093	0.231	0.087	0.022	<0.010
<i>Hippoglossoides platessoides</i>	41.190	1.583	36.866	1.418	4.340	0.191
<i>Scophthalmus aquosus</i>	<0.010	<0.010	<0.010	<0.010	0.000	0.000
<i>Paralichthys oblongus</i>	<0.010	<0.010	0.000	0.000	<0.010	<0.010
<i>Trinectes maculatus</i>	<0.010	<0.010	0.000	0.000	<0.010	<0.010
<i>Macrouridae</i>	0.000	0.000	0.000	0.000	0.000	0.000
<i>Melanogrammus aeglefinus</i>	8.231	3.989	8.168	3.961	0.063	0.030
<i>Urophycis sp</i>	4.542	0.449	3.532	0.446	1.009	0.085
<i>Hippoglossus hippoglossus</i>	0.042	0.024	0.019	0.019	0.023	0.015
<i>Clupeidae</i>	<0.010	<0.010	0.000	0.000	<0.010	<0.010
<i>Clupea harengus</i>	0.089	0.018	0.000	0.000	0.089	0.018
<i>Zenopsis conchifera</i>	0.000	0.000	0.000	0.000	0.000	0.000
<i>Cyclopterus lumpus</i>	0.000	0.000	0.000	0.000	0.000	0.000
<i>Scomber scombrus</i>	0.042	0.014	0.000	0.000	0.042	0.014
<i>Sebastes sp</i>	0.080	0.028	0.077	0.027	<0.010	<0.010
<i>Macrozoarces americanus</i>	0.104	0.025	0.000	0.000	0.104	0.025
<i>Pollachius virens</i>	2.392	0.249	2.381	0.246	0.011	0.011

<i>Cottidae</i>	0.154	0.069	0.000	0.000	0.154	0.069
<i>Hemitripterus americanus</i>	<0.010	<0.010	0.000	0.000	<0.010	<0.010
<i>Stenotomus chrysops</i>	0.000	0.000	0.000	0.000	0.000	0.000
<i>Centropristis striata</i>	<0.010	<0.010	0.000	0.000	<0.010	<0.010
<i>Triglidae sp</i>	0.000	0.000	0.000	0.000	0.000	0.000
<i>Mustelus, squalus sp</i>	0.180	0.045	0.000	0.000	0.180	0.045
<i>Squalus acanthias</i>	12.056	8.492	0.000	0.000	12.056	8.492
<i>Squaliformes</i>	0.027	0.018	0.000	0.000	0.027	0.018
<i>Rajidae</i>	56.871	8.381	29.193	4.513	27.678	5.193
<i>Raja laevis</i>	2.260	0.278	0.000	0.000	2.260	0.278
<i>Raja eglanteria</i>	0.000	0.000	0.000	0.000	0.000	0.000
<i>Morone saxatilis</i>	0.000	0.000	0.000	0.000	0.000	0.000
<i>Tautoga onitis</i>	0.000	0.000	0.000	0.000	0.000	0.000
<i>Lamna nasus</i>	0.000	0.000	0.000	0.000	0.000	0.000
<i>Cetorhinus maximus</i>	0.000	0.000	0.000	0.000	0.000	0.000
<i>Merluccius spp</i>	1.289	0.077	0.017	0.017	1.272	0.074
<i>Anarhichas lupus</i>	0.807	0.108	0.807	0.108	0.000	0.000

<i>Petromyzontidae</i>	0.000	0.000	0.000	0.000	0.000	0.000
<i>Torpedo nobiliana</i>	0.000	0.000	0.000	0.000	0.000	0.000
<i>Homarus americanus</i>	8.105	0.729	4.655	0.389	3.450	0.502
<i>Patinopecten, placopecten sp</i>	0.000	0.000	0.000	0.000	0.000	0.000
<i>Loligo pealei</i>	0.030	<0.010	0.000	0.000	0.030	<0.010
<i>Illex illecebrosus</i>	0.000	0.000	0.000	0.000	0.000	0.000
<i>Squid</i>	<0.010	<0.010	0.000	0.000	<0.010	<0.010
<i>Berycidae</i>	0.000	0.000	0.000	0.000	0.000	0.000
<i>Vessel 12</i>						
<i>Lophius americanus</i>	4.353	1.086	4.082	1.073	0.270	0.091
<i>Pomatomus saltatrix</i>	0.000	0.000	0.000	0.000	0.000	0.000
<i>Peprilus triacanthus</i>	0.000	0.000	0.000	0.000	0.000	0.000
<i>Gadus morhua</i>	77.614	13.093	75.526	12.934	2.088	1.106
<i>Tautoglabrus adspersus</i>	0.417	0.222	0.000	0.000	0.417	0.222
<i>Brosme brosme</i>	0.000	0.000	0.000	0.000	0.000	0.000
<i>Pleuronectes americanus</i>	89.556	17.511	88.692	17.498	0.864	0.646

<i>Paralichthys dentatus</i>	0.021	0.021	0.000	0.000	0.021	0.021
<i>Glyptocephalus cynoglossus</i>	1.323	0.621	0.989	0.425	0.334	0.214
<i>Pleuronectes ferrugineus</i>	93.804	13.050	92.208	12.874	1.596	0.405
<i>Hippoglossoides platessoides</i>	11.480	5.238	10.802	4.970	0.677	0.319
<i>Scophthalmus aquosus</i>	0.030	0.014	0.000	0.000	0.030	0.014
<i>Paralichthys oblongus</i>	0.127	0.061	0.000	0.000	0.127	0.061
<i>Trinectes maculatus</i>	0.000	0.000	0.000	0.000	0.000	0.000
<i>Macrouridae</i>	0.000	0.000	0.000	0.000	0.000	0.000
<i>Melanogrammus aeglefinus</i>	3.442	1.088	3.374	1.070	0.068	0.029
<i>Urophycis sp</i>	0.397	0.140	0.075	0.048	0.322	0.103
<i>Hippoglossus hippoglossus</i>	0.000	0.000	0.000	0.000	0.000	0.000
<i>Clupeidae</i>	0.000	0.000	0.000	0.000	0.000	0.000
<i>Clupea harengus</i>	0.000	0.000	0.000	0.000	0.000	0.000
<i>Zenopsis conchifera</i>	0.000	0.000	0.000	0.000	0.000	0.000
<i>Cyclopterus lumpus</i>	0.000	0.000	0.000	0.000	0.000	0.000
<i>Scomber scombrus</i>	<0.010	<0.010	0.000	0.000	<0.010	<0.010
<i>Sebastes sp</i>	0.000	0.000	0.000	0.000	0.000	0.000

<i>Macrozoarces americanus</i>	3.200	0.506	0.000	0.000	3.200	0.506
<i>Pollachius virens</i>	0.045	0.045	0.045	0.045	0.000	0.000
<i>Cottidae</i>	23.132	10.147	0.000	0.000	23.132	10.147
<i>Hemitripterus americanus</i>	5.283	0.737	0.000	0.000	5.283	0.737
<i>Stenotomus chrysops</i>	0.000	0.000	0.000	0.000	0.000	0.000
<i>Centropristis striata</i>	<0.010	<0.010	0.000	0.000	<0.010	<0.010
<i>Triglidae sp</i>	0.011	<0.010	0.000	0.000	0.011	<0.010
<i>Mustelus, squalus sp</i>	2.285	0.809	0.000	0.000	2.285	0.809
<i>Squalus acanthias</i>	0.000	0.000	0.000	0.000	0.000	0.000
<i>Squaliformes</i>	0.000	0.000	0.000	0.000	0.000	0.000
<i>Rajidae</i>	430.326	90.690	92.210	20.048	338.115	80.262
<i>Raja laevis</i>	0.284	0.091	0.000	0.000	0.284	0.091
<i>Raja eglanteria</i>	0.000	0.000	0.000	0.000	0.000	0.000
<i>Morone saxatilis</i>	0.000	0.000	0.000	0.000	0.000	0.000
<i>Tautoga onitis</i>	0.000	0.000	0.000	0.000	0.000	0.000
<i>Lamna nasus</i>	0.000	0.000	0.000	0.000	0.000	0.000
<i>Cetorhinus maximus</i>	0.000	0.000	0.000	0.000	0.000	0.000

<i>Merluccius spp</i>	0.316	0.082	0.034	0.034	0.282	0.076
<i>Anarhichas lupus</i>	0.000	0.000	0.000	0.000	0.000	0.000
<i>Petromyzontidae</i>	0.000	0.000	0.000	0.000	0.000	0.000
<i>Torpedo nobiliana</i>	0.000	0.000	0.000	0.000	0.000	0.000
<i>Homarus americanus</i>	8.486	1.646	5.667	1.128	2.820	0.690
<i>Patinopecten, placopecten sp</i>	0.000	0.000	0.000	0.000	0.000	0.000
<i>Loligo pealei</i>	0.024	0.015	0.024	0.015	0.000	0.000
<i>Illex illecebrosus</i>	0.000	0.000	0.000	0.000	0.000	0.000
<i>Squid</i>	0.000	0.000	0.000	0.000	0.000	0.000
<i>Berycidae</i>	0.000	0.000	0.000	0.000	0.000	0.000
<i>Vessel 13</i>						
<i>Lophius americanus</i>	40.925	5.085	35.715	4.636	5.210	1.383
<i>Pomatomus saltatrix</i>	0.000	0.000	0.000	0.000	0.000	0.000
<i>Peprilus triacanthus</i>	0.000	0.000	0.000	0.000	0.000	0.000
<i>Gadus morhua</i>	81.957	12.831	80.114	12.583	1.844	0.421
<i>Tautogolabrus adspersus</i>	0.000	0.000	0.000	0.000	0.000	0.000

<i>Brosme brosme</i>	0.447	0.289	0.447	0.289	0.000	0.000
<i>Pleuronectes americanus</i>	0.270	0.150	0.270	0.150	0.000	0.000
<i>Paralichthys dentatus</i>	0.000	0.000	0.000	0.000	0.000	0.000
<i>Glyptocephalus cynoglossus</i>	51.297	10.225	49.490	9.853	1.808	0.489
<i>Pleuronectes ferrugineus</i>	0.834	0.273	0.815	0.273	0.019	0.014
<i>Hippoglossoides platessoides</i>	1.830	0.333	1.615	0.284	0.216	0.094
<i>Scophthalmus aquosus</i>	0.000	0.000	0.000	0.000	0.000	0.000
<i>Paralichthys oblongus</i>	0.000	0.000	0.000	0.000	0.000	0.000
<i>Trinectes maculatus</i>	0.000	0.000	0.000	0.000	0.000	0.000
<i>Macrouridae</i>	0.000	0.000	0.000	0.000	0.000	0.000
<i>Melanogrammus aeglefinus</i>	5.266	1.549	4.847	1.448	0.418	0.201
<i>Urophycis sp</i>	0.625	0.258	0.140	0.090	0.485	0.233
<i>Hippoglossus hippoglossus</i>	0.000	0.000	0.000	0.000	0.000	0.000
<i>Clupeidae</i>	<0.010	<0.010	0.000	0.000	<0.010	<0.010
<i>Clupea harengus</i>	0.013	0.013	0.000	0.000	0.013	0.013
<i>Zenopsis conchifera</i>	0.000	0.000	0.000	0.000	0.000	0.000
<i>Cyclopterus lumpus</i>	0.000	0.000	0.000	0.000	0.000	0.000

<i>Scomber scombrus</i>	0.000	0.000	0.000	0.000	0.000	0.000
<i>Sebastes sp</i>	0.000	0.000	0.000	0.000	0.000	0.000
<i>Macrozoarces americanus</i>	3.266	0.473	0.022	0.022	3.244	0.475
<i>Pollachius virens</i>	0.075	0.052	0.075	0.052	0.000	0.000
<i>Cottidae</i>	2.001	0.349	0.000	0.000	2.001	0.349
<i>Hemitripterus americanus</i>	7.963	2.228	0.000	0.000	7.963	2.228
<i>Stenotomus chrysops</i>	0.000	0.000	0.000	0.000	0.000	0.000
<i>Centropristis striata</i>	0.000	0.000	0.000	0.000	0.000	0.000
<i>Triglidae sp</i>	0.000	0.000	0.000	0.000	0.000	0.000
<i>Mustelus, squalus sp</i>	0.000	0.000	0.000	0.000	0.000	0.000
<i>Squalus acanthias</i>	3.429	2.186	0.000	0.000	3.429	2.186
<i>Squaliformes</i>	0.000	0.000	0.000	0.000	0.000	0.000
<i>Rajidae</i>	22.367	7.876	0.000	0.000	22.367	7.876
<i>Raja laevis</i>	0.127	0.090	0.000	0.000	0.127	0.090
<i>Raja eglanteria</i>	0.000	0.000	0.000	0.000	0.000	0.000
<i>Morone saxatilis</i>	0.000	0.000	0.000	0.000	0.000	0.000
<i>Tautoga onitis</i>	0.000	0.000	0.000	0.000	0.000	0.000

<i>Lamna nasus</i>	0.000	0.000	0.000	0.000	0.000	0.000
<i>Cetorhinus maximus</i>	0.000	0.000	0.000	0.000	0.000	0.000
<i>Merluccius spp</i>	0.727	0.355	0.024	0.024	0.704	0.346
<i>Anarhichas lupus</i>	0.843	0.479	0.843	0.479	0.000	0.000
<i>Petromyzontidae</i>	0.000	0.000	0.000	0.000	0.000	0.000
<i>Torpedo nobiliana</i>	0.000	0.000	0.000	0.000	0.000	0.000
<i>Homarus americanus</i>	0.282	0.108	0.177	0.092	0.104	0.050
<i>Patinopecten, placopecten sp</i>	0.631	0.203	0.631	0.203	0.000	0.000
<i>Loligo pealei</i>	0.000	0.000	0.000	0.000	0.000	0.000
<i>Illex illecebrosus</i>	0.465	0.237	0.000	0.000	0.465	0.237
<i>Squid</i>	0.000	0.000	0.000	0.000	0.000	0.000
<i>Berycidae</i>	0.000	0.000	0.000	0.000	0.000	0.000
<i>Vessel 14</i>						
<i>Lophius americanus</i>	117.100	6.594	115.079	6.463	2.021	0.370
<i>Pomatomus saltatrix</i>	0.000	0.000	0.000	0.000	0.000	0.000
<i>Peprilus triacanthus</i>	0.000	0.000	0.000	0.000	0.000	0.000

<i>Gadus morhua</i>	157.751	14.754	151.411	14.437	6.340	1.961
<i>Tautoglabrus adspersus</i>	0.045	0.019	0.000	0.000	0.045	0.019
<i>Brosme brosme</i>	0.545	0.062	0.545	0.062	0.000	0.000
<i>Pleuronectes americanus</i>	19.286	2.234	18.157	1.940	1.129	1.122
<i>Paralichthys dentatus</i>	0.000	0.000	0.000	0.000	0.000	0.000
<i>Glyptocephalus cynoglossus</i>	15.257	0.859	14.618	0.827	0.640	0.072
<i>Pleuronectes ferrugineus</i>	8.653	1.751	8.481	1.700	0.172	0.070
<i>Hippoglossoides platessoides</i>	7.443	0.839	7.332	0.836	0.110	0.023
<i>Scophthalmus aquosus</i>	0.167	0.080	0.020	0.013	0.147	0.079
<i>Paralichthys oblongus</i>	0.032	<0.010	0.000	0.000	0.032	<0.010
<i>Trinectes maculatus</i>	0.000	0.000	0.000	0.000	0.000	0.000
<i>Macrouridae</i>	0.000	0.000	0.000	0.000	0.000	0.000
<i>Melanogrammus aeglefinus</i>	180.528	47.961	174.376	47.904	6.152	1.008
<i>Urophycis sp</i>	8.982	1.087	8.736	1.081	0.246	0.081
<i>Hippoglossus hippoglossus</i>	0.087	0.038	0.074	0.037	0.013	<0.010
<i>Clupeidae</i>	0.014	<0.010	0.000	0.000	0.014	<0.010
<i>Clupea harengus</i>	<0.010	<0.010	0.000	0.000	<0.010	<0.010

<i>Zenopsis conchifera</i>	<0.010	<0.010	0.000	0.000	<0.010	<0.010
<i>Cyclopterus lumpus</i>	<0.010	<0.010	0.000	0.000	<0.010	<0.010
<i>Scomber scombrus</i>	0.024	0.021	0.022	0.021	<0.010	<0.010
<i>Sebastes sp</i>	14.442	4.935	13.723	4.732	0.719	0.331
<i>Macrozoarces americanus</i>	2.311	0.313	<0.010	<0.010	2.309	0.313
<i>Pollachius virens</i>	13.277	1.646	13.247	1.645	0.030	0.020
<i>Cottidae</i>	2.082	0.286	0.000	0.000	2.082	0.286
<i>Hemitripterus americanus</i>	5.776	1.179	0.000	0.000	5.776	1.179
<i>Stenotomus chrysops</i>	0.000	0.000	0.000	0.000	0.000	0.000
<i>Centropristis striata</i>	<0.010	<0.010	<0.010	<0.010	<0.010	<0.010
<i>Triglidae sp</i>	0.000	0.000	0.000	0.000	0.000	0.000
<i>Mustelus, squalus sp</i>	2.610	1.000	0.000	0.000	2.610	1.000
<i>Squalus acanthias</i>	10.527	2.405	0.000	0.000	10.527	2.405
<i>Squaliformes</i>	0.206	0.116	0.000	0.000	0.206	0.116
<i>Rajidae</i>	258.067	39.547	77.810	9.217	180.257	35.943
<i>Raja laevis</i>	36.440	6.367	0.000	0.000	36.440	6.367
<i>Raja eglanteria</i>	0.000	0.000	0.000	0.000	0.000	0.000

<i>Morone saxatilis</i>	0.000	0.000	0.000	0.000	0.000	0.000
<i>Tautoga onitis</i>	<0.010	<0.010	0.000	0.000	<0.010	<0.010
<i>Lamna nasus</i>	0.000	0.000	0.000	0.000	0.000	0.000
<i>Cetorhinus maximus</i>	0.000	0.000	0.000	0.000	0.000	0.000
<i>Merluccius spp</i>	0.618	0.456	0.569	0.455	0.049	0.018
<i>Anarhichas lupus</i>	0.134	0.037	0.134	0.037	0.000	0.000
<i>Petromyzontidae</i>	0.000	0.000	0.000	0.000	0.000	0.000
<i>Torpedo nobiliana</i>	0.026	0.026	0.000	0.000	0.026	0.026
<i>Homarus americanus</i>	15.617	1.552	9.765	0.611	5.852	1.351
<i>Patinopecten, placopecten sp</i>	0.038	0.027	0.038	0.027	<0.010	<0.010
<i>Loligo pealei</i>	<0.010	<0.010	0.000	0.000	<0.010	<0.010
<i>Illex illecebrosus</i>	0.000	0.000	0.000	0.000	0.000	0.000
<i>Squid</i>	0.000	0.000	0.000	0.000	0.000	0.000
<i>Berycidae</i>	0.000	0.000	0.000	0.000	0.000	0.000
<i>Vessel 15</i>						
<i>Lophius americanus</i>	9.006	0.936	6.967	0.756	1.284	0.475

<i>Pomatomus saltatrix</i>	0.000	0.000	0.000	0.000	0.000	0.000
<i>Peprilus triacanthus</i>	0.000	0.000	0.000	0.000	0.000	0.000
<i>Gadus morhua</i>	71.306	15.896	113.321	38.062	1.827	0.978
<i>Tautogolabrus adspersus</i>	0.000	0.000	0.000	0.000	0.000	0.000
<i>Brosme brosme</i>	0.000	0.000	0.000	0.000	0.000	0.000
<i>Pleuronectes americanus</i>	13.082	2.511	12.820	2.284	0.000	0.000
<i>Paralichthys dentatus</i>	0.117	0.060	0.285	0.104	0.000	0.000
<i>Glyptocephalus cynoglossus</i>	16.364	1.396	15.149	1.293	0.000	0.000
<i>Pleuronectes ferrugineus</i>	11.415	1.353	13.466	1.381	<0.010	<0.010
<i>Hippoglossoides platessoides</i>	27.026	2.165	24.445	1.999	0.000	0.000
<i>Scophthalmus aquosus</i>	1.181	0.475	0.358	0.162	0.883	0.449
<i>Paralichthys oblongus</i>	0.040	0.022	0.000	0.000	0.040	0.022
<i>Trinectes maculatus</i>	0.000	0.000	0.000	0.000	0.000	0.000
<i>Macrouridae</i>	0.000	0.000	0.000	0.000	0.000	0.000
<i>Melanogrammus aeglefinus</i>	23.723	6.013	21.405	5.438	0.000	0.000
<i>Urophycis sp</i>	10.333	1.930	9.314	1.749	0.011	0.011
<i>Hippoglossus hippoglossus</i>	<0.010	<0.010	0.000	0.000	<0.010	<0.010

<i>Clupeidae</i>	0.017	0.012	0.000	0.000	0.017	0.012
<i>Clupea harengus</i>	0.000	0.000	0.000	0.000	0.000	0.000
<i>Zenopsis conchifera</i>	0.000	0.000	0.000	0.000	0.000	0.000
<i>Cyclopterus lumpus</i>	0.033	0.022	0.000	0.000	0.033	0.022
<i>Scomber scombrus</i>	<0.010	<0.010	0.000	0.000	<0.010	<0.010
<i>Sebastes sp</i>	0.881	0.340	0.788	0.307	<0.010	<0.010
<i>Macrozoarces americanus</i>	0.480	0.191	0.000	0.000	0.480	0.191
<i>Pollachius virens</i>	3.562	1.010	3.214	0.913	0.000	0.000
<i>Cottidae</i>	18.424	3.460	0.000	0.000	18.424	3.460
<i>Hemitripterus americanus</i>	4.917	1.494	0.000	0.000	4.917	1.494
<i>Stenotomus chrysops</i>	0.000	0.000	0.000	0.000	0.000	0.000
<i>Centropristis striata</i>	0.000	0.000	0.000	0.000	0.000	0.000
<i>Triglidae sp</i>	0.000	0.000	0.000	0.000	0.000	0.000
<i>Mustelus, squalus sp</i>	2.242	1.117	0.000	0.000	2.242	1.117
<i>Squalus acanthias</i>	5.667	3.420	0.000	0.000	5.667	3.420
<i>Squaliformes</i>	0.000	0.000	0.000	0.000	0.000	0.000
<i>Rajidae</i>	288.004	62.524	53.867	26.473	241.590	55.392

<i>Raja laevis</i>	0.521	0.521	0.000	0.000	0.521	0.521
<i>Raja eglantheria</i>	0.000	0.000	0.000	0.000	0.000	0.000
<i>Morone saxatilis</i>	0.000	0.000	0.000	0.000	0.000	0.000
<i>Tautoga onitis</i>	0.000	0.000	0.000	0.000	0.000	0.000
<i>Lamna nasus</i>	0.000	0.000	0.000	0.000	0.000	0.000
<i>Cetorhinus maximus</i>	0.000	0.000	0.000	0.000	0.000	0.000
<i>Merluccius spp</i>	0.171	0.086	0.000	0.000	0.171	0.086
<i>Anarhichas lupus</i>	0.180	0.082	0.162	0.074	0.000	0.000
<i>Petromyzontidae</i>	0.000	0.000	0.000	0.000	0.000	0.000
<i>Torpedo nobiliana</i>	0.000	0.000	0.000	0.000	0.000	0.000
<i>Homarus americanus</i>	2.444	0.733	2.187	0.663	0.020	0.012
<i>Patinopecten, placopecten sp</i>	0.397	0.229	0.358	0.207	0.000	0.000
<i>Loligo pealei</i>	0.000	0.000	0.000	0.000	0.000	0.000
<i>Illex illecebrosus</i>	0.000	0.000	0.000	0.000	0.000	0.000
<i>Squid</i>	0.000	0.000	0.000	0.000	0.000	0.000
<i>Berycidae</i>	0.000	0.000	0.000	0.000	0.000	0.000

<i>Vessel 16</i>						
<i>Lophius americanus</i>	36.184	6.307	35.485	6.175	0.699	0.256
<i>Pomatomus saltatrix</i>	0.000	0.000	0.000	0.000	0.000	0.000
<i>Peprilus triacanthus</i>	0.000	0.000	0.000	0.000	0.000	0.000
<i>Gadus morhua</i>	127.095	21.830	108.732	15.889	18.362	13.417
<i>Tautoglabrus adspersus</i>	0.000	0.000	0.000	0.000	0.000	0.000
<i>Brosme brosme</i>	0.201	0.066	<0.010	<0.010	0.198	0.066
<i>Pleuronectes americanus</i>	76.482	7.368	75.819	7.349	0.663	0.542
<i>Paralichthys dentatus</i>	1.046	0.250	0.700	0.213	0.346	0.113
<i>Glyptocephalus cynoglossus</i>	7.656	1.316	7.220	1.219	0.436	0.137
<i>Pleuronectes ferrugineus</i>	75.741	10.502	74.861	10.480	0.879	0.168
<i>Hippoglossoides platessoides</i>	11.902	2.198	11.537	2.145	0.365	0.092
<i>Scophthalmus aquosus</i>	4.335	0.815	0.046	0.022	4.289	0.815
<i>Paralichthys oblongus</i>	0.090	0.041	0.000	0.000	0.090	0.041
<i>Trinectes maculatus</i>	0.000	0.000	0.000	0.000	0.000	0.000
<i>Macrouridae</i>	0.000	0.000	0.000	0.000	0.000	0.000
<i>Melanogrammus aeglefinus</i>	26.121	8.394	26.041	8.394	0.080	0.027

<i>Urophycis sp</i>	1.213	0.424	1.189	0.424	0.024	0.012
<i>Hippoglossus hippoglossus</i>	0.019	<0.010	0.000	0.000	0.019	<0.010
<i>Clupeidae</i>	<0.010	<0.010	0.000	0.000	<0.010	<0.010
<i>Clupea harengus</i>	0.000	0.000	0.000	0.000	0.000	0.000
<i>Zenopsis conchifera</i>	0.000	0.000	0.000	0.000	0.000	0.000
<i>Cyclopterus lumpus</i>	0.022	0.019	0.000	0.000	0.022	0.019
<i>Scomber scombrus</i>	0.015	<0.010	0.000	0.000	0.015	<0.010
<i>Sebastes sp</i>	<0.010	<0.010	0.000	0.000	<0.010	<0.010
<i>Macrozoarces americanus</i>	5.213	0.411	<0.010	<0.010	5.212	0.411
<i>Pollachius virens</i>	2.107	0.405	2.107	0.405	0.000	0.000
<i>Cottidae</i>	0.808	0.161	0.000	0.000	0.808	0.161
<i>Hemitripterus americanus</i>	23.044	3.239	0.000	0.000	23.044	3.239
<i>Stenotomus chrysops</i>	0.000	0.000	0.000	0.000	0.000	0.000
<i>Centropristis striata</i>	0.022	0.020	0.000	0.000	0.022	0.020
<i>Triglidae sp</i>	0.306	0.154	0.000	0.000	0.306	0.154
<i>Mustelus, squalus sp</i>	0.012	0.012	0.000	0.000	0.012	0.012
<i>Squalus acanthias</i>	0.716	0.165	0.000	0.000	0.716	0.165

<i>Squaliformes</i>	0.000	0.000	0.000	0.000	0.000	0.000
<i>Rajidae</i>	323.642	24.506	34.915	5.163	288.727	23.113
<i>Raja laevis</i>	5.697	1.070	0.000	0.000	5.697	1.070
<i>Raja eglanteria</i>	0.000	0.000	0.000	0.000	0.000	0.000
<i>Morone saxatilis</i>	0.000	0.000	0.000	0.000	0.000	0.000
<i>Tautoga onitis</i>	<0.010	<0.010	0.000	0.000	<0.010	<0.010
<i>Lamna nasus</i>	0.000	0.000	0.000	0.000	0.000	0.000
<i>Cetorhinus maximus</i>	0.000	0.000	0.000	0.000	0.000	0.000
<i>Merluccius spp</i>	0.085	0.029	0.000	0.000	0.085	0.029
<i>Anarhichas lupus</i>	0.013	<0.010	0.013	<0.010	0.000	0.000
<i>Petromyzontidae</i>	0.000	0.000	0.000	0.000	0.000	0.000
<i>Torpedo nobiliana</i>	0.000	0.000	0.000	0.000	0.000	0.000
<i>Homarus americanus</i>	6.625	1.134	2.369	0.395	4.256	0.776
<i>Patinopecten, placopecten sp</i>	0.264	0.092	0.264	0.092	0.000	0.000
<i>Loligo pealei</i>	0.000	0.000	0.000	0.000	0.000	0.000
<i>Illex illecebrosus</i>	<0.010	<0.010	<0.010	<0.010	0.000	0.000
<i>Squid</i>	<0.010	<0.010	0.000	0.000	<0.010	<0.010

<i>Berycidae</i>	0.000	0.000	0.000	0.000	0.000	0.000
<i>Vessel 17</i>						
<i>Lophius americanus</i>	181.737	8.358	175.771	8.074	5.966	0.431
<i>Pomatomus saltatrix</i>	0.000	0.000	0.000	0.000	0.000	0.000
<i>Peprilus triacanthus</i>	<0.010	<0.010	0.000	0.000	<0.010	<0.010
<i>Gadus morhua</i>	41.348	3.111	40.804	3.022	0.544	0.271
<i>Tautogolabrus adspersus</i>	0.000	0.000	0.000	0.000	0.000	0.000
<i>Brosme brosme</i>	0.084	0.019	0.072	0.019	0.012	<0.010
<i>Pleuronectes americanus</i>	12.015	1.534	11.908	1.523	0.107	0.025
<i>Paralichthys dentatus</i>	<0.010	<0.010	0.000	0.000	<0.010	<0.010
<i>Glyptocephalus cynoglossus</i>	27.267	1.056	25.561	0.994	1.706	0.087
<i>Pleuronectes ferrugineus</i>	33.205	4.104	32.232	3.958	0.972	0.170
<i>Hippoglossoides platessoides</i>	25.337	1.248	23.872	1.170	1.465	0.103
<i>Scophthalmus aquosus</i>	0.174	0.068	0.096	0.062	0.078	0.019
<i>Paralichthys oblongus</i>	0.012	<0.010	0.000	0.000	0.012	<0.010
<i>Trinectes maculatus</i>	<0.010	<0.010	<0.010	<0.010	0.000	0.000

<i>Macrouridae</i>	0.000	0.000	0.000	0.000	0.000	0.000
<i>Melanogrammus aeglefinus</i>	14.278	3.390	13.878	3.332	0.400	0.177
<i>Urophycis sp</i>	2.261	0.185	2.233	0.183	0.028	0.011
<i>Hippoglossus hippoglossus</i>	0.031	0.018	0.017	0.017	0.014	<0.010
<i>Clupeidae</i>	<0.010	<0.010	0.000	0.000	<0.010	<0.010
<i>Clupea harengus</i>	<0.010	<0.010	0.000	0.000	<0.010	<0.010
<i>Zenopsis conchifera</i>	0.000	0.000	0.000	0.000	0.000	0.000
<i>Cyclopterus lumpus</i>	<0.010	<0.010	0.000	0.000	<0.010	<0.010
<i>Scomber scombrus</i>	<0.010	<0.010	0.000	0.000	<0.010	<0.010
<i>Sebastes sp</i>	0.016	<0.010	0.012	<0.010	<0.010	<0.010
<i>Macrozoarces americanus</i>	0.084	0.018	0.000	0.000	0.084	0.018
<i>Pollachius virens</i>	1.737	0.172	1.737	0.172	0.000	0.000
<i>Cottidae</i>	0.062	0.041	0.000	0.000	0.062	0.041
<i>Hemitripterus americanus</i>	0.134	0.058	0.000	0.000	0.134	0.058
<i>Stenotomus chrysops</i>	0.000	0.000	0.000	0.000	0.000	0.000
<i>Centropristis striata</i>	<0.010	<0.010	0.000	0.000	<0.010	<0.010
<i>Triglidae sp</i>	0.000	0.000	0.000	0.000	0.000	0.000

<i>Mustelus, squalus sp</i>	0.272	0.153	0.000	0.000	0.272	0.153
<i>Squalus acanthias</i>	0.625	0.086	0.000	0.000	0.625	0.086
<i>Squaliformes</i>	0.000	0.000	0.000	0.000	0.000	0.000
<i>Rajidae</i>	196.612	14.476	143.367	11.204	53.245	5.383
<i>Raja laevis</i>	3.033	0.976	0.000	0.000	3.033	0.976
<i>Raja eglanteria</i>	0.035	0.019	0.000	0.000	0.035	0.019
<i>Morone saxatilis</i>	0.000	0.000	0.000	0.000	0.000	0.000
<i>Tautoga onitis</i>	0.000	0.000	0.000	0.000	0.000	0.000
<i>Lamna nasus</i>	0.000	0.000	0.000	0.000	0.000	0.000
<i>Cetorhinus maximus</i>	0.000	0.000	0.000	0.000	0.000	0.000
<i>Merluccius spp</i>	0.096	0.016	<0.010	<0.010	0.091	0.015
<i>Anarhichas lupus</i>	0.280	0.086	0.280	0.086	0.000	0.000
<i>Petromyzontidae</i>	0.000	0.000	0.000	0.000	0.000	0.000
<i>Torpedo nobiliana</i>	0.000	0.000	0.000	0.000	0.000	0.000
<i>Homarus americanus</i>	12.480	0.664	8.896	0.476	3.584	0.218
<i>Patinopecten, placopecten sp</i>	0.309	0.095	0.309	0.095	0.000	0.000
<i>Loligo pealei</i>	<0.010	<0.010	0.000	0.000	<0.010	<0.010

<i>Illex illecebrosus</i>	<0.010	<0.010	0.000	0.000	<0.010	<0.010
<i>Squid</i>	0.000	0.000	0.000	0.000	0.000	0.000
<i>Berycidae</i>	0.000	0.000	0.000	0.000	0.000	0.000
<i>Vessel 18</i>						
<i>Lophius americanus</i>	1.519	0.494	1.421	0.470	0.099	0.039
<i>Pomatomus saltatrix</i>	0.000	0.000	0.000	0.000	0.000	0.000
<i>Peprilus triacanthus</i>	<0.010	<0.010	0.000	0.000	<0.010	<0.010
<i>Gadus morhua</i>	27.903	4.979	24.914	4.778	2.989	1.874
<i>Tautogolabrus adspersus</i>	0.000	0.000	0.000	0.000	0.000	0.000
<i>Brosme brosme</i>	<0.010	<0.010	0.000	0.000	<0.010	<0.010
<i>Pleuronectes americanus</i>	22.468	4.474	22.468	4.474	0.000	0.000
<i>Paralichthys dentatus</i>	0.470	0.202	0.000	0.000	0.470	0.202
<i>Glyptocephalus cynoglossus</i>	0.000	0.000	0.000	0.000	0.000	0.000
<i>Pleuronectes ferrugineus</i>	143.507	16.999	131.802	15.713	11.705	2.026
<i>Hippoglossoides platessoides</i>	2.205	1.186	2.118	1.108	0.088	0.083
<i>Scophthalmus aquosus</i>	1.189	0.421	0.000	0.000	1.189	0.421

<i>Paralichthys oblongus</i>	0.133	0.056	0.000	0.000	0.133	0.056
<i>Trinectes maculatus</i>	0.000	0.000	0.000	0.000	0.000	0.000
<i>Macrouridae</i>	0.000	0.000	0.000	0.000	0.000	0.000
<i>Melanogrammus aeglefinus</i>	52.379	15.612	52.332	15.614	0.047	0.028
<i>Urophycis sp</i>	0.210	0.156	0.069	0.069	0.141	0.141
<i>Hippoglossus hippoglossus</i>	0.000	0.000	0.000	0.000	0.000	0.000
<i>Clupeidae</i>	0.057	0.057	0.000	0.000	0.057	0.057
<i>Clupea harengus</i>	0.012	<0.010	0.000	0.000	0.012	<0.010
<i>Zenopsis conchifera</i>	0.000	0.000	0.000	0.000	0.000	0.000
<i>Cyclopterus lumpus</i>	0.000	0.000	0.000	0.000	0.000	0.000
<i>Scomber scombrus</i>	0.000	0.000	0.000	0.000	0.000	0.000
<i>Sebastes sp</i>	0.000	0.000	0.000	0.000	0.000	0.000
<i>Macrozoarces americanus</i>	0.022	0.013	0.000	0.000	0.022	0.013
<i>Pollachius virens</i>	0.000	0.000	0.000	0.000	0.000	0.000
<i>Cottidae</i>	3.138	1.840	0.000	0.000	3.138	1.840
<i>Hemitripterus americanus</i>	0.653	0.231	0.000	0.000	0.653	0.231
<i>Stenotomus chrysops</i>	0.000	0.000	0.000	0.000	0.000	0.000

<i>Centropristis striata</i>	0.047	0.047	0.047	0.047	0.000	0.000
<i>Triglidae sp</i>	0.000	0.000	0.000	0.000	0.000	0.000
<i>Mustelus, squalus sp</i>	0.000	0.000	0.000	0.000	0.000	0.000
<i>Squalus acanthias</i>	0.376	0.376	0.000	0.000	0.376	0.376
<i>Squaliformes</i>	0.000	0.000	0.000	0.000	0.000	0.000
<i>Rajidae</i>	140.128	40.271	7.129	3.887	132.999	39.868
<i>Raja laevis</i>	0.764	0.271	0.000	0.000	0.764	0.271
<i>Raja eglanteria</i>	0.000	0.000	0.000	0.000	0.000	0.000
<i>Morone saxatilis</i>	0.000	0.000	0.000	0.000	0.000	0.000
<i>Tautoga onitis</i>	0.000	0.000	0.000	0.000	0.000	0.000
<i>Lamna nasus</i>	0.000	0.000	0.000	0.000	0.000	0.000
<i>Cetorhinus maximus</i>	0.000	0.000	0.000	0.000	0.000	0.000
<i>Merluccius spp</i>	0.065	0.041	0.000	0.000	0.065	0.041
<i>Anarhichas lupus</i>	0.000	0.000	0.000	0.000	0.000	0.000
<i>Petromyzontidae</i>	0.000	0.000	0.000	0.000	0.000	0.000
<i>Torpedo nobiliana</i>	0.000	0.000	0.000	0.000	0.000	0.000
<i>Homarus americanus</i>	0.170	0.079	0.131	0.065	0.038	0.023

<i>Patinopecten, placopecten sp</i>	46.018	16.866	44.071	16.388	1.947	1.339
<i>Loligo pealei</i>	0.054	0.031	0.000	0.000	0.054	0.031
<i>Illex illecebrosus</i>	0.019	0.014	0.000	0.000	0.019	0.014
<i>Squid</i>	0.000	0.000	0.000	0.000	0.000	0.000
<i>Berycidae</i>	0.000	0.000	0.000	0.000	0.000	0.000
Vessel 19						
<i>Lophius americanus</i>	41.308	4.334	38.822	3.865	2.119	0.444
<i>Pomatomus saltatrix</i>	0.235	0.088	0.000	0.000	0.235	0.088
<i>Peprilus triacanthus</i>	<0.010	<0.010	<0.010	<0.010	<0.010	<0.010
<i>Gadus morhua</i>	89.905	22.995	92.409	20.840	2.391	0.406
<i>Tautogolabrus adspersus</i>	0.405	0.057	0.000	0.000	0.405	0.057
<i>Brosme brosme</i>	0.137	0.041	0.116	0.033	0.020	0.018
<i>Pleuronectes americanus</i>	177.935	12.818	166.605	11.666	0.520	0.120
<i>Paralichthys dentatus</i>	1.751	0.365	0.438	0.178	1.263	0.298
<i>Glyptocephalus cynoglossus</i>	6.552	0.717	6.031	0.675	0.746	0.094
<i>Pleuronectes ferrugineus</i>	13.987	2.015	14.282	1.835	0.561	0.176

<i>Hippoglossoides platessoides</i>	8.888	1.036	8.415	0.942	0.746	0.099
<i>Scophthalmus aquosus</i>	1.694	0.302	<0.010	<0.010	1.685	0.302
<i>Paralichthys oblongus</i>	0.187	0.044	0.000	0.000	0.187	0.044
<i>Trinectes maculatus</i>	0.000	0.000	0.000	0.000	0.000	0.000
<i>Macrouridae</i>	0.000	0.000	0.000	0.000	0.000	0.000
<i>Melanogrammus aeglefinus</i>	35.768	10.750	35.169	9.716	0.637	0.160
<i>Urophycis sp</i>	0.760	0.134	0.611	0.112	0.080	0.023
<i>Hippoglossus hippoglossus</i>	0.048	0.022	0.030	0.018	0.015	<0.010
<i>Clupeidae</i>	<0.010	<0.010	0.000	0.000	<0.010	<0.010
<i>Clupea harengus</i>	0.045	0.015	0.000	0.000	0.045	0.015
<i>Zenopsis conchifera</i>	<0.010	<0.010	0.000	0.000	<0.010	<0.010
<i>Cyclopterus lumpus</i>	0.069	0.026	0.000	0.000	0.069	0.026
<i>Scomber scombrus</i>	1.539	1.485	0.364	0.364	1.134	1.081
<i>Sebastes sp</i>	0.118	0.042	0.199	0.104	<0.010	<0.010
<i>Macrozoarces americanus</i>	0.558	0.191	0.155	0.155	0.385	0.083
<i>Pollachius virens</i>	1.680	0.512	1.535	0.448	0.028	0.022
<i>Cottidae</i>	4.260	0.968	0.000	0.000	4.260	0.968

<i>Hemitripterus americanus</i>	5.982	0.656	0.000	0.000	5.982	0.656
<i>Stenotomus chrysops</i>	<0.010	<0.010	0.000	0.000	<0.010	<0.010
<i>Centropristis striata</i>	0.016	0.014	0.000	0.000	0.016	0.014
<i>Triglidae sp</i>	0.100	0.029	0.000	0.000	0.100	0.029
<i>Mustelus, squalus sp</i>	<0.010	<0.010	0.000	0.000	<0.010	<0.010
<i>Squalus acanthias</i>	2.219	0.700	0.000	0.000	2.219	0.700
<i>Squaliformes</i>	0.012	<0.010	0.000	0.000	0.012	<0.010
<i>Rajidae</i>	418.417	31.830	63.867	4.804	350.051	29.787
<i>Raja laevis</i>	3.228	0.760	0.000	0.000	3.228	0.760
<i>Raja eglanteria</i>	0.000	0.000	0.000	0.000	0.000	0.000
<i>Morone saxatilis</i>	0.353	0.185	0.000	0.000	0.353	0.185
<i>Tautoga onitis</i>	0.017	<0.010	0.000	0.000	0.017	<0.010
<i>Lamna nasus</i>	0.000	0.000	0.000	0.000	0.000	0.000
<i>Cetorhinus maximus</i>	0.000	0.000	0.000	0.000	0.000	0.000
<i>Merluccius spp</i>	0.168	0.054	0.100	0.043	0.057	0.024
<i>Anarhichas lupus</i>	0.088	0.040	0.075	0.034	<0.010	<0.010
<i>Petromyzontidae</i>	0.000	0.000	0.000	0.000	0.000	0.000

<i>Torpedo nobiliana</i>	0.000	0.000	0.000	0.000	0.000	0.000
<i>Homarus americanus</i>	16.165	1.355	9.704	0.667	6.167	0.794
<i>Patinopecten, placopecten sp</i>	0.103	0.044	0.048	0.025	0.050	0.034
<i>Loligo pealei</i>	0.136	0.034	0.021	0.013	0.113	0.031
<i>Illex illecebrosus</i>	0.040	0.020	0.000	0.000	0.040	0.020
<i>Squid</i>	0.315	0.066	0.000	0.000	0.315	0.066
<i>Berycidae</i>	0.000	0.000	0.000	0.000	0.000	0.000
<i>Vessel 20</i>						
<i>Lophius americanus</i>	2.470	0.763	2.429	0.749	0.041	0.041
<i>Pomatomus saltatrix</i>	1.422	0.809	1.217	0.806	0.204	0.129
<i>Peprilus triacanthus</i>	0.016	0.011	0.000	0.000	0.016	0.011
<i>Gadus morhua</i>	72.216	21.787	71.507	21.647	0.709	0.276
<i>Tautogolabrus adspersus</i>	1.501	0.449	0.000	0.000	1.501	0.449
<i>Brosme brosme</i>	0.000	0.000	0.000	0.000	0.000	0.000
<i>Pleuronectes americanus</i>	205.630	35.160	204.203	34.993	1.427	0.541
<i>Paralichthys dentatus</i>	0.080	0.080	0.000	0.000	0.080	0.080

<i>Glyptocephalus cynoglossus</i>	0.000	0.000	0.000	0.000	0.000	0.000
<i>Pleuronectes ferrugineus</i>	0.925	0.333	0.882	0.329	0.043	0.030
<i>Hippoglossoides platessoides</i>	0.000	0.000	0.000	0.000	0.000	0.000
<i>Scophthalmus aquosus</i>	1.505	0.459	0.000	0.000	1.505	0.459
<i>Paralichthys oblongus</i>	0.000	0.000	0.000	0.000	0.000	0.000
<i>Trinectes maculatus</i>	0.000	0.000	0.000	0.000	0.000	0.000
<i>Macrouridae</i>	0.000	0.000	0.000	0.000	0.000	0.000
<i>Melanogrammus aeglefinus</i>	0.000	0.000	0.000	0.000	0.000	0.000
<i>Urophycis sp</i>	0.000	0.000	0.000	0.000	0.000	0.000
<i>Hippoglossus hippoglossus</i>	0.050	0.050	0.000	0.000	0.050	0.050
<i>Clupeidae</i>	0.000	0.000	0.000	0.000	0.000	0.000
<i>Clupea harengus</i>	0.000	0.000	0.000	0.000	0.000	0.000
<i>Zenopsis conchifera</i>	0.000	0.000	0.000	0.000	0.000	0.000
<i>Cyclopterus lumpus</i>	0.000	0.000	0.000	0.000	0.000	0.000
<i>Scomber scombrus</i>	0.000	0.000	0.000	0.000	0.000	0.000
<i>Sebastes sp</i>	0.000	0.000	0.000	0.000	0.000	0.000
<i>Macrozoarces americanus</i>	4.059	1.164	0.000	0.000	4.059	1.164

<i>Pollachius virens</i>	2.256	1.607	2.256	1.607	0.000	0.000
<i>Cottidae</i>	4.123	1.219	0.000	0.000	4.123	1.219
<i>Hemitripterus americanus</i>	52.744	5.686	0.000	0.000	52.744	5.686
<i>Stenotomus chrysops</i>	0.000	0.000	0.000	0.000	0.000	0.000
<i>Centropristis striata</i>	0.000	0.000	0.000	0.000	0.000	0.000
<i>Triglidae sp</i>	0.000	0.000	0.000	0.000	0.000	0.000
<i>Mustelus, squalus sp</i>	0.000	0.000	0.000	0.000	0.000	0.000
<i>Squalus acanthias</i>	186.492	128.164	0.000	0.000	186.492	128.164
<i>Squaliformes</i>	0.000	0.000	0.000	0.000	0.000	0.000
<i>Rajidae</i>	1086.188	93.694	416.227	47.634	669.961	69.914
<i>Raja laevis</i>	0.000	0.000	0.000	0.000	0.000	0.000
<i>Raja eglantheria</i>	0.000	0.000	0.000	0.000	0.000	0.000
<i>Morone saxatilis</i>	0.630	0.376	0.000	0.000	0.630	0.376
<i>Tautoga onitis</i>	0.000	0.000	0.000	0.000	0.000	0.000
<i>Lamna nasus</i>	0.000	0.000	0.000	0.000	0.000	0.000
<i>Cetorhinus maximus</i>	0.000	0.000	0.000	0.000	0.000	0.000
<i>Merluccius spp</i>	0.000	0.000	0.000	0.000	0.000	0.000

<i>Anarhichas lupus</i>	0.504	0.321	0.504	0.321	0.000	0.000
<i>Petromyzontidae</i>	0.000	0.000	0.000	0.000	0.000	0.000
<i>Torpedo nobiliana</i>	0.000	0.000	0.000	0.000	0.000	0.000
<i>Homarus americanus</i>	13.254	2.012	7.211	1.060	6.042	1.146
<i>Patinopecten, placopecten sp</i>	0.113	0.070	0.113	0.070	0.000	0.000
<i>Loligo pealei</i>	0.000	0.000	0.000	0.000	0.000	0.000
<i>Illex illecebrosus</i>	0.000	0.000	0.000	0.000	0.000	0.000
<i>Squid</i>	0.000	0.000	0.000	0.000	0.000	0.000
<i>Berycidae</i>	0.000	0.000	0.000	0.000	0.000	0.000

Table 32. Summary catch statistics for all species by gear (net_category) pooled over all tows where some catch data were reported (N=7,911). Note that samples sizes can be as low as 7,332 tows for total catch/tow and discard/tow (see sampling effort information in Table 24). (SE=standard error.)

<i>Scientific name</i>	Mean catch	SE catch	Mean kept	SE kept	Mean discard	SE discard	Mean percent species discarded	SE percent species discard	Mean percent catch discarded	SE percent catch discarded
<i>Flat</i>										
<i>Lophius americanus</i>	350.92	9.11	330.27	8.64	13.74	0.56	5.03	0.27	0.99	0.04
<i>Pomatomus saltatrix</i>	0.44	0.20	0.37	0.20	0.07	0.02	0.40	0.11	<0.01	<0.01
<i>Peprilus triacanthus</i>	<0.01	<0.01	0.00	0.00	<0.01	<0.01	0.38	0.10	<0.01	<0.01
<i>Gadus morhua</i>	132.97	10.75	130.06	7.67	8.27	5.79	2.69	0.19	0.31	0.04
<i>Tautoglabrus adspersus</i>	0.17	0.02	0.00	0.00	0.17	0.02	2.72	0.28	0.01	<0.01
<i>Brosme brosme</i>	0.71	0.06	0.75	0.07	0.04	<0.01	0.75	0.15	<0.01	<0.01
<i>Pleuronectes americanus</i>	88.50	4.10	86.29	3.97	0.18	0.03	0.09	0.02	0.02	<0.01
<i>Paralichthys dentatus</i>	2.23	0.22	1.03	0.14	1.17	0.16	3.53	0.31	0.11	0.02
<i>Glyptocephalus cynoglossus</i>	55.88	1.70	51.63	1.57	3.86	0.14	4.24	0.14	0.32	0.01
<i>Pleuronectes ferrugineus</i>	84.26	4.17	82.17	3.93	2.97	0.36	1.12	0.09	0.28	0.03

<i>Hippoglossoides platessoides</i>	68.10	2.18	61.60	1.97	6.44	0.44	4.87	0.22	0.51	0.03
<i>Scophthalmus aquosus</i>	4.65	0.58	0.70	0.10	3.93	0.51	8.87	0.47	0.23	0.02
<i>Paralichthys oblongus</i>	0.20	0.03	0.00	0.00	0.20	0.03	3.27	0.30	0.01	<0.01
<i>Trinectes maculatus</i>	<0.01	<0.01	0.00	0.00	<0.01	<0.01	0.03	0.03	<0.01	<0.01
<i>Macrouridae</i>	<0.01	<0.01	0.00	0.00	<0.01	<0.01	0.03	0.03	<0.01	<0.01
<i>Melanogrammus aeglefinus</i>	103.09	10.50	96.23	9.85	7.26	0.86	3.65	0.23	0.50	0.04
<i>Urophycis sp</i>	18.32	1.12	17.38	1.11	1.60	0.19	7.23	0.41	0.11	0.01
<i>Hippoglossus hippoglossus</i>	0.11	0.03	0.04	0.03	0.07	0.01	0.93	0.16	<0.01	<0.01
<i>Clupeidae</i>	0.11	0.01	0.00	0.00	0.11	0.01	2.20	0.25	<0.01	<0.01
<i>Clupea harengus</i>	0.22	0.03	0.00	0.00	0.22	0.03	3.30	0.30	0.02	<0.01
<i>Zenopsis conchifera</i>	<0.01	<0.01	0.00	0.00	<0.01	<0.01	0.03	0.03	<0.01	<0.01
<i>Cyclopterus lumpus</i>	0.02	<0.01	0.00	0.00	0.02	<0.01	0.26	0.09	<0.01	<0.01
<i>Scomber scombrus</i>	0.14	0.03	0.03	0.02	0.11	0.03	1.16	0.18	0.01	<0.01
<i>Sebastes sp</i>	1.10	0.23	2.36	0.70	0.17	0.03	2.16	0.24	0.02	<0.01
<i>Macrozoarces americanus</i>	2.45	0.14	<0.01	<0.01	2.44	0.14	19.49	0.67	0.26	0.02
<i>Pollachius virens</i>	9.71	0.81	10.77	0.83	0.12	0.04	0.30	0.08	<0.01	<0.01
<i>Cottidae</i>	7.36	0.41	0.00	0.00	7.36	0.41	25.70	0.74	0.64	0.04

<i>Hemitripteris americanus</i>	6.97	0.41	0.00	0.00	6.97	0.41	30.70	0.78	0.61	0.03
<i>Stenotomus chrysops</i>	<0.01	<0.01	0.00	0.00	<0.01	<0.01	0.03	0.03	<0.01	<0.01
<i>Centropristis striata</i>	0.01	<0.01	<0.01	<0.01	0.01	<0.01	0.38	0.10	<0.01	<0.01
<i>Triglidae sp</i>	0.10	0.02	0.00	0.00	0.10	0.02	1.59	0.21	<0.01	<0.01
<i>Mustelus, squalus sp</i>	3.70	1.46	<0.01	<0.01	3.70	1.46	4.34	0.35	0.23	0.05
<i>Squalus acanthias</i>	20.68	6.98	0.00	0.00	20.68	6.98	19.95	0.68	0.65	0.07
<i>Squaliformes</i>	0.25	0.21	0.00	0.00	0.25	0.21	0.26	0.09	0.02	0.01
<i>Rajidae</i>	523.40	17.80	117.91	6.42	401.94	15.13	66.11	0.72	20.09	0.44
<i>Raja laevis</i>	2.19	0.31	0.00	0.00	2.19	0.31	7.89	0.46	0.16	0.02
<i>Raja eglantera</i>	0.18	0.15	0.00	0.00	0.18	0.15	0.09	0.05	0.01	<0.01
<i>Morone saxatilis</i>	0.18	0.12	0.00	0.00	0.18	0.12	0.20	0.08	0.02	0.02
<i>Tautoga onitis</i>	<0.01	<0.01	0.00	0.00	<0.01	<0.01	0.14	0.06	<0.01	<0.01
<i>Lamna nasus</i>	0.00	0.00	0.00	0.00	0.00	0.00	0.00	0.00	0.00	0.00
<i>Cetorhinus maximus</i>	0.00	0.00	0.00	0.00	0.00	0.00	0.00	0.00	0.00	0.00
<i>Merluccius spp</i>	2.13	0.14	0.23	0.09	1.88	0.11	18.52	0.66	0.15	<0.01
<i>Anarhichas lupus</i>	1.39	0.12	1.31	0.12	0.04	<0.01	0.69	0.14	<0.01	<0.01
<i>Petromyzontidae</i>	<0.01	<0.01	0.00	0.00	<0.01	<0.01	0.03	0.03	<0.01	<0.01

<i>Torpedo nobiliana</i>	0.08	0.04	0.00	0.00	0.08	0.04	0.17	0.07	<0.01	<0.01
<i>Homarus americanus</i>	27.41	0.92	18.35	0.60	9.00	0.43	16.65	0.45	0.79	0.04
<i>Patinopecten, placopecten sp</i>	6.79	1.41	5.56	1.28	1.04	0.38	1.14	0.18	0.06	0.02
<i>Loligo pealei</i>	0.27	0.04	<0.01	<0.01	0.26	0.04	3.58	0.32	0.02	<0.01
<i>Illex illecebrosus</i>	0.17	0.03	0.00	0.00	0.17	0.03	2.28	0.25	0.03	<0.01
<i>Squid</i>	0.41	0.06	0.00	0.00	0.41	0.06	2.83	0.28	0.03	<0.01
<i>Berycidae</i>	<0.01	<0.01	<0.01	<0.01	0.00	0.00	0.00	0.00	0.00	0.00
<i>Hi-rise</i>										
<i>Lophius americanus</i>	195.59	10.11	179.76	9.31	4.05	0.46	1.37	0.14	0.34	0.03
<i>Pomatomus saltatrix</i>	0.23	0.11	0.00	0.00	0.23	0.11	0.41	0.14	0.01	<0.01
<i>Peprilus triacanthus</i>	0.94	0.65	<0.01	<0.01	0.94	0.65	0.60	0.17	0.03	0.02
<i>Gadus morhua</i>	276.25	14.06	264.30	13.10	10.64	1.53	4.37	0.36	0.65	0.09
<i>Tautogolabrus adspersus</i>	0.20	0.03	0.00	0.00	0.20	0.03	2.48	0.33	0.01	<0.01
<i>Brosme brosme</i>	0.95	0.10	0.88	0.09	0.03	<0.01	0.38	0.13	<0.01	<0.01
<i>Pleuronectes americanus</i>	103.40	6.17	97.51	5.65	1.58	1.15	0.28	0.09	0.10	0.06
<i>Paralichthys dentatus</i>	1.16	0.26	0.33	0.12	0.80	0.22	1.83	0.29	0.06	0.02

<i>Glyptocephalus cynoglossus</i>	28.05	1.23	25.00	1.10	1.62	0.12	2.30	0.18	0.17	0.01
<i>Pleuronectes ferrugineus</i>	57.11	4.89	52.49	4.49	1.03	0.16	0.45	0.08	0.06	<0.01
<i>Hippoglossoides platessoides</i>	17.31	1.46	15.89	1.32	0.79	0.09	1.33	0.16	0.09	0.01
<i>Scophthalmus aquosus</i>	0.92	0.19	0.24	0.09	0.67	0.14	3.57	0.40	0.05	0.01
<i>Paralichthys oblongus</i>	0.25	0.05	0.00	0.00	0.25	0.05	2.85	0.36	0.02	<0.01
<i>Trinectes maculatus</i>	0.00	0.00	0.00	0.00	0.00	0.00	0.00	0.00	0.00	0.00
<i>Macrouridae</i>	0.00	0.00	0.00	0.00	0.00	0.00	0.00	0.00	0.00	0.00
<i>Melanogrammus aeglefinus</i>	341.23	39.51	324.47	36.79	12.31	1.23	3.01	0.21	0.63	0.06
<i>Urophycis sp</i>	19.43	1.93	17.93	1.81	0.86	0.11	3.51	0.37	0.07	<0.01
<i>Hippoglossus hippoglossus</i>	0.29	0.07	0.16	0.06	0.12	0.03	1.06	0.22	<0.01	<0.01
<i>Clupeidae</i>	0.09	0.02	0.00	0.00	0.09	0.02	1.19	0.23	<0.01	<0.01
<i>Clupea harengus</i>	0.13	0.02	0.00	0.00	0.13	0.02	1.97	0.30	0.01	<0.01
<i>Zenopsis conchifera</i>	<0.01	<0.01	0.00	0.00	<0.01	<0.01	0.09	0.06	<0.01	<0.01
<i>Cyclopterus lumpus</i>	0.22	0.05	0.00	0.00	0.22	0.05	1.65	0.27	0.03	<0.01
<i>Scomber scombrus</i>	1.46	0.88	0.16	0.13	1.29	0.81	0.54	0.16	0.08	0.05
<i>Sebastes sp</i>	5.96	1.29	5.17	1.14	0.52	0.11	2.44	0.30	0.09	0.05
<i>Macrozoarces americanus</i>	5.38	0.76	0.11	0.11	5.26	0.75	20.42	0.86	0.35	0.03

<i>Pollachius virens</i>	56.72	8.79	52.28	7.99	1.25	0.53	0.14	0.05	0.04	0.01
<i>Cottidae</i>	7.67	0.53	0.00	0.00	7.67	0.53	26.38	0.94	0.52	0.05
<i>Hemitripterus americanus</i>	14.25	0.90	0.00	0.00	14.25	0.90	31.44	0.99	0.92	0.06
<i>Stenotomus chrysops</i>	0.00	0.00	0.00	0.00	0.00	0.00	0.00	0.00	0.00	0.00
<i>Centropristis striata</i>	0.01	<0.01	<0.01	<0.01	<0.01	<0.01	0.28	0.11	<0.01	<0.01
<i>Triglidae sp</i>	0.14	0.04	0.00	0.00	0.14	0.04	1.15	0.23	0.02	<0.01
<i>Mustelus, squalus sp</i>	5.00	1.43	0.00	0.00	5.00	1.43	2.07	0.30	0.28	0.07
<i>Squalus acanthias</i>	36.22	5.42	0.00	0.00	36.22	5.42	31.46	0.99	1.71	0.14
<i>Squaliformes</i>	0.28	0.13	0.00	0.00	0.28	0.13	0.46	0.14	0.03	0.01
<i>Rajidae</i>	619.91	24.99	112.12	8.44	503.83	22.03	54.19	0.99	21.73	0.57
<i>Raja laevis</i>	33.95	5.08	<0.01	<0.01	33.94	5.08	9.22	0.62	1.56	0.18
<i>Raja eglanteria</i>	0.00	0.00	0.00	0.00	0.00	0.00	0.00	0.00	0.00	0.00
<i>Morone saxatilis</i>	0.55	0.46	0.00	0.00	0.55	0.46	0.14	0.08	0.02	<0.01
<i>Tautoga onitis</i>	0.02	<0.01	0.00	0.00	0.02	<0.01	0.28	0.11	<0.01	<0.01
<i>Lamna nasus</i>	0.67	0.36	0.00	0.00	0.67	0.36	0.18	0.09	0.06	0.04
<i>Cetorhinus maximus</i>	2.29	2.29	0.00	0.00	2.29	2.29	0.05	0.05	0.05	0.05
<i>Merluccius spp</i>	2.47	1.03	1.90	0.96	0.44	0.06	5.33	0.48	0.05	0.02

<i>Anarhichas lupus</i>	1.49	0.27	1.40	0.25	0.03	0.01	0.19	0.09	<0.01	<0.01
<i>Petromyzontidae</i>	0.00	0.00	0.00	0.00	0.00	0.00	0.00	0.00	0.00	0.00
<i>Torpedo nobiliana</i>	0.11	0.07	0.00	0.00	0.11	0.07	0.14	0.08	<0.01	<0.01
<i>Homarus americanus</i>	33.92	1.63	22.43	0.94	10.95	0.99	15.62	0.59	0.97	0.07
<i>Patinopecten, placopecten sp</i>	2.42	0.86	1.69	0.76	0.61	0.27	1.88	0.29	0.04	0.02
<i>Loligo pealei</i>	0.21	0.05	0.02	0.01	0.19	0.05	1.84	0.29	<0.01	<0.01
<i>Illex illecebrosus</i>	0.39	0.10	0.00	0.00	0.39	0.10	2.57	0.34	0.02	<0.01
<i>Squid</i>	0.15	0.04	0.00	0.00	0.15	0.04	1.79	0.28	0.01	<0.01
<i>Berycidae</i>	0.00	0.00	0.00	0.00	0.00	0.00	0.00	0.00	0.00	0.00
Roller										
<i>Lophius americanus</i>	39.36	7.22	33.75	6.62	2.99	0.82	3.60	0.76	0.34	0.10
<i>Pomatomus saltatrix</i>	0.00	0.00	0.00	0.00	0.00	0.00	0.00	0.00	0.00	0.00
<i>Peprilus triacanthus</i>	0.00	0.00	0.00	0.00	0.00	0.00	0.00	0.00	0.00	0.00
<i>Gadus morhua</i>	197.09	27.86	196.40	26.61	20.21	13.30	1.64	0.45	0.88	0.31
<i>Tautogolabrus adspersus</i>	0.14	0.07	0.00	0.00	0.14	0.07	0.84	0.42	<0.01	<0.01
<i>Brosme brosme</i>	0.58	0.19	0.00	0.00	0.58	0.19	2.10	0.66	0.06	0.02

<i>Pleuronectes americanus</i>	49.72	7.04	47.07	6.53	0.43	0.24	0.27	0.12	0.05	0.03
<i>Paralichthys dentatus</i>	0.19	0.07	0.37	0.14	0.05	0.02	1.26	0.51	<0.01	<0.01
<i>Glyptocephalus cynoglossus</i>	40.59	3.97	37.21	3.54	0.88	0.38	0.42	0.13	0.08	0.03
<i>Pleuronectes ferrugineus</i>	128.91	19.48	122.01	18.06	1.18	0.40	0.47	0.16	0.15	0.05
<i>Hippoglossoides platessoides</i>	72.88	6.62	66.94	6.09	0.81	0.27	0.64	0.24	0.09	0.03
<i>Scophthalmus aquosus</i>	3.11	0.88	1.29	0.57	1.79	0.65	6.32	1.09	0.21	0.09
<i>Paralichthys oblongus</i>	0.34	0.13	0.00	0.00	0.34	0.13	3.35	0.83	0.03	0.01
<i>Trinectes maculatus</i>	0.00	0.00	0.00	0.00	0.00	0.00	0.00	0.00	0.00	0.00
<i>Macrouridae</i>	0.00	0.00	0.00	0.00	0.00	0.00	0.00	0.00	0.00	0.00
<i>Melanogrammus aeglefinus</i>	54.81	10.83	50.75	10.07	0.13	0.05	1.06	0.43	0.03	0.01
<i>Urophycis sp</i>	25.91	5.08	23.89	4.72	0.16	0.05	2.56	0.71	0.05	0.03
<i>Hippoglossus hippoglossus</i>	0.03	0.02	0.00	0.00	0.03	0.02	0.42	0.30	<0.01	<0.01
<i>Clupeidae</i>	0.03	0.02	0.00	0.00	0.03	0.02	0.42	0.30	<0.01	<0.01
<i>Clupea harengus</i>	0.00	0.00	0.00	0.00	0.00	0.00	0.00	0.00	0.00	0.00
<i>Zenopsis conchifera</i>	0.00	0.00	0.00	0.00	0.00	0.00	0.00	0.00	0.00	0.00
<i>Cyclopterus lumpus</i>	0.10	0.06	0.00	0.00	0.10	0.06	1.05	0.47	0.02	<0.01
<i>Scomber scombrus</i>	0.04	0.02	0.00	0.00	0.04	0.02	1.47	0.55	<0.01	<0.01

<i>Sebastes sp</i>	1.51	0.50	1.38	0.46	0.02	0.01	0.84	0.42	<0.01	<0.01
<i>Macrozoarces americanus</i>	3.76	0.45	0.00	0.00	3.76	0.45	20.75	1.86	0.44	0.06
<i>Pollachius virens</i>	5.71	0.98	5.29	0.91	0.00	0.00	0.00	0.00	0.00	0.00
<i>Cottidae</i>	37.65	6.88	0.00	0.00	37.65	6.88	30.40	2.11	3.02	0.42
<i>Hemitripterus americanus</i>	11.72	2.73	0.00	0.00	11.72	2.73	28.09	2.06	1.41	0.28
<i>Stenotomus chrysops</i>	0.00	0.00	0.00	0.00	0.00	0.00	0.00	0.00	0.00	0.00
<i>Centropristis striata</i>	<0.01	<0.01	0.00	0.00	<0.01	<0.01	0.42	0.30	<0.01	<0.01
<i>Triglidae sp</i>	0.03	0.02	0.00	0.00	0.03	0.02	0.63	0.36	<0.01	<0.01
<i>Mustelus, squalus sp</i>	5.94	2.31	0.00	0.00	5.94	2.31	6.71	1.15	0.80	0.28
<i>Squalus acanthias</i>	12.01	6.40	0.00	0.00	12.01	6.40	7.55	1.21	1.39	0.36
<i>Squaliformes</i>	0.00	0.00	0.00	0.00	0.00	0.00	0.00	0.00	0.00	0.00
<i>Rajidae</i>	523.90	55.27	90.24	20.36	440.73	49.86	70.70	1.89	25.17	1.27
<i>Raja laevis</i>	3.00	1.45	0.00	0.00	3.00	1.45	4.61	0.96	0.23	0.14
<i>Raja eglantheria</i>	0.00	0.00	0.00	0.00	0.00	0.00	0.00	0.00	0.00	0.00
<i>Morone saxatilis</i>	0.00	0.00	0.00	0.00	0.00	0.00	0.00	0.00	0.00	0.00
<i>Tautoga onitis</i>	<0.01	<0.01	0.00	0.00	<0.01	<0.01	0.21	0.21	<0.01	<0.01
<i>Lamna nasus</i>	0.00	0.00	0.00	0.00	0.00	0.00	0.00	0.00	0.00	0.00

<i>Cetorhinus maximus</i>	0.00	0.00	0.00	0.00	0.00	0.00	0.00	0.00	0.00	0.00
<i>Merluccius spp</i>	0.39	0.11	0.02	0.02	0.37	0.10	6.29	1.11	0.05	0.01
<i>Anarhichas lupus</i>	0.27	0.11	0.25	0.10	0.00	0.00	0.00	0.00	0.00	0.00
<i>Petromyzontidae</i>	0.00	0.00	0.00	0.00	0.00	0.00	0.00	0.00	0.00	0.00
<i>Torpedo nobiliana</i>	0.00	0.00	0.00	0.00	0.00	0.00	0.00	0.00	0.00	0.00
<i>Homarus americanus</i>	7.32	1.10	5.41	0.94	1.48	0.27	7.85	1.00	0.13	0.02
<i>Patinopecten, placopecten sp</i>	1.49	0.81	1.38	0.75	0.00	0.00	0.00	0.00	0.00	0.00
<i>Loligo pealei</i>	0.01	<0.01	0.01	<0.01	0.00	0.00	0.00	0.00	0.00	0.00
<i>Illex illecebrosus</i>	0.00	0.00	0.00	0.00	0.00	0.00	0.00	0.00	0.00	0.00
<i>Squid</i>	0.01	0.01	0.00	0.00	0.01	0.01	0.21	0.21	<0.01	<0.01
<i>Berycidae</i>	0.00	0.00	0.00	0.00	0.00	0.00	0.00	0.00	0.00	0.00
Unknown										
<i>Lophius americanus</i>	490.56	23.00	444.96	18.80	15.31	1.14	3.30	0.33	0.82	0.04
<i>Pomatomus saltatrix</i>	0.00	0.00	0.00	0.00	0.00	0.00	0.00	0.00	0.00	0.00
<i>Peprilus triacanthus</i>	<0.01	<0.01	0.00	0.00	<0.01	<0.01	0.17	0.12	<0.01	<0.01
<i>Gadus morhua</i>	163.05	9.40	176.65	14.44	1.96	0.89	0.81	0.18	0.13	0.04

<i>Tautogolabrus adspersus</i>	0.00	0.00	0.00	0.00	0.00	0.00	0.00	0.00	0.00	0.00
<i>Brosme brosme</i>	0.32	0.06	0.26	0.05	0.04	0.02	0.58	0.22	<0.01	<0.01
<i>Pleuronectes americanus</i>	70.59	5.41	57.96	4.44	0.86	0.67	0.16	0.06	0.06	0.04
<i>Paralichthys dentatus</i>	0.97	0.22	0.50	0.15	0.36	0.11	1.05	0.29	0.02	<0.01
<i>Glyptocephalus cynoglossus</i>	75.46	3.02	68.11	2.43	4.71	0.25	3.42	0.17	0.37	0.02
<i>Pleuronectes ferrugineus</i>	113.22	8.69	91.17	6.98	3.17	0.39	0.83	0.13	0.24	0.02
<i>Hippoglossoides platessoides</i>	69.36	3.45	59.96	2.78	3.93	0.26	3.02	0.13	0.35	0.02
<i>Scophthalmus aquosus</i>	3.80	0.70	0.25	0.12	3.49	0.68	5.64	0.66	0.30	0.06
<i>Paralichthys oblongus</i>	0.05	0.01	0.00	0.00	0.05	0.01	1.92	0.40	<0.01	<0.01
<i>Trinectes maculatus</i>	<0.01	<0.01	<0.01	<0.01	0.00	0.00	0.00	0.00	0.00	0.00
<i>Macrouridae</i>	0.00	0.00	0.00	0.00	0.00	0.00	0.00	0.00	0.00	0.00
<i>Melanogrammus aeglefinus</i>	106.96	23.02	120.00	20.17	1.47	0.32	0.57	0.13	0.05	0.01
<i>Urophycis sp</i>	8.18	0.69	12.33	0.89	0.24	0.05	1.33	0.28	0.02	<0.01
<i>Hippoglossus hippoglossus</i>	0.12	0.05	0.05	0.04	0.05	0.02	0.83	0.26	<0.01	<0.01
<i>Clupeidae</i>	<0.01	<0.01	0.00	0.00	<0.01	<0.01	0.17	0.12	<0.01	<0.01
<i>Clupea harengus</i>	0.04	0.01	0.00	0.00	0.04	0.01	1.08	0.30	<0.01	<0.01
<i>Zenopsis conchifera</i>	0.00	0.00	0.00	0.00	0.00	0.00	0.00	0.00	0.00	0.00

<i>Cyclopterus lumpus</i>	<0.01	<0.01	0.00	0.00	<0.01	<0.01	0.08	0.08	<0.01	<0.01
<i>Scomber scombrus</i>	0.06	0.04	<0.01	<0.01	0.06	0.04	0.83	0.26	<0.01	<0.01
<i>Sebastes sp</i>	0.37	0.12	1.27	0.33	0.02	0.01	0.44	0.18	<0.01	<0.01
<i>Macrozoarces americanus</i>	3.57	0.31	<0.01	<0.01	3.57	0.31	18.76	1.13	0.29	0.03
<i>Pollachius virens</i>	12.75	2.50	21.96	3.51	0.03	0.02	0.01	<0.01	<0.01	<0.01
<i>Cottidae</i>	0.64	0.11	0.00	0.00	0.64	0.11	5.59	0.66	0.11	0.05
<i>Hemitripterus americanus</i>	16.96	2.53	0.00	0.00	16.96	2.53	17.51	1.10	1.19	0.14
<i>Stenotomus chrysops</i>	0.00	0.00	0.00	0.00	0.00	0.00	0.00	0.00	0.00	0.00
<i>Centropristis striata</i>	0.02	0.02	0.00	0.00	0.02	0.02	0.25	0.14	<0.01	<0.01
<i>Triglidae sp</i>	0.21	0.10	0.00	0.00	0.21	0.10	1.17	0.31	0.02	0.01
<i>Mustelus, squalus sp</i>	3.05	1.74	0.00	0.00	3.05	1.74	2.92	0.49	0.29	0.10
<i>Squalus acanthias</i>	2.38	0.37	0.00	0.00	2.38	0.37	14.76	1.02	0.25	0.06
<i>Squaliformes</i>	0.00	0.00	0.00	0.00	0.00	0.00	0.00	0.00	0.00	0.00
<i>Rajidae</i>	597.49	32.17	265.55	20.36	273.75	17.25	39.36	1.24	13.22	0.58
<i>Raja laevis</i>	12.15	2.14	0.00	0.00	12.15	2.14	8.51	0.81	0.62	0.10
<i>Raja eglanteria</i>	0.10	0.05	0.00	0.00	0.10	0.05	0.42	0.19	<0.01	<0.01
<i>Morone saxatilis</i>	0.00	0.00	0.00	0.00	0.00	0.00	0.00	0.00	0.00	0.00

<i>Tautoga onitis</i>	0.00	0.00	0.00	0.00	0.00	0.00	0.00	0.00	0.00	0.00
<i>Lamna nasus</i>	0.00	0.00	0.00	0.00	0.00	0.00	0.00	0.00	0.00	0.00
<i>Cetorhinus maximus</i>	0.00	0.00	0.00	0.00	0.00	0.00	0.00	0.00	0.00	0.00
<i>Merluccius spp</i>	0.48	0.06	0.05	0.02	0.41	0.06	6.88	0.73	0.04	<0.01
<i>Anarhichas lupus</i>	1.08	0.22	0.90	0.18	<0.01	<0.01	0.08	0.08	<0.01	<0.01
<i>Petromyzontidae</i>	0.00	0.00	0.00	0.00	0.00	0.00	0.00	0.00	0.00	0.00
<i>Torpedo nobiliana</i>	0.00	0.00	0.00	0.00	0.00	0.00	0.00	0.00	0.00	0.00
<i>Homarus americanus</i>	33.97	1.76	20.54	0.88	12.06	0.95	17.40	0.68	0.94	0.06
<i>Patinopecten, placopecten sp</i>	0.72	0.17	0.59	0.14	0.00	0.00	0.00	0.00	0.00	0.00
<i>Loligo pealei</i>	0.06	0.02	0.00	0.00	0.06	0.02	1.17	0.31	<0.01	<0.01
<i>Illex illecebrosus</i>	0.01	<0.01	<0.01	<0.01	0.01	<0.01	0.25	0.14	<0.01	<0.01
<i>Squid</i>	0.00	0.00	0.00	0.00	0.00	0.00	0.00	0.00	0.00	0.00
<i>Berycidae</i>	0.00	0.00	0.00	0.00	0.00	0.00	0.00	0.00	0.00	0.00

Table 33. Summary catch per unit effort (CPUE in lbs/tow-hour) statistics for all species by gear (net_category) pooled over all tows where some catch data were reported (N=7,911). Note that samples sizes can be as low as 7,332 tows for total catch/tow and discard/tow (see sampling effort information in Table 24). (SE=standard error.)

Scientific name	Mean catch CPUE	SE catch CPUE	Mean kept CPUE	SE kept CPUE	Mean discard CPUE	SE discard CPUE
Flat						
Lophius americanus	97.99	2.54	92.37	2.42	4.18	0.19
Pomatomus saltatrix	0.54	0.38	0.48	0.37	0.04	0.02
Peprilus triacanthus	<0.01	<0.01	0.00	0.00	<0.01	<0.01
Gadus morhua	61.69	8.41	59.59	7.43	4.06	2.67
Tautoglabrus adspersus	0.11	0.02	0.00	0.00	0.11	0.02
Brosme brosme	0.25	0.03	0.26	0.03	<0.01	<0.01
Pleuronectes americanus	59.58	3.60	58.38	3.50	0.09	0.01
Paralichthys dentatus	1.63	0.17	0.71	0.10	0.90	0.13
Glyptocephalus cynoglossus	15.74	0.56	14.75	0.53	1.04	0.04
Pleuronectes ferrugineus	36.88	1.74	35.84	1.63	1.32	0.15
Hippoglossoides platessoides	19.89	0.68	17.51	0.58	2.57	0.26

Scophtalmus aquosus	3.45	0.45	0.42	0.06	3.02	0.40
Paralichthys oblongus	0.11	0.01	0.00	0.00	0.11	0.01
Trinectes maculatus	<0.01	<0.01	0.00	0.00	<0.01	<0.01
Macrouridae	<0.01	<0.01	0.00	0.00	<0.01	<0.01
Melanogrammus aeglefinus	54.33	7.37	49.23	6.88	5.20	0.93
Urophycis sp	6.02	0.38	5.80	0.38	0.49	0.05
Hippoglossus hippoglossus	0.04	0.01	0.02	0.01	0.03	<0.01
Clupeidae	0.03	<0.01	0.00	0.00	0.03	<0.01
Clupea harengus	0.08	0.01	0.00	0.00	0.08	0.01
Zenopsis conchifera	<0.01	<0.01	0.00	0.00	<0.01	<0.01
Cyclopterus lumpus	<0.01	<0.01	0.00	0.00	<0.01	<0.01
Scomber scombrus	0.09	0.02	<0.01	<0.01	0.09	0.02
Sebastes sp	0.40	0.08	1.31	0.52	0.06	<0.01
Macrozoarces americanus	1.29	0.09	<0.01	<0.01	1.29	0.09
Pollachius virens	3.54	0.34	4.18	0.40	0.05	0.02
Cottidae	5.96	0.46	0.00	0.00	5.96	0.46
Hemitripteris americanus	4.13	0.23	0.00	0.00	4.13	0.23

Stenotomus chrysops	<0.01	<0.01	0.00	0.00	<0.01	<0.01
Centropristis striata	<0.01	<0.01	<0.01	<0.01	<0.01	<0.01
Triglidae sp	0.07	0.01	0.00	0.00	0.07	0.01
Mustelus, squalus sp	1.28	0.49	<0.01	<0.01	1.28	0.49
Squalus acanthias	7.44	2.13	0.00	0.00	7.44	2.13
Squaliformes	0.09	0.07	0.00	0.00	0.09	0.07
Rajidae	328.84	13.86	51.69	3.44	275.61	12.45
Raja laevis	1.16	0.18	0.00	0.00	1.16	0.18
Raja eglanteria	0.05	0.04	0.00	0.00	0.05	0.04
Morone saxatilis	0.13	0.10	0.00	0.00	0.13	0.10
Tautoga onitis	<0.01	<0.01	0.00	0.00	<0.01	<0.01
Lamna nasus	0.00	0.00	0.00	0.00	0.00	0.00
Cetorhinus maximus	0.00	0.00	0.00	0.00	0.00	0.00
Merluccius spp	0.63	0.04	0.07	0.03	0.55	0.03
Anarhichas lupus	0.44	0.04	0.42	0.04	0.01	<0.01
Petromyzontidae	<0.01	<0.01	0.00	0.00	<0.01	<0.01
Torpedo nobiliana	0.03	0.01	0.00	0.00	0.03	0.01

Homarus americanus	11.21	0.43	7.52	0.29	3.68	0.18
Patinopecten, placopecten sp	2.73	0.48	2.23	0.42	0.42	0.17
Loligo pealei	0.17	0.04	<0.01	<0.01	0.16	0.04
Illex illecebrosus	0.10	0.02	0.00	0.00	0.10	0.02
Squid	0.46	0.07	0.00	0.00	0.46	0.07
Berycidae	<0.01	<0.01	<0.01	<0.01	0.00	0.00
Hi-rise						
Lophius americanus	66.56	3.26	61.52	3.01	1.48	0.18
Pomatomus saltatrix	0.09	0.04	0.00	0.00	0.09	0.04
Peprilus triacanthus	0.29	0.20	<0.01	<0.01	0.29	0.20
Gadus morhua	139.29	11.33	131.96	10.51	5.43	0.89
Tautoglabrus adspersus	0.10	0.02	0.00	0.00	0.10	0.02
Brosme brosme	0.34	0.04	0.31	0.03	0.01	<0.01
Pleuronectes americanus	51.21	3.08	48.39	2.83	0.69	0.48
Paralichthys dentatus	0.56	0.12	0.16	0.06	0.39	0.10
Glyptocephalus cynoglossus	10.08	0.46	9.12	0.42	0.57	0.04

<i>Pleuronectes ferrugineus</i>	24.99	2.11	22.97	1.94	0.48	0.07
<i>Hippoglossoides platessoides</i>	6.08	0.47	5.66	0.44	0.29	0.04
<i>Scophthalmus aquosus</i>	0.47	0.11	0.13	0.07	0.34	0.07
<i>Paralichthys oblongus</i>	0.11	0.02	0.00	0.00	0.11	0.02
<i>Trinectes maculatus</i>	0.00	0.00	0.00	0.00	0.00	0.00
Macrouridae	0.00	0.00	0.00	0.00	0.00	0.00
<i>Melanogrammus aeglefinus</i>	219.93	37.87	211.59	35.45	5.17	0.52
<i>Urophycis</i> sp	7.04	0.83	6.38	0.77	0.38	0.05
<i>Hippoglossus hippoglossus</i>	0.19	0.09	0.13	0.09	0.05	0.02
Clupeidae	0.03	<0.01	0.00	0.00	0.03	<0.01
<i>Clupea harengus</i>	0.05	<0.01	0.00	0.00	0.05	<0.01
<i>Zenopsis conchifera</i>	<0.01	<0.01	0.00	0.00	<0.01	<0.01
<i>Cyclopterus lumpus</i>	0.08	0.02	0.00	0.00	0.08	0.02
<i>Scomber scombrus</i>	0.87	0.57	0.14	0.13	0.72	0.45
<i>Sebastes</i> sp	6.45	2.10	5.75	1.87	0.36	0.14
<i>Macrozoarces americanus</i>	2.90	0.53	0.06	0.05	2.84	0.53
<i>Pollachius virens</i>	24.87	3.97	22.97	3.63	0.50	0.19

Cottidae	3.89	0.31	0.00	0.00	3.89	0.31
Hemitripterus americanus	7.28	0.63	0.00	0.00	7.28	0.63
Stenotomus chrysops	0.00	0.00	0.00	0.00	0.00	0.00
Centropristis striata	<0.01	<0.01	<0.01	<0.01	<0.01	<0.01
Triglidae sp	0.06	0.02	0.00	0.00	0.06	0.02
Mustelus, squalus sp	1.77	0.47	0.00	0.00	1.77	0.47
Squalus acanthias	14.97	2.15	0.00	0.00	14.97	2.15
Squaliformes	0.14	0.07	0.00	0.00	0.14	0.07
Rajidae	333.44	20.82	56.28	4.76	275.60	19.23
Raja laevis	16.36	2.74	<0.01	<0.01	16.35	2.74
Raja eglantheria	0.00	0.00	0.00	0.00	0.00	0.00
Morone saxatilis	0.32	0.26	0.00	0.00	0.32	0.26
Tautoga onitis	0.01	<0.01	0.00	0.00	0.01	<0.01
Lamna nasus	0.43	0.28	0.00	0.00	0.43	0.28
Cetorhinus maximus	0.80	0.80	0.00	0.00	0.80	0.80
Merluccius spp	0.86	0.35	0.64	0.33	0.18	0.02
Anarhichas lupus	0.63	0.11	0.59	0.11	<0.01	<0.01

Petromyzontidae	0.00	0.00	0.00	0.00	0.00	0.00
Torpedo nobiliana	0.04	0.03	0.00	0.00	0.04	0.03
Homarus americanus	14.09	0.89	9.07	0.47	4.78	0.64
Patinopecten, placopecten sp	1.27	0.45	0.90	0.40	0.30	0.14
Loligo pealei	0.08	0.02	<0.01	<0.01	0.07	0.02
Illex illecebrosus	0.18	0.05	0.00	0.00	0.18	0.05
Squid	0.07	0.02	0.00	0.00	0.07	0.02
Berycidae	0.00	0.00	0.00	0.00	0.00	0.00
Roller						
Lophius americanus	15.43	3.42	13.20	3.04	1.28	0.37
Pomatomus saltatrix	0.00	0.00	0.00	0.00	0.00	0.00
Peprilus triacanthus	0.00	0.00	0.00	0.00	0.00	0.00
Gadus morhua	102.17	19.76	116.44	28.25	14.43	10.44
Tautogolabrus adspersus	0.07	0.04	0.00	0.00	0.07	0.04
Brosme brosme	0.15	0.05	0.00	0.00	0.15	0.05
Pleuronectes americanus	26.26	3.68	25.05	3.43	0.17	0.11

Paralichthys dentatus	0.12	0.05	0.19	0.07	0.04	0.03
Glyptocephalus cynoglossus	13.91	1.31	12.98	1.19	0.28	0.11
Pleuronectes ferrugineus	49.26	8.21	47.77	7.66	0.40	0.11
Hippoglossoides platessoides	23.80	2.11	22.03	1.96	0.25	0.08
Scophthalmus aquosus	1.17	0.36	0.27	0.11	0.95	0.34
Paralichthys oblongus	0.11	0.04	0.00	0.00	0.11	0.04
Trinectes maculatus	0.00	0.00	0.00	0.00	0.00	0.00
Macrouridae	0.00	0.00	0.00	0.00	0.00	0.00
Melanogrammus aeglefinus	20.93	4.37	19.50	4.09	0.04	0.01
Urophycis sp	6.98	1.29	6.46	1.21	0.06	0.02
Hippoglossus hippoglossus	<0.01	<0.01	0.00	0.00	<0.01	<0.01
Clupeidae	0.01	<0.01	0.00	0.00	0.01	<0.01
Clupea harengus	0.00	0.00	0.00	0.00	0.00	0.00
Zenopsis conchifera	0.00	0.00	0.00	0.00	0.00	0.00
Cyclopterus lumpus	0.04	0.02	0.00	0.00	0.04	0.02
Scomber scombrus	0.02	<0.01	0.00	0.00	0.02	<0.01
Sebastes sp	0.58	0.22	0.54	0.21	<0.01	<0.01

Macrozoarces americanus	1.58	0.20	0.00	0.00	1.58	0.20
Pollachius virens	2.52	0.67	2.35	0.63	0.00	0.00
Cottidae	16.10	2.87	0.00	0.00	16.10	2.87
Hemitripteris americanus	4.55	1.00	0.00	0.00	4.55	1.00
Stenotomus chrysops	0.00	0.00	0.00	0.00	0.00	0.00
Centropristis striata	<0.01	<0.01	0.00	0.00	<0.01	<0.01
Triglidae sp	0.01	<0.01	0.00	0.00	0.01	<0.01
Mustelus, squalus sp	1.87	0.75	0.00	0.00	1.87	0.75
Squalus acanthias	4.05	2.26	0.00	0.00	4.05	2.26
Squaliformes	0.00	0.00	0.00	0.00	0.00	0.00
Rajidae	304.41	44.84	53.32	18.38	256.06	39.86
Raja laevis	0.99	0.44	0.00	0.00	0.99	0.44
Raja eglanteria	0.00	0.00	0.00	0.00	0.00	0.00
Morone saxatilis	0.00	0.00	0.00	0.00	0.00	0.00
Tautoga onitis	<0.01	<0.01	0.00	0.00	<0.01	<0.01
Lamna nasus	0.00	0.00	0.00	0.00	0.00	0.00
Cetorhinus maximus	0.00	0.00	0.00	0.00	0.00	0.00

Merluccius spp	0.17	0.06	<0.01	<0.01	0.17	0.06
Anarhichas lupus	0.12	0.05	0.11	0.05	0.00	0.00
Petromyzontidae	0.00	0.00	0.00	0.00	0.00	0.00
Torpedo nobiliana	0.00	0.00	0.00	0.00	0.00	0.00
Homarus americanus	3.48	0.58	2.62	0.49	0.67	0.14
Patinopecten, placopecten sp	0.29	0.15	0.27	0.14	0.00	0.00
Loligo pealei	<0.01	<0.01	<0.01	<0.01	0.00	0.00
Illex illecebrosus	0.00	0.00	0.00	0.00	0.00	0.00
Squid	<0.01	<0.01	0.00	0.00	<0.01	<0.01
Berycidae	0.00	0.00	0.00	0.00	0.00	0.00
Unknown						
Lophius americanus	130.20	5.84	121.28	4.80	3.98	0.28
Pomatomus saltatrix	0.00	0.00	0.00	0.00	0.00	0.00
Peprilus triacanthus	<0.01	<0.01	0.00	0.00	<0.01	<0.01
Gadus morhua	56.19	2.88	65.93	8.50	1.11	0.53
Tautogolabrus adspersus	0.00	0.00	0.00	0.00	0.00	0.00

Brosme brosme	0.09	0.02	0.08	0.02	<0.01	<0.01
Pleuronectes americanus	32.42	2.69	26.60	2.21	0.27	0.17
Paralichthys dentatus	0.37	0.08	0.18	0.06	0.14	0.04
Glyptocephalus cynoglossus	20.64	0.82	19.26	0.67	1.25	0.06
Pleuronectes ferrugineus	42.98	3.74	34.49	2.98	1.24	0.16
Hippoglossoides platessoides	19.13	0.94	16.91	0.77	1.07	0.07
Scophthalmus aquosus	1.32	0.26	0.05	0.03	1.26	0.26
Paralichthys oblongus	0.02	<0.01	0.00	0.00	0.02	<0.01
Trinectes maculatus	<0.01	<0.01	<0.01	<0.01	0.00	0.00
Macrouridae	0.00	0.00	0.00	0.00	0.00	0.00
Melanogrammus aeglefinus	43.26	9.74	49.13	8.80	0.70	0.17
Urophycis sp	2.35	0.20	3.87	0.29	0.06	0.01
Hippoglossus hippoglossus	0.03	0.01	0.01	0.01	0.01	<0.01
Clupeidae	<0.01	<0.01	0.00	0.00	<0.01	<0.01
Clupea harengus	0.01	<0.01	0.00	0.00	0.01	<0.01
Zenopsis conchifera	0.00	0.00	0.00	0.00	0.00	0.00
Cyclopterus lumpus	<0.01	<0.01	0.00	0.00	<0.01	<0.01

Scomber scombrus	<0.01	<0.01	<0.01	<0.01	<0.01	<0.01
Sebastes sp	0.17	0.07	0.46	0.12	<0.01	<0.01
Macrozoarces americanus	1.42	0.14	<0.01	<0.01	1.42	0.14
Pollachius virens	5.51	1.53	9.98	1.96	0.02	<0.01
Cottidae	0.27	0.06	0.00	0.00	0.27	0.06
Hemitripteris americanus	7.19	1.07	0.00	0.00	7.19	1.07
Stenotomus chrysops	0.00	0.00	0.00	0.00	0.00	0.00
Centropristis striata	<0.01	<0.01	0.00	0.00	<0.01	<0.01
Triglidae sp	0.09	0.05	0.00	0.00	0.09	0.05
Mustelus, squalus sp	1.20	0.61	0.00	0.00	1.20	0.61
Squalus acanthias	0.79	0.14	0.00	0.00	0.79	0.14
Squaliformes	0.00	0.00	0.00	0.00	0.00	0.00
Rajidae	216.57	12.08	82.68	6.11	115.53	8.46
Raja laevis	3.62	0.69	0.00	0.00	3.62	0.69
Raja eglanteria	0.02	0.01	0.00	0.00	0.02	0.01
Morone saxatilis	0.00	0.00	0.00	0.00	0.00	0.00
Tautoga onitis	0.00	0.00	0.00	0.00	0.00	0.00

Lamna nasus	0.00	0.00	0.00	0.00	0.00	0.00
Cetorhinus maximus	0.00	0.00	0.00	0.00	0.00	0.00
Merluccius spp	0.14	0.02	0.02	<0.01	0.12	0.02
Anarhichas lupus	0.33	0.07	0.28	0.06	<0.01	<0.01
Petromyzontidae	0.00	0.00	0.00	0.00	0.00	0.00
Torpedo nobiliana	0.00	0.00	0.00	0.00	0.00	0.00
Homarus americanus	10.46	0.57	6.43	0.30	3.67	0.28
Patinopecten, placopecten sp	0.26	0.07	0.21	0.05	0.00	0.00
Loligo pealei	0.02	<0.01	0.00	0.00	0.02	<0.01
Illex illecebrosus	<0.01	<0.01	<0.01	<0.01	<0.01	<0.01
Squid	0.00	0.00	0.00	0.00	0.00	0.00
Berycidae	0.00	0.00	0.00	0.00	0.00	0.00

Table 34. Summary catch (lbs/tow) statistics for all species by season pooled over all tows where some catch data were reported (N=7,911). Note that samples sizes can be as low as 7,332 tows for total catch/tow and discard/tow (see sampling effort information in Table 13 and 25). (SE=standard error.)

<i>Scientific name</i>	Mean catch	SE catch	Mean kept	SE kept	Mean discard	SE discard	Mean percent species discard	SE percent species discard	Mean percent catch discard	SE percent catch discard
<i>Winter</i>										
<i>Lophius americanus</i>	445.69	14.94	402.37	13.03	13.95	0.73	5.12	0.35	0.82	0.04
<i>Pomatomus saltatrix</i>	0.00	0.00	0.00	0.00	0.00	0.00	0.00	0.00	0.00	0.00
<i>Peprilus triacanthus</i>	<0.01	<0.01	0.00	0.00	<0.01	<0.01	0.19	0.09	<0.01	<0.01
<i>Gadus morhua</i>	225.73	15.57	214.26	12.28	14.75	8.04	2.28	0.22	0.51	0.08
<i>Tautoglabrus adspersus</i>	0.03	0.01	0.00	0.00	0.03	0.01	0.46	0.13	<0.01	<0.01
<i>Brosme brosme</i>	1.10	0.09	0.86	0.08	0.15	0.04	1.23	0.22	0.01	<0.01
<i>Pleuronectes americanus</i>	18.15	1.44	17.09	1.00	1.03	0.96	0.10	0.04	0.04	0.03
<i>Paralichthys dentatus</i>	1.39	0.21	0.98	0.15	0.32	0.11	0.77	0.16	0.02	<0.01
<i>Glyptocephalus cynoglossus</i>	51.86	1.67	47.03	1.43	3.26	0.16	3.27	0.16	0.24	0.01

<i>Pleuronectes ferrugineus</i>	49.20	3.28	42.62	2.62	2.63	0.44	0.87	0.09	0.19	0.02
<i>Hippoglossoides platessoides</i>	27.58	1.09	22.43	0.81	4.20	0.52	4.16	0.28	0.28	0.04
<i>Scophthalmus aquosus</i>	7.03	0.83	1.12	0.16	5.76	0.74	5.89	0.44	0.36	0.04
<i>Paralichthys oblongus</i>	0.20	0.04	0.00	0.00	0.20	0.04	2.72	0.32	0.02	<0.01
<i>Trinectes maculatus</i>	<0.01	<0.01	<0.01	<0.01	0.00	0.00	0.00	0.00	0.00	0.00
<i>Macrouridae</i>	0.00	0.00	0.00	0.00	0.00	0.00	0.00	0.00	0.00	0.00
<i>Melanogrammus aeglefinus</i>	302.33	35.61	280.90	31.34	9.52	1.03	2.62	0.18	0.55	0.05
<i>Urophycis sp</i>	23.86	1.90	23.89	1.69	0.26	0.05	1.26	0.20	0.02	<0.01
<i>Hippoglossus hippoglossus</i>	0.23	0.05	0.12	0.04	0.09	0.02	1.26	0.22	0.01	<0.01
<i>Clupeidae</i>	0.07	0.01	0.00	0.00	0.07	0.01	1.34	0.22	<0.01	<0.01
<i>Clupea harengus</i>	0.04	<0.01	0.00	0.00	0.04	<0.01	0.69	0.16	<0.01	<0.01
<i>Zenopsis conchifera</i>	<0.01	<0.01	0.00	0.00	<0.01	<0.01	0.04	0.04	<0.01	<0.01
<i>Cyclopterus lumpus</i>	0.19	0.04	0.00	0.00	0.19	0.04	1.65	0.25	0.03	<0.01
<i>Scomber scombrus</i>	0.91	0.61	0.06	0.03	0.84	0.61	0.96	0.19	0.05	0.03
<i>Sebastes sp</i>	3.87	1.00	3.57	0.85	0.33	0.08	1.99	0.26	0.07	0.04
<i>Macrozoarces americanus</i>	4.23	0.62	0.09	0.08	4.12	0.61	19.98	0.78	0.35	0.03
<i>Pollachius virens</i>	26.79	4.17	28.97	3.83	0.22	0.12	0.13	0.06	<0.01	<0.01

<i>Cottidae</i>	3.18	0.30	0.00	0.00	3.18	0.30	14.06	0.68	0.29	0.05
<i>Hemitripterus americanus</i>	6.99	0.49	0.00	0.00	6.99	0.49	23.96	0.83	0.57	0.05
<i>Stenotomus chrysops</i>	0.00	0.00	0.00	0.00	0.00	0.00	0.00	0.00	0.00	0.00
<i>Centropristis striata</i>	0.03	0.01	<0.01	<0.01	0.03	<0.01	0.65	0.16	<0.01	<0.01
<i>Triglidae sp</i>	0.03	<0.01	0.00	0.00	0.03	<0.01	0.54	0.14	<0.01	<0.01
<i>Mustelus, squalus sp</i>	5.13	2.07	<0.01	<0.01	5.13	2.07	3.41	0.35	0.34	0.08
<i>Squalus acanthias</i>	30.76	4.89	0.00	0.00	30.76	4.89	30.72	0.90	1.40	0.12
<i>Squaliformes</i>	0.51	0.30	0.00	0.00	0.51	0.30	0.42	0.13	0.04	0.02
<i>Rajidae</i>	627.00	23.78	203.21	11.32	401.19	18.69	51.69	0.89	18.50	0.52
<i>Raja laevis</i>	30.93	4.25	0.00	0.00	30.93	4.25	11.06	0.61	1.29	0.14
<i>Raja eglanteria</i>	0.04	0.03	0.00	0.00	0.04	0.03	0.19	0.09	<0.01	<0.01
<i>Morone saxatilis</i>	0.00	0.00	0.00	0.00	0.00	0.00	0.00	0.00	0.00	0.00
<i>Tautoga onitis</i>	<0.01	<0.01	0.00	0.00	<0.01	<0.01	0.04	0.04	<0.01	<0.01
<i>Lamna nasus</i>	0.21	0.16	0.00	0.00	0.21	0.16	0.08	0.05	0.01	<0.01
<i>Cetorhinus maximus</i>	1.91	1.91	0.00	0.00	1.91	1.91	0.04	0.04	0.04	0.04
<i>Merluccius spp</i>	2.83	0.87	1.65	0.76	0.96	0.09	9.62	0.58	0.08	0.02
<i>Anarhichas lupus</i>	0.42	0.06	0.37	0.05	0.03	<0.01	0.46	0.13	<0.01	<0.01

<i>Petromyzontidae</i>	<0.01	<0.01	0.00	0.00	<0.01	<0.01	0.04	0.04	<0.01	<0.01
<i>Torpedo nobiliana</i>	<0.01	<0.01	0.00	0.00	<0.01	<0.01	0.04	0.04	<0.01	<0.01
<i>Homarus americanus</i>	36.99	1.45	22.83	0.81	12.89	0.88	16.59	0.54	1.09	0.07
<i>Patinopecten, placopecten sp</i>	0.62	0.17	0.51	0.15	0.03	0.02	0.42	0.13	<0.01	<0.01
<i>Loligo pealei</i>	0.02	<0.01	0.00	0.00	0.02	<0.01	0.46	0.13	<0.01	<0.01
<i>Illex illecebrosus</i>	<0.01	<0.01	<0.01	<0.01	<0.01	<0.01	0.11	0.07	<0.01	<0.01
<i>Squid</i>	0.01	<0.01	0.00	0.00	0.01	<0.01	0.23	0.09	<0.01	<0.01
<i>Berycidae</i>	0.00	0.00	0.00	0.00	0.00	0.00	0.00	0.00	0.00	0.00
Spring										
<i>Lophius americanus</i>	178.83	6.46	169.50	5.93	6.71	0.39	3.57	0.26	0.60	0.04
<i>Pomatomus saltatrix</i>	0.00	0.00	0.00	0.00	0.00	0.00	0.00	0.00	0.00	0.00
<i>Peprilus triacanthus</i>	<0.01	<0.01	0.00	0.00	<0.01	<0.01	0.10	0.07	<0.01	<0.01
<i>Gadus morhua</i>	218.05	10.74	223.66	10.14	5.95	1.51	2.40	0.30	0.39	0.09
<i>Tautogolabrus adspersus</i>	0.04	0.02	0.00	0.00	0.04	0.02	0.24	0.11	<0.01	<0.01
<i>Brosme brosme</i>	0.32	0.06	0.44	0.07	0.02	<0.01	0.39	0.14	<0.01	<0.01
<i>Pleuronectes americanus</i>	93.27	6.03	87.69	5.56	0.68	0.40	0.10	0.04	0.04	0.02

<i>Paralichthys dentatus</i>	0.26	0.04	0.14	0.03	0.11	0.03	1.31	0.25	<0.01	<0.01
<i>Glyptocephalus cynoglossus</i>	51.75	1.78	47.93	1.59	3.20	0.16	3.33	0.17	0.30	0.01
<i>Pleuronectes ferrugineus</i>	177.67	8.85	166.17	8.17	3.08	0.26	0.82	0.08	0.35	0.05
<i>Hippoglossoides platessoides</i>	82.86	3.57	77.39	3.17	4.53	0.29	2.55	0.13	0.43	0.02
<i>Scophthalmus aquosus</i>	0.65	0.15	0.05	0.03	0.59	0.15	4.23	0.44	0.07	0.02
<i>Paralichthys oblongus</i>	0.07	0.02	0.00	0.00	0.07	0.02	1.26	0.25	<0.01	<0.01
<i>Trinectes maculatus</i>	<0.01	<0.01	0.00	0.00	<0.01	<0.01	0.05	0.05	<0.01	<0.01
<i>Macrouridae</i>	0.00	0.00	0.00	0.00	0.00	0.00	0.00	0.00	0.00	0.00
<i>Melanogrammus aeglefinus</i>	76.42	9.34	72.57	8.56	3.04	0.48	1.97	0.21	0.18	0.03
<i>Urophycis sp</i>	8.10	0.65	8.62	0.76	1.02	0.09	6.51	0.51	0.08	<0.01
<i>Hippoglossus hippoglossus</i>	0.12	0.04	0.05	0.03	0.07	0.02	0.73	0.19	<0.01	<0.01
<i>Clupeidae</i>	0.04	0.02	0.00	0.00	0.04	0.02	0.48	0.15	<0.01	<0.01
<i>Clupea harengus</i>	0.01	<0.01	0.00	0.00	0.01	<0.01	0.29	0.12	<0.01	<0.01
<i>Zenopsis conchifera</i>	0.00	0.00	0.00	0.00	0.00	0.00	0.00	0.00	0.00	0.00
<i>Cyclopterus lumpus</i>	0.04	0.02	0.00	0.00	0.04	0.02	0.24	0.11	<0.01	<0.01
<i>Scomber scombrus</i>	0.05	0.01	0.00	0.00	0.05	0.01	1.02	0.22	<0.01	<0.01
<i>Sebastes sp</i>	1.93	0.58	4.15	1.18	0.11	0.04	0.81	0.18	0.01	<0.01

<i>Macrozoarces americanus</i>	3.02	0.19	<0.01	<0.01	3.02	0.19	21.36	0.90	0.29	0.02
<i>Pollachius virens</i>	23.88	5.49	24.65	5.00	0.36	0.18	0.15	0.07	0.01	<0.01
<i>Cottidae</i>	5.18	0.40	0.00	0.00	5.18	0.40	19.53	0.87	0.42	0.04
<i>Hemitripterus americanus</i>	3.45	0.32	0.00	0.00	3.45	0.32	19.96	0.88	0.28	0.02
<i>Stenotomus chrysops</i>	0.00	0.00	0.00	0.00	0.00	0.00	0.00	0.00	0.00	0.00
<i>Centropristis striata</i>	<0.01	<0.01	0.00	0.00	<0.01	<0.01	0.19	0.10	<0.01	<0.01
<i>Triglidae sp</i>	0.08	0.02	0.00	0.00	0.08	0.02	1.36	0.25	<0.01	<0.01
<i>Mustelus, squalus sp</i>	6.55	1.57	0.00	0.00	6.55	1.57	6.69	0.55	0.54	0.10
<i>Squalus acanthias</i>	14.33	8.27	0.00	0.00	14.33	8.27	12.55	0.73	0.73	0.10
<i>Squaliformes</i>	<0.01	<0.01	0.00	0.00	<0.01	<0.01	0.10	0.07	<0.01	<0.01
<i>Rajidae</i>	472.74	20.91	123.74	9.89	340.48	16.12	49.70	0.99	16.21	0.50
<i>Raja laevis</i>	4.66	0.88	0.00	0.00	4.66	0.88	6.49	0.54	0.47	0.09
<i>Raja eglanteria</i>	0.00	0.00	0.00	0.00	0.00	0.00	0.00	0.00	0.00	0.00
<i>Morone saxatilis</i>	0.00	0.00	0.00	0.00	0.00	0.00	0.00	0.00	0.00	0.00
<i>Tautoga onitis</i>	<0.01	<0.01	0.00	0.00	<0.01	<0.01	0.05	0.05	<0.01	<0.01
<i>Lamna nasus</i>	0.00	0.00	0.00	0.00	0.00	0.00	0.00	0.00	0.00	0.00
<i>Cetorhinus maximus</i>	0.00	0.00	0.00	0.00	0.00	0.00	0.00	0.00	0.00	0.00

<i>Merluccius spp</i>	1.06	0.10	<0.01	<0.01	1.05	0.10	10.46	0.67	0.09	<0.01
<i>Anarhichas lupus</i>	2.08	0.21	1.93	0.20	0.03	0.01	0.29	0.12	<0.01	<0.01
<i>Petromyzontidae</i>	0.00	0.00	0.00	0.00	0.00	0.00	0.00	0.00	0.00	0.00
<i>Torpedo nobiliana</i>	0.00	0.00	0.00	0.00	0.00	0.00	0.00	0.00	0.00	0.00
<i>Homarus americanus</i>	22.92	0.93	16.21	0.62	6.75	0.37	14.38	0.52	0.64	0.03
<i>Patinopecten, placopecten sp</i>	5.08	0.92	3.98	0.71	0.78	0.51	0.48	0.15	0.04	0.02
<i>Loligo pealei</i>	0.10	0.02	<0.01	<0.01	0.10	0.01	2.23	0.32	<0.01	<0.01
<i>Illex illecebrosus</i>	0.02	<0.01	0.00	0.00	0.02	<0.01	0.34	0.13	<0.01	<0.01
<i>Squid</i>	0.03	0.02	0.00	0.00	0.03	0.02	0.39	0.14	<0.01	<0.01
<i>Berycidae</i>	0.00	0.00	0.00	0.00	0.00	0.00	0.00	0.00	0.00	0.00
Summer										
<i>Lophius americanus</i>	181.95	10.12	177.18	9.96	4.77	0.39	1.91	0.17	0.49	0.04
<i>Pomatomus saltatrix</i>	0.79	0.20	0.30	0.10	0.49	0.18	1.58	0.33	0.03	0.01
<i>Peprilus triacanthus</i>	<0.01	<0.01	0.00	0.00	<0.01	<0.01	0.27	0.14	<0.01	<0.01
<i>Gadus morhua</i>	135.63	13.92	130.20	13.65	5.43	0.90	3.29	0.32	0.38	0.04
<i>Tautogolabrus adspersus</i>	0.27	0.05	0.00	0.00	0.27	0.05	3.63	0.49	0.02	<0.01

<i>Brosme brosme</i>	0.80	0.11	0.80	0.11	0.00	0.00	0.00	0.00	0.00	0.00
<i>Pleuronectes americanus</i>	167.71	8.29	167.06	8.26	0.65	0.14	0.34	0.11	0.05	0.01
<i>Paralichthys dentatus</i>	3.89	0.50	1.46	0.29	2.43	0.40	4.48	0.54	0.19	0.03
<i>Glyptocephalus cynoglossus</i>	35.75	2.24	33.82	2.15	1.94	0.16	2.70	0.19	0.22	0.02
<i>Pleuronectes ferrugineus</i>	48.76	5.10	47.16	4.95	1.60	0.25	1.00	0.17	0.12	0.02
<i>Hippoglossoides platessoides</i>	58.83	3.31	56.01	3.17	2.82	0.24	2.25	0.19	0.29	0.02
<i>Scophthalmus aquosus</i>	1.34	0.26	0.29	0.15	1.05	0.18	7.61	0.69	0.07	0.01
<i>Paralichthys oblongus</i>	0.17	0.04	0.00	0.00	0.17	0.04	1.92	0.36	<0.01	<0.01
<i>Trinectes maculatus</i>	0.00	0.00	0.00	0.00	0.00	0.00	0.00	0.00	0.00	0.00
<i>Macrouridae</i>	<0.01	<0.01	0.00	0.00	<0.01	<0.01	0.07	0.07	<0.01	<0.01
<i>Melanogrammus aeglefinus</i>	111.52	11.46	107.42	11.27	4.11	0.46	2.05	0.20	0.33	0.04
<i>Urophycis sp</i>	18.80	2.00	17.37	2.00	1.43	0.17	6.30	0.61	0.12	0.02
<i>Hippoglossus hippoglossus</i>	0.14	0.05	0.02	0.02	0.12	0.04	1.03	0.26	<0.01	<0.01
<i>Clupeidae</i>	0.02	0.01	0.00	0.00	0.02	0.01	0.34	0.15	<0.01	<0.01
<i>Clupea harengus</i>	0.34	0.06	0.00	0.00	0.34	0.06	3.97	0.51	0.03	<0.01
<i>Zenopsis conchifera</i>	<0.01	<0.01	0.00	0.00	<0.01	<0.01	0.07	0.07	<0.01	<0.01
<i>Cyclopterus lumpus</i>	0.00	0.00	0.00	0.00	0.00	0.00	0.00	0.00	0.00	0.00

<i>Scomber scombrus</i>	<0.01	<0.01	0.00	0.00	<0.01	<0.01	0.27	0.14	<0.01	<0.01
<i>Sebastes sp</i>	1.23	0.24	1.02	0.21	0.21	0.06	1.11	0.24	0.02	<0.01
<i>Macrozoarces americanus</i>	4.45	0.34	<0.01	<0.01	4.45	0.34	20.89	1.06	0.38	0.03
<i>Pollachius virens</i>	19.97	4.10	19.76	4.09	0.21	0.09	0.37	0.12	0.01	<0.01
<i>Cottidae</i>	15.99	2.29	0.00	0.00	15.99	2.29	29.52	1.19	1.24	0.14
<i>Hemitripterus americanus</i>	30.63	2.51	0.00	0.00	30.63	2.51	37.05	1.26	2.22	0.16
<i>Stenotomus chrysops</i>	0.00	0.00	0.00	0.00	0.00	0.00	0.00	0.00	0.00	0.00
<i>Centropristis striata</i>	0.00	0.00	0.00	0.00	0.00	0.00	0.00	0.00	0.00	0.00
<i>Triglidae sp</i>	0.24	0.09	0.00	0.00	0.24	0.09	1.10	0.27	0.03	0.01
<i>Mustelus, squalus sp</i>	1.71	0.51	0.00	0.00	1.71	0.51	1.51	0.32	0.08	0.02
<i>Squalus acanthias</i>	27.03	11.33	0.00	0.00	27.03	11.33	12.81	0.87	0.64	0.12
<i>Squaliformes</i>	0.07	0.07	0.00	0.00	0.07	0.07	0.14	0.10	<0.01	<0.01
<i>Rajidae</i>	576.54	30.92	97.15	10.02	479.38	27.15	68.38	1.10	23.09	0.70
<i>Raja laevis</i>	2.33	1.38	<0.01	<0.01	2.32	1.38	3.49	0.48	0.15	0.05
<i>Raja eglanteria</i>	0.00	0.00	0.00	0.00	0.00	0.00	0.00	0.00	0.00	0.00
<i>Morone saxatilis</i>	0.89	0.69	0.00	0.00	0.89	0.69	0.48	0.18	0.03	0.01
<i>Tautoga onitis</i>	0.02	<0.01	0.00	0.00	0.02	<0.01	0.34	0.15	<0.01	<0.01

<i>Lamna nasus</i>	0.62	0.46	0.00	0.00	0.62	0.46	0.14	0.10	0.06	0.05
<i>Cetorhinus maximus</i>	0.00	0.00	0.00	0.00	0.00	0.00	0.00	0.00	0.00	0.00
<i>Merluccius spp</i>	0.84	0.10	0.02	<0.01	0.82	0.10	8.16	0.71	0.08	0.01
<i>Anarhichas lupus</i>	2.42	0.41	2.42	0.41	<0.01	<0.01	0.01	0.01	<0.01	<0.01
<i>Petromyzontidae</i>	0.00	0.00	0.00	0.00	0.00	0.00	0.00	0.00	0.00	0.00
<i>Torpedo nobiliana</i>	0.10	0.10	0.00	0.00	0.10	0.10	0.07	0.07	<0.01	<0.01
<i>Homarus americanus</i>	23.67	1.70	15.85	1.02	7.81	0.91	14.59	0.71	0.58	0.05
<i>Patinopecten, placopecten sp</i>	3.73	1.33	1.95	1.18	1.78	0.62	2.33	0.39	0.14	0.05
<i>Loligo pealei</i>	0.09	0.03	0.00	0.00	0.09	0.03	1.16	0.28	<0.01	<0.01
<i>Illex illecebrosus</i>	0.71	0.15	0.00	0.00	0.71	0.15	5.27	0.59	0.08	0.02
<i>Squid</i>	0.14	0.05	0.00	0.00	0.14	0.05	1.30	0.30	0.02	<0.01
<i>Berycidae</i>	<0.01	<0.01	<0.01	<0.01	0.00	0.00	0.00	0.00	0.00	0.00
Fall										
<i>Lophius americanus</i>	380.80	15.38	355.11	14.40	16.05	1.25	2.12	0.17	1.04	0.07
<i>Pomatomus saltatrix</i>	0.74	0.59	0.72	0.57	0.00	0.00	0.00	0.00	0.00	0.00
<i>Peprilus triacanthus</i>	1.73	1.20	<0.01	<0.01	1.73	1.20	1.44	0.35	0.06	0.04

<i>Gadus morhua</i>	96.47	7.38	92.94	7.05	4.28	0.53	4.15	0.40	0.32	0.05
<i>Tautogolabrus adspersus</i>	0.44	0.06	0.00	0.00	0.44	0.06	6.97	0.74	0.03	<0.01
<i>Brosme brosme</i>	0.40	0.07	0.33	0.06	0.06	0.02	0.93	0.28	<0.01	<0.01
<i>Pleuronectes americanus</i>	131.78	8.38	128.09	8.17	0.21	0.05	0.23	0.10	0.11	0.09
<i>Paralichthys dentatus</i>	1.41	0.30	0.00	0.00	1.41	0.30	5.78	0.68	0.16	0.05
<i>Glyptocephalus cynoglossus</i>	59.33	3.48	53.61	3.20	4.27	0.27	3.94	0.21	0.31	0.02
<i>Pleuronectes ferrugineus</i>	39.64	4.82	37.49	4.51	1.13	0.37	0.55	0.12	0.04	<0.01
<i>Hippoglossoides platessoides</i>	52.85	2.45	47.79	2.25	3.93	0.33	3.64	0.24	0.31	0.03
<i>Scophthalmus aquosus</i>	2.11	0.31	0.17	0.13	1.94	0.28	11.05	0.91	0.13	0.02
<i>Paralichthys oblongus</i>	0.49	0.09	0.00	0.00	0.49	0.09	7.56	0.77	0.03	<0.01
<i>Trinectes maculatus</i>	0.00	0.00	0.00	0.00	0.00	0.00	0.00	0.00	0.00	0.00
<i>Macrouridae</i>	0.00	0.00	0.00	0.00	0.00	0.00	0.00	0.00	0.00	0.00
<i>Melanogrammus aeglefinus</i>	120.49	10.86	121.12	10.49	14.03	2.34	5.52	0.55	0.75	0.10
<i>Urophycis sp</i>	18.11	1.77	15.22	1.64	2.48	0.52	8.10	0.71	0.16	0.03
<i>Hippoglossus hippoglossus</i>	0.09	0.08	0.08	0.08	0.02	<0.01	0.34	0.17	<0.01	<0.01
<i>Clupeidae</i>	0.25	0.03	0.00	0.00	0.25	0.03	4.76	0.62	0.02	<0.01
<i>Clupea harengus</i>	0.43	0.05	0.00	0.00	0.43	0.05	7.48	0.77	0.04	<0.01

<i>Zenopsis conchifera</i>	<0.01	<0.01	0.00	0.00	<0.01	<0.01	0.08	0.08	<0.01	<0.01
<i>Cyclopterus lumpus</i>	0.01	<0.01	0.00	0.00	0.01	<0.01	0.25	0.15	<0.01	<0.01
<i>Scomber scombrus</i>	1.09	0.94	0.25	0.25	0.84	0.68	1.59	0.36	0.07	0.05
<i>Sebastes sp</i>	1.74	0.40	1.38	0.35	0.33	0.06	4.45	0.58	0.03	<0.01
<i>Macrozoarces americanus</i>	2.11	0.26	0.00	0.00	2.11	0.26	14.87	1.04	0.16	0.02
<i>Pollachius virens</i>	22.67	8.66	20.82	8.13	1.33	0.90	0.12	0.06	0.04	0.02
<i>Cottidae</i>	15.79	1.17	0.00	0.00	15.79	1.17	40.41	1.43	1.25	0.10
<i>Hemitripterus americanus</i>	9.38	0.68	0.00	0.00	9.38	0.68	43.55	1.45	0.79	0.07
<i>Stenotomus chrysops</i>	<0.01	<0.01	0.00	0.00	<0.01	<0.01	0.08	0.08	<0.01	<0.01
<i>Centropristis striata</i>	0.01	<0.01	<0.01	<0.01	0.01	<0.01	0.25	0.15	<0.01	<0.01
<i>Triglidae sp</i>	0.28	0.07	0.00	0.00	0.28	0.07	3.31	0.52	0.02	<0.01
<i>Mustelus, squalus sp</i>	0.64	0.44	0.00	0.00	0.64	0.44	1.10	0.30	0.04	0.03
<i>Squalus acanthias</i>	8.21	1.81	0.00	0.00	8.21	1.81	28.86	1.32	0.72	0.11
<i>Squaliformes</i>	0.03	0.02	0.00	0.00	0.03	0.02	0.34	0.17	<0.01	<0.01
<i>Rajidae</i>	570.47	28.93	76.96	7.17	492.02	26.91	76.63	1.10	24.79	0.77
<i>Raja laevis</i>	3.16	0.49	0.00	0.00	3.16	0.49	10.54	0.90	0.20	0.03
<i>Raja eglanteria</i>	0.54	0.43	0.00	0.00	0.54	0.43	0.25	0.15	0.04	0.02

<i>Morone saxatilis</i>	0.43	0.35	0.00	0.00	0.43	0.35	0.25	0.15	0.05	0.05
<i>Tautoga onitis</i>	0.02	<0.01	0.00	0.00	0.02	<0.01	0.42	0.19	<0.01	<0.01
<i>Lamna nasus</i>	0.00	0.00	0.00	0.00	0.00	0.00	0.00	0.00	0.00	0.00
<i>Cetorhinus maximus</i>	0.00	0.00	0.00	0.00	0.00	0.00	0.00	0.00	0.00	0.00
<i>Merluccius spp</i>	2.29	0.24	0.34	0.16	1.94	0.18	24.02	1.24	0.15	0.01
<i>Anarhichas lupus</i>	0.45	0.09	0.40	0.08	0.05	0.02	0.93	0.28	<0.01	<0.01
<i>Petromyzontidae</i>	0.00	0.00	0.00	0.00	0.00	0.00	0.00	0.00	0.00	0.00
<i>Torpedo nobiliana</i>	0.30	0.13	0.00	0.00	0.30	0.13	0.59	0.22	0.02	0.01
<i>Homarus americanus</i>	29.26	1.49	19.29	0.97	9.45	0.64	18.63	0.75	0.86	0.07
<i>Patinopecten, placopecten sp</i>	10.87	3.80	10.05	3.57	0.54	0.33	2.16	0.42	0.01	<0.01
<i>Loligo pealei</i>	0.90	0.15	0.07	0.03	0.83	0.14	8.73	0.82	0.07	0.01
<i>Illex illecebrosus</i>	0.31	0.06	0.00	0.00	0.31	0.06	4.33	0.59	0.02	<0.01
<i>Squid</i>	1.24	0.18	0.00	0.00	1.24	0.18	8.92	0.83	0.10	0.01
<i>Berycidae</i>	0.00	0.00	0.00	0.00	0.00	0.00	0.00	0.00	0.00	0.00

Table 35. Summary catch per unit effort (CPUE lbs/tow-hour) statistics for all species by season pooled over all tows where some catch data were reported (N=7,911). Note that samples sizes can be as low as 7,332 tows for total catch/tow and discard/tow (see sampling effort information in Table 13 and 25). (SE=standard error.)

<i>Scientific name</i>	Mean catch CPUE	SE catch CPUE	Mean kept CPUE	SE kept CPUE	Mean discard CPUE	SE discard
<i>Winter</i>						
<i>Lophius americanus</i>	127.18	4.06	115.41	3.55	4.43	0.24
<i>Pomatomus saltatrix</i>	0.00	0.00	0.00	0.00	0.00	0.00
<i>Peprilus triacanthus</i>	<0.01	<0.01	0.00	0.00	<0.01	<0.01
<i>Gadus morhua</i>	111.04	13.72	107.69	12.52	7.93	4.03
<i>Tautoglabrus adspersus</i>	0.02	<0.01	0.00	0.00	0.02	<0.01
<i>Brosme brosme</i>	0.36	0.03	0.29	0.03	0.04	<0.01
<i>Pleuronectes americanus</i>	10.75	0.86	10.57	0.82	0.42	0.40
<i>Paralichthys dentatus</i>	0.79	0.12	0.60	0.10	0.13	0.04
<i>Glyptocephalus cynoglossus</i>	15.43	0.50	14.23	0.43	0.92	0.05
<i>Pleuronectes ferrugineus</i>	25.82	1.67	22.64	1.38	1.25	0.19

<i>Hippoglossoides platessoides</i>	9.20	0.45	6.75	0.23	2.25	0.34
<i>Scophthalmus aquosus</i>	4.37	0.60	0.56	0.07	3.74	0.54
<i>Paralichthys oblongus</i>	0.07	0.01	0.00	0.00	0.07	0.01
<i>Trinectes maculatus</i>	<0.01	<0.01	<0.01	<0.01	0.00	0.00
<i>Macrouridae</i>	0.00	0.00	0.00	0.00	0.00	0.00
<i>Melanogrammus aeglefinus</i>	191.06	32.20	176.66	28.43	4.33	0.49
<i>Urophycis sp</i>	8.17	0.76	8.12	0.67	0.11	0.03
<i>Hippoglossus hippoglossus</i>	0.14	0.08	0.10	0.07	0.03	<0.01
<i>Clupeidae</i>	0.02	<0.01	0.00	0.00	0.02	<0.01
<i>Clupea harengus</i>	0.01	<0.01	0.00	0.00	0.01	<0.01
<i>Zenopsis conchifera</i>	<0.01	<0.01	0.00	0.00	<0.01	<0.01
<i>Cyclopterus lumpus</i>	0.07	0.01	0.00	0.00	0.07	0.01
<i>Scomber scombrus</i>	0.34	0.22	0.02	<0.01	0.32	0.22
<i>Sebastes sp</i>	4.40	1.69	3.80	1.42	0.25	0.11
<i>Macrozoarces americanus</i>	2.24	0.44	0.05	0.04	2.18	0.43
<i>Pollachius virens</i>	10.57	1.73	11.90	1.65	0.09	0.05
<i>Cottidae</i>	1.85	0.19	0.00	0.00	1.85	0.19

<i>Hemitripterus americanus</i>	3.78	0.46	0.00	0.00	3.78	0.46
<i>Stenotomus chrysops</i>	0.00	0.00	0.00	0.00	0.00	0.00
<i>Centropristis striata</i>	0.01	<0.01	<0.01	<0.01	<0.01	<0.01
<i>Triglidae sp</i>	<0.01	<0.01	0.00	0.00	<0.01	<0.01
<i>Mustelus, squalus sp</i>	1.78	0.70	<0.01	<0.01	1.78	0.70
<i>Squalus acanthias</i>	11.52	1.63	0.00	0.00	11.52	1.63
<i>Squaliformes</i>	0.18	0.10	0.00	0.00	0.18	0.10
<i>Rajidae</i>	328.87	18.70	72.92	4.29	249.11	17.29
<i>Raja laevis</i>	14.15	2.29	0.00	0.00	14.15	2.29
<i>Raja eglanteria</i>	<0.01	<0.01	0.00	0.00	<0.01	<0.01
<i>Morone saxatilis</i>	0.00	0.00	0.00	0.00	0.00	0.00
<i>Tautoga onitis</i>	<0.01	<0.01	0.00	0.00	<0.01	<0.01
<i>Lamna nasus</i>	0.10	0.09	0.00	0.00	0.10	0.09
<i>Cetorhinus maximus</i>	0.67	0.67	0.00	0.00	0.67	0.67
<i>Merluccius spp</i>	0.93	0.30	0.55	0.26	0.30	0.03
<i>Anarhichas lupus</i>	0.14	0.02	0.13	0.02	<0.01	<0.01
<i>Petromyzontidae</i>	<0.01	<0.01	0.00	0.00	<0.01	<0.01

<i>Torpedo nobiliana</i>	<0.01	<0.01	0.00	0.00	<0.01	<0.01
<i>Homarus americanus</i>	12.76	0.71	7.79	0.37	4.55	0.51
<i>Patinopecten, placopecten sp</i>	0.28	0.08	0.23	0.07	0.02	0.01
<i>Loligo pealei</i>	<0.01	<0.01	0.00	0.00	<0.01	<0.01
<i>Illex illecebrosus</i>	<0.01	<0.01	<0.01	<0.01	<0.01	<0.01
<i>Squid</i>	<0.01	<0.01	0.00	0.00	<0.01	<0.01
<i>Berycidae</i>	0.00	0.00	0.00	0.00	0.00	0.00

Spring

<i>Lophius americanus</i>	52.20	1.94	50.73	1.81	2.11	0.18
<i>Pomatomus saltatrix</i>	0.00	0.00	0.00	0.00	0.00	0.00
<i>Peprilus triacanthus</i>	<0.01	<0.01	0.00	0.00	<0.01	<0.01
<i>Gadus morhua</i>	90.26	5.54	91.61	5.16	3.09	0.91
<i>Tautoglabrus adspersus</i>	0.02	<0.01	0.00	0.00	0.02	<0.01
<i>Brosme brosme</i>	0.12	0.03	0.16	0.03	<0.01	<0.01
<i>Pleuronectes americanus</i>	43.68	2.96	41.15	2.74	0.24	0.11
<i>Paralichthys dentatus</i>	0.12	0.02	0.06	0.01	0.05	0.01

<i>Glyptocephalus cynoglossus</i>	14.96	0.50	14.32	0.47	0.88	0.04
<i>Pleuronectes ferrugineus</i>	68.12	3.41	63.46	3.14	1.25	0.10
<i>Hippoglossoides platessoides</i>	24.18	1.08	23.12	0.97	1.27	0.08
<i>Scophthalmus aquosus</i>	0.30	0.07	0.02	0.01	0.27	0.07
<i>Paralichthys oblongus</i>	0.02	<0.01	0.00	0.00	0.02	<0.01
<i>Trinectes maculatus</i>	<0.01	<0.01	0.00	0.00	<0.01	<0.01
<i>Macrouridae</i>	0.00	0.00	0.00	0.00	0.00	0.00
<i>Melanogrammus aeglefinus</i>	46.32	10.02	43.29	9.24	1.65	0.28
<i>Urophycis sp</i>	2.59	0.23	2.82	0.26	0.37	0.04
<i>Hippoglossus hippoglossus</i>	0.04	0.01	0.02	<0.01	0.02	<0.01
<i>Clupeidae</i>	0.01	<0.01	0.00	0.00	0.01	<0.01
<i>Clupea harengus</i>	<0.01	<0.01	0.00	0.00	<0.01	<0.01
<i>Zenopsis conchifera</i>	0.00	0.00	0.00	0.00	0.00	0.00
<i>Cyclopterus lumpus</i>	0.02	<0.01	0.00	0.00	0.02	<0.01
<i>Scomber scombrus</i>	0.01	<0.01	0.00	0.00	0.01	<0.01
<i>Sebastes sp</i>	1.49	0.62	2.99	1.00	0.06	0.04
<i>Macrozoarces americanus</i>	1.32	0.13	<0.01	<0.01	1.32	0.13

<i>Pollachius virens</i>	9.03	2.38	9.66	2.18	0.16	0.09
<i>Cottidae</i>	2.36	0.19	0.00	0.00	2.36	0.19
<i>Hemitripterus americanus</i>	1.44	0.11	0.00	0.00	1.44	0.11
<i>Stenotomus chrysops</i>	0.00	0.00	0.00	0.00	0.00	0.00
<i>Centropristis striata</i>	<0.01	<0.01	0.00	0.00	<0.01	<0.01
<i>Triglidae sp</i>	0.04	<0.01	0.00	0.00	0.04	<0.01
<i>Mustelus, squalus sp</i>	2.17	0.50	0.00	0.00	2.17	0.50
<i>Squalus acanthias</i>	3.72	1.86	0.00	0.00	3.72	1.86
<i>Squaliformes</i>	<0.01	<0.01	0.00	0.00	<0.01	<0.01
<i>Rajidae</i>	212.43	10.53	47.50	3.79	161.77	8.80
<i>Raja laevis</i>	1.61	0.36	0.00	0.00	1.61	0.36
<i>Raja eglanteria</i>	0.00	0.00	0.00	0.00	0.00	0.00
<i>Morone saxatilis</i>	0.00	0.00	0.00	0.00	0.00	0.00
<i>Tautoga onitis</i>	<0.01	<0.01	0.00	0.00	<0.01	<0.01
<i>Lamna nasus</i>	0.00	0.00	0.00	0.00	0.00	0.00
<i>Cetorhinus maximus</i>	0.00	0.00	0.00	0.00	0.00	0.00
<i>Merluccius spp</i>	0.32	0.03	<0.01	<0.01	0.32	0.03

<i>Anarhichas lupus</i>	0.63	0.07	0.58	0.06	<0.01	<0.01
<i>Petromyzontidae</i>	0.00	0.00	0.00	0.00	0.00	0.00
<i>Torpedo nobiliana</i>	0.00	0.00	0.00	0.00	0.00	0.00
<i>Homarus americanus</i>	8.04	0.33	5.78	0.23	2.35	0.13
<i>Patinopecten, placopecten sp</i>	2.72	0.50	2.12	0.39	0.43	0.26
<i>Loligo pealei</i>	0.04	<0.01	<0.01	<0.01	0.03	<0.01
<i>Illex illecebrosus</i>	<0.01	<0.01	0.00	0.00	<0.01	<0.01
<i>Squid</i>	0.01	<0.01	0.00	0.00	0.01	<0.01
<i>Berycidae</i>	0.00	0.00	0.00	0.00	0.00	0.00
<i>Lophius americanus</i>	58.91	3.42	57.32	3.37	1.59	0.13

Summer

<i>Pomatomus saltatrix</i>	0.46	0.10	0.22	0.06	0.24	0.08
<i>Peprilus triacanthus</i>	<0.01	<0.01	0.00	0.00	<0.01	<0.01
<i>Gadus morhua</i>	67.19	7.87	64.60	7.77	2.59	0.40
<i>Tautogolabrus adspersus</i>	0.17	0.03	0.00	0.00	0.17	0.03
<i>Brosme brosme</i>	0.30	0.04	0.30	0.04	0.00	0.00

<i>Pleuronectes americanus</i>	86.25	4.26	85.93	4.24	0.32	0.07
<i>Paralichthys dentatus</i>	2.75	0.34	0.93	0.20	1.82	0.28
<i>Glyptocephalus cynoglossus</i>	11.31	0.70	10.70	0.67	0.62	0.05
<i>Pleuronectes ferrugineus</i>	22.76	2.91	22.03	2.82	0.73	0.12
<i>Hippoglossoides platessoides</i>	17.63	0.96	16.79	0.92	0.84	0.07
<i>Scophthalmus aquosus</i>	0.80	0.16	0.17	0.11	0.63	0.10
<i>Paralichthys oblongus</i>	0.08	0.02	0.00	0.00	0.08	0.02
<i>Trinectes maculatus</i>	0.00	0.00	0.00	0.00	0.00	0.00
<i>Macrouridae</i>	<0.01	<0.01	0.00	0.00	<0.01	<0.01
<i>Melanogrammus aeglefinus</i>	46.04	4.35	44.31	4.27	1.73	0.20
<i>Urophycis sp</i>	6.16	0.61	5.63	0.60	0.53	0.07
<i>Hippoglossus hippoglossus</i>	0.06	0.02	<0.01	<0.01	0.06	0.02
<i>Clupeidae</i>	<0.01	<0.01	0.00	0.00	<0.01	<0.01
<i>Clupea harengus</i>	0.14	0.02	0.00	0.00	0.14	0.02
<i>Zenopsis conchifera</i>	<0.01	<0.01	0.00	0.00	<0.01	<0.01
<i>Cyclopterus lumpus</i>	0.00	0.00	0.00	0.00	0.00	0.00
<i>Scomber scombrus</i>	<0.01	<0.01	0.00	0.00	<0.01	<0.01

<i>Sebastes sp</i>	0.47	0.12	0.40	0.10	0.07	0.02
<i>Macrozoarces americanus</i>	2.09	0.17	<0.01	<0.01	2.08	0.17
<i>Pollachius virens</i>	11.08	2.35	10.98	2.34	0.10	0.05
<i>Cottidae</i>	7.31	0.98	0.00	0.00	7.31	0.98
<i>Hemitripterus americanus</i>	14.30	1.08	0.00	0.00	14.30	1.08
<i>Stenotomus chrysops</i>	0.00	0.00	0.00	0.00	0.00	0.00
<i>Centropristis striata</i>	0.00	0.00	0.00	0.00	0.00	0.00
<i>Triglidae sp</i>	0.16	0.05	0.00	0.00	0.16	0.05
<i>Mustelus, squalus sp</i>	0.65	0.19	0.00	0.00	0.65	0.19
<i>Squalus acanthias</i>	13.32	4.57	0.00	0.00	13.32	4.57
<i>Squaliformes</i>	0.07	0.07	0.00	0.00	0.07	0.07
<i>Rajidae</i>	377.35	27.53	58.07	8.65	319.28	24.22
<i>Raja laevis</i>	0.83	0.43	<0.01	<0.01	0.83	0.43
<i>Raja eglanteria</i>	0.00	0.00	0.00	0.00	0.00	0.00
<i>Morone saxatilis</i>	0.51	0.38	0.00	0.00	0.51	0.38
<i>Tautoga onitis</i>	<0.01	<0.01	0.00	0.00	<0.01	<0.01
<i>Lamna nasus</i>	0.45	0.39	0.00	0.00	0.45	0.39

<i>Cetorhinus maximus</i>	0.00	0.00	0.00	0.00	0.00	0.00
<i>Merluccius spp</i>	0.30	0.04	<0.01	<0.01	0.30	0.04
<i>Anarhichas lupus</i>	1.01	0.17	1.01	0.17	<0.01	<0.01
<i>Petromyzontidae</i>	0.00	0.00	0.00	0.00	0.00	0.00
<i>Torpedo nobiliana</i>	0.04	0.04	0.00	0.00	0.04	0.04
<i>Homarus americanus</i>	13.74	0.97	9.18	0.62	4.57	0.47
<i>Patinopecten, placopecten sp</i>	1.64	0.64	0.94	0.59	0.70	0.25
<i>Loligo pealei</i>	0.05	0.02	0.00	0.00	0.05	0.02
<i>Illex illecebrosus</i>	0.32	0.07	0.00	0.00	0.32	0.07
<i>Squid</i>	0.07	0.02	0.00	0.00	0.07	0.02
<i>Berycidae</i>	<0.01	<0.01	<0.01	<0.01	0.00	0.00

Fall

<i>Lophius americanus</i>	102.57	4.10	95.90	3.85	4.06	0.31
<i>Pomatomus saltatrix</i>	1.19	1.12	1.16	1.09	0.00	0.00
<i>Peprilus triacanthus</i>	0.53	0.37	<0.01	<0.01	0.53	0.37
<i>Gadus morhua</i>	50.29	4.18	47.64	3.96	2.78	0.32

<i>Tautogolabrus adspersus</i>	0.26	0.04	0.00	0.00	0.26	0.04
<i>Brosme brosme</i>	0.12	0.02	0.09	0.02	0.02	0.01
<i>Pleuronectes americanus</i>	106.25	9.46	103.31	9.22	0.13	0.03
<i>Paralichthys dentatus</i>	0.89	0.23	0.00	0.00	0.89	0.23
<i>Glyptocephalus cynoglossus</i>	17.02	1.30	15.46	1.23	1.14	0.07
<i>Pleuronectes ferrugineus</i>	13.40	1.55	12.74	1.47	0.32	0.10
<i>Hippoglossoides platessoides</i>	14.11	0.65	12.78	0.60	1.05	0.10
<i>Scophthalmus aquosus</i>	1.63	0.22	0.04	0.03	1.59	0.22
<i>Paralichthys oblongus</i>	0.27	0.04	0.00	0.00	0.27	0.04
<i>Trinectes maculatus</i>	0.00	0.00	0.00	0.00	0.00	0.00
<i>Macrouridae</i>	0.00	0.00	0.00	0.00	0.00	0.00
<i>Melanogrammus aeglefinus</i>	56.30	5.25	53.76	4.92	10.93	2.64
<i>Urophycis sp</i>	5.67	0.57	4.86	0.54	0.68	0.14
<i>Hippoglossus hippoglossus</i>	0.04	0.03	0.03	0.03	<0.01	<0.01
<i>Clupeidae</i>	0.07	0.01	0.00	0.00	0.07	0.01
<i>Clupea harengus</i>	0.13	0.02	0.00	0.00	0.13	0.02
<i>Zenopsis conchifera</i>	<0.01	<0.01	0.00	0.00	<0.01	<0.01

<i>Cyclopterus lumpus</i>	<0.01	<0.01	0.00	0.00	<0.01	<0.01
<i>Scomber scombrus</i>	1.12	0.94	0.25	0.25	0.87	0.68
<i>Sebastes sp</i>	0.56	0.13	0.44	0.11	0.11	0.02
<i>Macrozoarces americanus</i>	1.41	0.23	0.00	0.00	1.41	0.23
<i>Pollachius virens</i>	10.07	4.19	9.39	4.01	0.47	0.29
<i>Cottidae</i>	14.27	1.30	0.00	0.00	14.27	1.30
<i>Hemitripterus americanus</i>	6.10	0.42	0.00	0.00	6.10	0.42
<i>Stenotomus chrysops</i>	<0.01	<0.01	0.00	0.00	<0.01	<0.01
<i>Centropristis striata</i>	0.01	<0.01	<0.01	<0.01	0.01	<0.01
<i>Triglidae sp</i>	0.13	0.03	0.00	0.00	0.13	0.03
<i>Mustelus, squalus sp</i>	0.44	0.32	0.00	0.00	0.44	0.32
<i>Squalus acanthias</i>	3.52	0.61	0.00	0.00	3.52	0.61
<i>Squaliformes</i>	0.02	<0.01	0.00	0.00	0.02	<0.01
<i>Rajidae</i>	357.92	20.07	45.96	5.69	311.06	18.52
<i>Raja laevis</i>	2.56	0.47	0.00	0.00	2.56	0.47
<i>Raja eglantheria</i>	0.14	0.11	0.00	0.00	0.14	0.11
<i>Morone saxatilis</i>	0.35	0.28	0.00	0.00	0.35	0.28

<i>Tautoga onitis</i>	0.01	<0.01	0.00	0.00	0.01	<0.01
<i>Lamna nasus</i>	0.00	0.00	0.00	0.00	0.00	0.00
<i>Cetorhinus maximus</i>	0.00	0.00	0.00	0.00	0.00	0.00
<i>Merluccius spp</i>	0.65	0.08	0.11	0.06	0.54	0.05
<i>Anarhichas lupus</i>	0.18	0.04	0.16	0.04	0.01	<0.01
<i>Petromyzontidae</i>	0.00	0.00	0.00	0.00	0.00	0.00
<i>Torpedo nobiliana</i>	0.11	0.04	0.00	0.00	0.11	0.04
<i>Homarus americanus</i>	11.65	0.64	7.70	0.41	3.80	0.27
<i>Patinopecten, placopecten sp</i>	3.35	1.13	3.12	1.07	0.15	0.09
<i>Loligo pealei</i>	0.50	0.11	0.02	0.01	0.48	0.11
<i>Illex illecebrosus</i>	0.20	0.06	0.00	0.00	0.20	0.06
<i>Squid</i>	1.38	0.21	0.00	0.00	1.38	0.21
<i>Berycidae</i>	0.00	0.00	0.00	0.00	0.00	0.00

Table 36. Summary catch (lbs/tow) statistics for all species by target species pooled over all tows where some catch data were reported (N=7,911). Note that samples sizes can be as low as 7,332 tows for total catch/tow and discard/tow (see sampling effort information in Table 22 and 26). (SE=standard error.)

<i>Scientific name</i>	Mean catch	SE catch	Mean kept	SE kept	Mean discard	SE discard	Mean percent species discard	SE percent species discard	Mean percent catch discard	SE percent catch discard
<i>Target species not recorded (-999)</i>										
<i>Lophius americanus</i>	211.25	30.58	160.33	23.68	10.47	3.34	3.64	1.48	0.71	0.17
<i>Pomatomus saltatrix</i>	0.00	0.00	0.00	0.00	0.00	0.00	0.00	0.00	0.00	0.00
<i>Peprilus triacanthus</i>	0.00	0.00	0.00	0.00	0.00	0.00	0.00	0.00	0.00	0.00
<i>Gadus morhua</i>	235.40	44.70	278.94	35.49	6.90	4.63	2.68	1.26	0.45	0.21
<i>Tautogolabrus adspersus</i>	0.00	0.00	0.00	0.00	0.00	0.00	0.00	0.00	0.00	0.00
<i>Brosme brosme</i>	0.19	0.19	0.82	0.45	0.00	0.00	0.00	0.00	0.00	0.00
<i>Pleuronectes americanus</i>	34.24	10.54	26.10	8.10	0.04	0.04	<0.01	<0.01	<0.01	<0.01
<i>Paralichthys dentatus</i>	0.52	0.44	0.07	0.07	0.43	0.43	0.86	0.86	0.04	0.04
<i>Glyptocephalus cynoglossus</i>	48.23	6.20	40.32	4.67	2.34	0.44	3.27	0.98	0.20	0.04

<i>Pleuronectes ferrugineus</i>	64.97	22.24	103.74	20.63	4.85	4.31	0.29	0.22	0.20	0.15
<i>Hippoglossoides platessoides</i>	38.16	5.93	37.77	4.63	1.86	0.37	2.40	0.90	0.13	0.03
<i>Scophthalmus aquosus</i>	3.47	2.43	0.01	0.01	3.45	2.43	1.72	1.21	0.45	0.35
<i>Paralichthys oblongus</i>	0.09	0.06	0.00	0.00	0.09	0.06	1.72	1.21	<0.01	<0.01
<i>Trinectes maculatus</i>	0.00	0.00	0.00	0.00	0.00	0.00	0.00	0.00	0.00	0.00
<i>Macrouridae</i>	0.00	0.00	0.00	0.00	0.00	0.00	0.00	0.00	0.00	0.00
<i>Melanogrammus aeglefinus</i>	143.26	55.90	123.99	42.69	2.52	1.30	1.50	0.92	0.14	0.08
<i>Urophycis sp</i>	3.52	1.28	3.15	1.02	0.09	0.09	0.86	0.86	<0.01	<0.01
<i>Hippoglossus hippoglossus</i>	0.04	0.04	0.00	0.00	0.04	0.04	0.86	0.86	<0.01	<0.01
<i>Clupeidae</i>	0.00	0.00	0.00	0.00	0.00	0.00	0.00	0.00	0.00	0.00
<i>Clupea harengus</i>	0.13	0.07	0.00	0.00	0.13	0.07	2.59	1.48	0.02	0.01
<i>Zenopsis conchifera</i>	0.00	0.00	0.00	0.00	0.00	0.00	0.00	0.00	0.00	0.00
<i>Cyclopterus lumpus</i>	0.04	0.04	0.00	0.00	0.04	0.04	0.86	0.86	0.03	0.03
<i>Scomber scombrus</i>	0.00	0.00	0.00	0.00	0.00	0.00	0.00	0.00	0.00	0.00
<i>Sebastes sp</i>	0.26	0.14	0.08	0.07	0.16	0.10	2.44	1.40	0.02	0.01
<i>Macrozoarces americanus</i>	0.99	0.50	0.00	0.00	0.99	0.50	6.90	2.36	0.16	0.09
<i>Pollachius virens</i>	71.68	68.17	60.72	52.01	0.00	0.00	0.00	0.00	0.00	0.00

<i>Cottidae</i>	1.21	0.54	0.00	0.00	1.21	0.54	7.76	2.49	0.08	0.03
<i>Hemitripterus americanus</i>	2.61	0.94	0.00	0.00	2.61	0.94	13.79	3.22	0.55	0.20
<i>Stenotomus chrysops</i>	0.00	0.00	0.00	0.00	0.00	0.00	0.00	0.00	0.00	0.00
<i>Centropristis striata</i>	0.00	0.00	0.00	0.00	0.00	0.00	0.00	0.00	0.00	0.00
<i>Triglidae sp</i>	0.09	0.06	0.00	0.00	0.09	0.06	1.72	1.21	0.05	0.04
<i>Mustelus, squalus sp</i>	0.00	0.00	0.00	0.00	0.00	0.00	0.00	0.00	0.00	0.00
<i>Squalus acanthias</i>	2.16	0.99	0.00	0.00	2.16	0.99	10.34	2.84	0.27	0.14
<i>Squaliformes</i>	0.04	0.04	0.00	0.00	0.04	0.04	0.86	0.86	0.01	0.01
<i>Rajidae</i>	587.41	113.47	195.52	68.13	331.21	63.87	51.09	4.44	25.75	2.89
<i>Raja laevis</i>	61.38	18.49	0.00	0.00	61.38	18.49	10.34	2.84	2.10	0.64
<i>Raja eglanteria</i>	0.00	0.00	0.00	0.00	0.00	0.00	0.00	0.00	0.00	0.00
<i>Morone saxatilis</i>	0.00	0.00	0.00	0.00	0.00	0.00	0.00	0.00	0.00	0.00
<i>Tautoga onitis</i>	0.00	0.00	0.00	0.00	0.00	0.00	0.00	0.00	0.00	0.00
<i>Lamna nasus</i>	0.00	0.00	0.00	0.00	0.00	0.00	0.00	0.00	0.00	0.00
<i>Cetorhinus maximus</i>	0.00	0.00	0.00	0.00	0.00	0.00	0.00	0.00	0.00	0.00
<i>Merluccius spp</i>	0.17	0.12	0.00	0.00	0.17	0.12	1.72	1.21	<0.01	<0.01
<i>Anarhichas lupus</i>	0.09	0.07	0.39	0.23	0.00	0.00	0.00	0.00	0.00	0.00

<i>Petromyzontidae</i>	0.00	0.00	0.00	0.00	0.00	0.00	0.00	0.00	0.00	0.00
<i>Torpedo nobiliana</i>	0.00	0.00	0.00	0.00	0.00	0.00	0.00	0.00	0.00	0.00
<i>Homarus americanus</i>	18.93	4.99	14.20	2.46	6.15	2.72	8.52	2.05	0.65	0.18
<i>Patinopecten, placopecten sp</i>	0.07	0.07	0.05	0.05	0.00	0.00	0.00	0.00	0.00	0.00
<i>Loligo pealei</i>	0.00	0.00	0.00	0.00	0.00	0.00	0.00	0.00	0.00	0.00
<i>Illex illecebrosus</i>	0.00	0.00	0.00	0.00	0.00	0.00	0.00	0.00	0.00	0.00
<i>Squid</i>	0.09	0.06	0.00	0.00	0.09	0.06	1.72	1.21	<0.01	<0.01
<i>Berycidae</i>	0.00	0.00	0.00	0.00	0.00	0.00	0.00	0.00	0.00	0.00
<i>Multiple groundfish species (1)</i>										
<i>Lophius americanus</i>	322.67	8.32	306.05	7.68	9.19	0.37	3.67	0.26	0.74	0.03
<i>Pomatomus saltatrix</i>	0.47	0.30	0.34	0.27	0.10	0.06	0.21	0.09	<0.01	<0.01
<i>Peprilus triacanthus</i>	<0.01	<0.01	0.00	0.00	<0.01	<0.01	0.08	0.06	<0.01	<0.01
<i>Gadus morhua</i>	166.83	7.79	181.13	10.40	2.67	0.50	1.88	0.20	0.24	0.04
<i>Tautoglabrus adspersus</i>	0.04	0.02	0.00	0.00	0.04	0.02	0.34	0.12	<0.01	<0.01
<i>Brosme brosme</i>	1.04	0.09	1.05	0.09	<0.01	<0.01	0.14	0.07	<0.01	<0.01
<i>Pleuronectes americanus</i>	54.73	3.66	50.78	3.33	0.40	0.34	0.08	0.03	0.03	0.02

<i>Paralichthys dentatus</i>	1.22	0.22	0.53	0.13	0.70	0.17	1.22	0.22	0.05	0.01
<i>Glyptocephalus cynoglossus</i>	64.99	1.82	59.17	1.60	4.30	0.17	4.57	0.17	0.38	0.02
<i>Pleuronectes ferrugineus</i>	64.62	4.37	59.11	3.94	1.73	0.19	0.67	0.08	0.25	0.05
<i>Hippoglossoides platessoides</i>	89.10	3.14	79.15	2.74	6.34	0.49	4.54	0.24	0.54	0.03
<i>Scophthalmus aquosus</i>	1.71	0.47	0.26	0.07	1.44	0.41	1.89	0.27	0.08	0.02
<i>Paralichthys oblongus</i>	0.12	0.03	0.00	0.00	0.12	0.03	2.15	0.30	<0.01	<0.01
<i>Trinectes maculatus</i>	<0.01	<0.01	<0.01	<0.01	<0.01	<0.01	0.04	0.04	<0.01	<0.01
<i>Macrouridae</i>	0.00	0.00	0.00	0.00	0.00	0.00	0.00	0.00	0.00	0.00
<i>Melanogrammus aeglefinus</i>	94.52	6.15	88.50	5.54	6.40	0.73	2.93	0.20	0.50	0.05
<i>Urophycis sp</i>	23.88	1.50	23.92	1.44	1.20	0.13	3.98	0.36	0.10	0.01
<i>Hippoglossus hippoglossus</i>	0.22	0.06	0.10	0.05	0.11	0.03	1.02	0.21	0.01	<0.01
<i>Clupeidae</i>	0.03	<0.01	0.00	0.00	0.03	<0.01	0.51	0.15	<0.01	<0.01
<i>Clupea harengus</i>	0.14	0.03	0.00	0.00	0.14	0.03	1.52	0.25	0.01	<0.01
<i>Zenopsis conchifera</i>	<0.01	<0.01	0.00	0.00	<0.01	<0.01	0.04	0.04	<0.01	<0.01
<i>Cyclopterus lumpus</i>	0.04	0.02	0.00	0.00	0.04	0.02	0.30	0.11	<0.01	<0.01
<i>Scomber scombrus</i>	0.05	0.01	0.00	0.00	0.05	0.01	1.14	0.22	<0.01	<0.01
<i>Sebastes sp</i>	2.51	0.72	4.37	1.13	0.18	0.04	1.14	0.19	0.02	<0.01

<i>Macrozoarces americanus</i>	1.73	0.15	0.00	0.00	1.73	0.15	10.89	0.64	0.18	0.02
<i>Pollachius virens</i>	20.30	2.33	21.27	2.13	0.35	0.14	0.29	0.08	0.02	<0.01
<i>Cottidae</i>	7.95	1.03	0.00	0.00	7.95	1.03	14.81	0.73	0.60	0.07
<i>Hemitripterus americanus</i>	4.78	0.56	0.00	0.00	4.78	0.56	14.51	0.72	0.36	0.04
<i>Stenotomus chrysops</i>	0.00	0.00	0.00	0.00	0.00	0.00	0.00	0.00	0.00	0.00
<i>Centropristis striata</i>	<0.01	<0.01	0.00	0.00	<0.01	<0.01	0.17	0.08	<0.01	<0.01
<i>Triglidae sp</i>	0.03	<0.01	0.00	0.00	0.03	<0.01	0.55	0.15	<0.01	<0.01
<i>Mustelus, squalus sp</i>	5.81	1.34	0.00	0.00	5.81	1.34	5.15	0.45	0.37	0.07
<i>Squalus acanthias</i>	17.74	7.30	0.00	0.00	17.74	7.30	15.65	0.75	0.76	0.08
<i>Squaliformes</i>	0.06	0.04	0.00	0.00	0.06	0.04	0.17	0.08	<0.01	<0.01
<i>Rajidae</i>	406.59	19.35	116.37	9.24	281.97	15.32	52.04	0.96	13.39	0.46
<i>Raja laevis</i>	4.33	1.01	0.00	0.00	4.33	1.01	6.20	0.50	0.28	0.05
<i>Raja eglanteria</i>	0.02	0.02	0.00	0.00	0.02	0.02	0.13	0.07	<0.01	<0.01
<i>Morone saxatilis</i>	0.59	0.45	0.00	0.00	0.59	0.45	0.08	0.06	0.03	0.03
<i>Tautoga onitis</i>	0.00	0.00	0.00	0.00	0.00	0.00	0.00	0.00	0.00	0.00
<i>Lamna nasus</i>	0.38	0.28	0.00	0.00	0.38	0.28	0.08	0.06	0.04	0.03
<i>Cetorhinus maximus</i>	0.00	0.00	0.00	0.00	0.00	0.00	0.00	0.00	0.00	0.00

<i>Merluccius spp</i>	1.51	0.15	0.18	0.08	1.31	0.12	10.63	0.63	0.13	0.02
<i>Anarhichas lupus</i>	2.07	0.19	1.90	0.17	<0.01	<0.01	0.04	0.04	<0.01	<0.01
<i>Petromyzontidae</i>	0.00	0.00	0.00	0.00	0.00	0.00	0.00	0.00	0.00	0.00
<i>Torpedo nobiliana</i>	0.09	0.07	0.00	0.00	0.09	0.07	0.13	0.07	<0.01	<0.01
<i>Homarus americanus</i>	32.97	1.28	21.48	0.76	10.62	0.66	15.10	0.49	0.94	0.06
<i>Patinopecten, placopecten sp</i>	2.35	0.89	1.14	0.67	1.10	0.50	0.72	0.17	0.06	0.02
<i>Loligo pealei</i>	0.05	0.04	0.00	0.00	0.05	0.04	0.30	0.11	<0.01	<0.01
<i>Illex illecebrosus</i>	0.04	0.01	0.00	0.00	0.04	0.01	0.72	0.17	<0.01	<0.01
<i>Squid</i>	0.23	0.07	0.00	0.00	0.23	0.07	0.84	0.19	0.02	<0.01
<i>Berycidae</i>	0.00	0.00	0.00	0.00	0.00	0.00	0.00	0.00	0.00	0.00
<i>Lophius americanus (124)</i>										
<i>Lophius americanus</i>	1151.23	28.36	1093.44	26.96	40.09	1.92	4.18	0.25	2.40	0.11
<i>Pomatomus saltatrix</i>	0.00	0.00	0.00	0.00	0.00	0.00	0.00	0.00	0.00	0.00
<i>Peprilus triacanthus</i>	0.01	<0.01	0.00	0.00	0.01	<0.01	0.29	0.17	<0.01	<0.01
<i>Gadus morhua</i>	58.07	2.82	58.89	2.72	0.35	0.07	0.67	0.17	0.04	<0.01
<i>Tautogolabrus adspersus</i>	<0.01	<0.01	0.00	0.00	<0.01	<0.01	0.10	0.10	<0.01	<0.01

<i>Brosme brosme</i>	1.33	0.16	1.16	0.15	0.12	0.03	2.00	0.43	<0.01	<0.01
<i>Pleuronectes americanus</i>	0.46	0.14	0.44	0.14	<0.01	<0.01	0.03	0.03	<0.01	<0.01
<i>Paralichthys dentatus</i>	<0.01	<0.01	0.00	0.00	<0.01	<0.01	0.10	0.10	<0.01	<0.01
<i>Glyptocephalus cynoglossus</i>	105.42	3.54	98.48	3.24	7.56	0.31	6.75	0.24	0.55	0.03
<i>Pleuronectes ferrugineus</i>	0.77	0.21	0.72	0.19	0.02	0.01	0.20	0.10	<0.01	<0.01
<i>Hippoglossoides platessoides</i>	79.92	2.97	73.54	2.69	5.96	0.28	5.53	0.22	0.45	0.02
<i>Scophthalmus aquosus</i>	0.16	0.15	0.14	0.14	0.01	0.01	0.29	0.17	<0.01	<0.01
<i>Paralichthys oblongus</i>	0.28	0.09	0.00	0.00	0.28	0.09	2.86	0.52	0.01	<0.01
<i>Trinectes maculatus</i>	0.00	0.00	0.00	0.00	0.00	0.00	0.00	0.00	0.00	0.00
<i>Macrouridae</i>	<0.01	<0.01	0.00	0.00	<0.01	<0.01	0.10	0.10	<0.01	<0.01
<i>Melanogrammus aeglefinus</i>	27.29	2.55	28.69	2.42	0.49	0.14	0.70	0.14	0.05	0.01
<i>Urophycis sp</i>	26.10	2.71	24.36	2.56	2.45	0.57	7.90	0.72	0.14	0.02
<i>Hippoglossus hippoglossus</i>	0.06	0.03	0.02	0.02	0.04	0.02	0.48	0.21	<0.01	<0.01
<i>Clupeidae</i>	0.26	0.03	0.00	0.00	0.26	0.03	5.15	0.68	0.02	<0.01
<i>Clupea harengus</i>	0.43	0.05	0.00	0.00	0.43	0.05	7.73	0.83	0.03	<0.01
<i>Zenopsis conchifera</i>	0.00	0.00	0.00	0.00	0.00	0.00	0.00	0.00	0.00	0.00
<i>Cyclopterus lumpus</i>	0.07	0.03	0.00	0.00	0.07	0.03	0.76	0.27	<0.01	<0.01

<i>Scomber scombrus</i>	0.04	0.04	0.04	0.04	0.00	0.00	0.00	0.00	0.00	0.00
<i>Sebastes sp</i>	1.53	0.37	1.82	0.44	0.27	0.10	4.61	0.64	0.02	<0.01
<i>Macrozoarces americanus</i>	0.80	0.08	0.00	0.00	0.80	0.08	13.45	1.05	0.06	<0.01
<i>Pollachius virens</i>	14.52	1.32	15.65	1.77	0.02	0.01	0.04	0.03	<0.01	<0.01
<i>Cottidae</i>	0.72	0.15	0.00	0.00	0.72	0.15	6.30	0.75	0.04	<0.01
<i>Hemitripterus americanus</i>	1.36	0.22	0.00	0.00	1.36	0.22	15.27	1.11	0.09	0.02
<i>Stenotomus chrysops</i>	0.00	0.00	0.00	0.00	0.00	0.00	0.00	0.00	0.00	0.00
<i>Centropristis striata</i>	0.02	0.01	0.01	0.01	<0.01	<0.01	0.10	0.10	<0.01	<0.01
<i>Triglidae sp</i>	0.07	0.02	0.00	0.00	0.07	0.02	1.43	0.37	<0.01	<0.01
<i>Mustelus, squalus sp</i>	0.90	0.35	0.00	0.00	0.90	0.35	2.00	0.43	0.08	0.03
<i>Squalus acanthias</i>	19.43	5.08	0.00	0.00	19.43	5.08	40.36	1.52	1.36	0.18
<i>Squaliformes</i>	0.10	0.10	0.00	0.00	0.10	0.10	0.19	0.13	0.02	0.02
<i>Rajidae</i>	278.54	22.96	192.34	17.19	77.76	9.38	41.98	1.40	4.13	0.29
<i>Raja laevis</i>	9.69	1.77	0.00	0.00	9.69	1.77	13.74	1.06	0.54	0.11
<i>Raja eglanteria</i>	0.52	0.48	0.00	0.00	0.52	0.48	0.19	0.13	0.03	0.02
<i>Morone saxatilis</i>	0.00	0.00	0.00	0.00	0.00	0.00	0.00	0.00	0.00	0.00
<i>Tautoga onitis</i>	0.00	0.00	0.00	0.00	0.00	0.00	0.00	0.00	0.00	0.00

<i>Lamna nasus</i>	0.00	0.00	0.00	0.00	0.00	0.00	0.00	0.00	0.00	0.00
<i>Cetorhinus maximus</i>	0.00	0.00	0.00	0.00	0.00	0.00	0.00	0.00	0.00	0.00
<i>Merluccius spp</i>	4.30	1.20	1.43	1.14	2.81	0.16	32.90	1.45	0.18	0.01
<i>Anarhichas lupus</i>	0.60	0.11	0.46	0.10	0.12	0.03	1.83	0.41	<0.01	<0.01
<i>Petromyzontidae</i>	0.00	0.00	0.00	0.00	0.00	0.00	0.00	0.00	0.00	0.00
<i>Torpedo nobiliana</i>	0.22	0.12	0.00	0.00	0.22	0.12	0.38	0.19	0.01	<0.01
<i>Homarus americanus</i>	40.50	1.75	27.39	1.23	13.17	0.79	22.48	0.83	0.95	0.06
<i>Patinopecten, placopecten sp</i>	0.12	0.08	0.10	0.07	0.01	<0.01	0.67	0.25	<0.01	<0.01
<i>Loligo pealei</i>	0.29	0.07	0.02	0.02	0.27	0.06	4.03	0.61	0.02	<0.01
<i>Illex illecebrosus</i>	0.08	0.02	0.00	0.00	0.08	0.02	1.62	0.39	<0.01	<0.01
<i>Squid</i>	0.04	0.01	0.00	0.00	0.04	0.01	0.86	0.29	<0.01	<0.01
<i>Berycidae</i>	<0.01	<0.01	<0.01	<0.01	0.00	0.00	0.00	0.00	0.00	0.00
<i>Gadus morhua (818)</i>										
<i>Lophius americanus</i>	62.24	5.23	61.61	4.77	1.72	0.27	1.32	0.25	0.17	0.02
<i>Pomatomus saltatrix</i>	0.08	0.05	0.00	0.00	0.08	0.05	0.33	0.19	<0.01	<0.01
<i>Peprilus triacanthus</i>	0.02	<0.01	0.00	0.00	0.02	<0.01	0.56	0.25	<0.01	<0.01

<i>Gadus morhua</i>	645.68	48.57	577.02	35.79	42.54	23.41	2.85	0.36	1.09	0.21
<i>Tautoglabrus adspersus</i>	0.18	0.05	0.00	0.00	0.18	0.05	2.78	0.55	0.01	<0.01
<i>Brosme brosme</i>	0.70	0.13	0.52	0.10	0.17	0.08	0.78	0.29	0.02	<0.01
<i>Pleuronectes americanus</i>	51.72	4.77	44.45	3.57	3.00	2.79	0.41	0.17	0.23	0.14
<i>Paralichthys dentatus</i>	0.08	0.04	0.01	<0.01	0.07	0.04	0.78	0.29	<0.01	<0.01
<i>Glyptocephalus cynoglossus</i>	18.93	1.69	18.33	1.51	0.94	0.13	1.46	0.28	0.08	0.01
<i>Pleuronectes ferrugineus</i>	11.11	1.35	9.87	1.21	0.41	0.08	0.77	0.18	0.05	<0.01
<i>Hippoglossoides platessoides</i>	9.40	1.41	9.00	1.17	0.54	0.16	0.58	0.16	0.04	0.01
<i>Scophthalmus aquosus</i>	1.64	0.38	0.85	0.27	0.71	0.17	3.51	0.60	0.05	0.01
<i>Paralichthys oblongus</i>	0.14	0.07	0.00	0.00	0.14	0.07	1.11	0.35	<0.01	<0.01
<i>Trinectes maculatus</i>	0.00	0.00	0.00	0.00	0.00	0.00	0.00	0.00	0.00	0.00
<i>Macrouridae</i>	0.00	0.00	0.00	0.00	0.00	0.00	0.00	0.00	0.00	0.00
<i>Melanogrammus aeglefinus</i>	70.36	13.27	68.99	11.66	3.49	0.72	2.41	0.36	0.15	0.02
<i>Urophycis sp</i>	6.04	0.84	7.70	0.87	0.39	0.13	1.72	0.40	0.05	0.02
<i>Hippoglossus hippoglossus</i>	0.03	0.02	0.00	0.00	0.03	0.02	0.56	0.25	<0.01	<0.01
<i>Clupeidae</i>	0.08	0.03	0.00	0.00	0.08	0.03	1.45	0.40	0.01	<0.01
<i>Clupea harengus</i>	0.04	0.02	0.00	0.00	0.04	0.02	0.67	0.27	<0.01	<0.01

<i>Zenopsis conchifera</i>	0.00	0.00	0.00	0.00	0.00	0.00	0.00	0.00	0.00	0.00
<i>Cyclopterus lumpus</i>	0.16	0.05	0.00	0.00	0.16	0.05	1.56	0.41	0.02	<0.01
<i>Scomber scombrus</i>	1.99	1.35	0.37	0.31	1.59	1.05	0.97	0.32	0.12	0.08
<i>Sebastes sp</i>	2.88	0.80	2.65	0.70	0.35	0.11	1.84	0.41	0.04	0.01
<i>Macrozoarces americanus</i>	6.62	0.55	0.01	0.01	6.61	0.55	28.81	1.51	0.58	0.06
<i>Pollachius virens</i>	36.18	5.39	34.38	4.93	0.06	0.06	0.03	0.03	<0.01	<0.01
<i>Cottidae</i>	8.14	0.82	0.00	0.00	8.14	0.82	30.24	1.53	0.84	0.13
<i>Hemitripterus americanus</i>	19.39	1.50	0.00	0.00	19.39	1.50	41.79	1.64	1.53	0.14
<i>Stenotomus chrysops</i>	0.00	0.00	0.00	0.00	0.00	0.00	0.00	0.00	0.00	0.00
<i>Centropristis striata</i>	<0.01	<0.01	0.00	0.00	<0.01	<0.01	0.33	0.19	<0.01	<0.01
<i>Triglidae sp</i>	0.04	0.03	0.00	0.00	0.04	0.03	0.44	0.22	<0.01	<0.01
<i>Mustelus, squalus sp</i>	10.08	5.57	0.00	0.00	10.08	5.57	3.45	0.61	0.51	0.16
<i>Squalus acanthias</i>	27.67	8.49	0.00	0.00	27.67	8.49	25.19	1.45	1.36	0.21
<i>Squaliformes</i>	1.30	0.85	0.00	0.00	1.30	0.85	0.67	0.27	0.09	0.05
<i>Rajidae</i>	704.84	40.02	145.82	14.57	547.88	33.26	59.10	1.48	23.72	0.91
<i>Raja laevis</i>	52.75	11.09	0.00	0.00	52.75	11.09	8.45	0.93	2.11	0.35
<i>Raja eglanteria</i>	<0.01	<0.01	0.00	0.00	<0.01	<0.01	0.11	0.11	<0.01	<0.01

<i>Morone saxatilis</i>	0.42	0.20	0.00	0.00	0.42	0.20	0.67	0.27	0.03	0.01
<i>Tautoga onitis</i>	0.03	0.02	0.00	0.00	0.03	0.02	0.33	0.19	<0.01	<0.01
<i>Lamna nasus</i>	0.00	0.00	0.00	0.00	0.00	0.00	0.00	0.00	0.00	0.00
<i>Cetorhinus maximus</i>	0.00	0.00	0.00	0.00	0.00	0.00	0.00	0.00	0.00	0.00
<i>Merluccius spp</i>	1.03	0.35	0.57	0.30	0.43	0.08	4.32	0.68	0.03	<0.01
<i>Anarhichas lupus</i>	1.29	0.31	1.15	0.29	0.03	0.02	0.33	0.19	<0.01	<0.01
<i>Petromyzontidae</i>	0.00	0.00	0.00	0.00	0.00	0.00	0.00	0.00	0.00	0.00
<i>Torpedo nobiliana</i>	0.00	0.00	0.00	0.00	0.00	0.00	0.00	0.00	0.00	0.00
<i>Homarus americanus</i>	26.59	2.35	16.80	1.11	10.14	1.85	14.10	0.89	0.87	0.14
<i>Patinopecten, placopecten sp</i>	0.67	0.28	0.41	0.22	0.22	0.13	0.78	0.29	0.02	0.01
<i>Loligo pealei</i>	0.05	0.03	<0.01	<0.01	0.04	0.03	0.56	0.25	<0.01	<0.01
<i>Illex illecebrosus</i>	0.22	0.12	0.00	0.00	0.22	0.12	1.11	0.35	0.02	0.01
<i>Squid</i>	0.07	0.04	0.00	0.00	0.07	0.04	0.56	0.25	<0.01	<0.01
<i>Berycidae</i>	0.00	0.00	0.00	0.00	0.00	0.00	0.00	0.00	0.00	0.00
<i>Pleuronectes americanus (1200)</i>										
<i>Lophius americanus</i>	11.27	2.94	15.34	3.18	0.11	0.07	0.24	0.13	<0.01	<0.01

<i>Pomatomus saltatrix</i>	0.84	0.29	0.34	0.14	0.48	0.24	1.73	0.44	0.03	0.02
<i>Peprilus triacanthus</i>	2.32	1.63	<0.01	<0.01	2.32	1.63	0.92	0.33	0.08	0.06
<i>Gadus morhua</i>	132.70	7.61	128.84	7.07	13.82	3.01	7.16	0.64	0.99	0.19
<i>Tautoglabrus adspersus</i>	0.81	0.11	0.00	0.00	0.81	0.11	11.79	1.10	0.05	<0.01
<i>Brosme brosme</i>	0.01	0.01	0.00	0.00	0.01	0.01	0.12	0.12	<0.01	<0.01
<i>Pleuronectes americanus</i>	467.99	15.74	447.99	15.12	1.69	0.31	0.36	0.07	0.11	0.02
<i>Paralichthys dentatus</i>	1.93	0.36	0.87	0.22	1.01	0.21	4.48	0.70	0.08	0.02
<i>Glyptocephalus cynoglossus</i>	0.73	0.31	1.70	0.47	0.01	0.01	0.12	0.12	<0.01	<0.01
<i>Pleuronectes ferrugineus</i>	23.46	2.65	22.83	2.55	0.42	0.09	1.13	0.23	0.04	<0.01
<i>Hippoglossoides platessoides</i>	0.96	0.40	2.39	0.65	0.03	0.02	0.09	0.06	<0.01	<0.01
<i>Scophthalmus aquosus</i>	2.49	0.28	0.13	0.05	2.35	0.26	18.76	1.32	0.17	0.02
<i>Paralichthys oblongus</i>	0.19	0.03	0.00	0.00	0.19	0.03	4.39	0.70	0.01	<0.01
<i>Trinectes maculatus</i>	0.00	0.00	0.00	0.00	0.00	0.00	0.00	0.00	0.00	0.00
<i>Macrouridae</i>	0.00	0.00	0.00	0.00	0.00	0.00	0.00	0.00	0.00	0.00
<i>Melanogrammus aeglefinus</i>	18.36	3.53	12.65	2.37	6.46	2.57	4.84	0.64	0.33	0.09
<i>Urophycis sp</i>	0.36	0.09	0.26	0.07	0.09	0.04	1.42	0.39	0.01	<0.01
<i>Hippoglossus hippoglossus</i>	0.06	0.03	0.00	0.00	0.06	0.03	0.69	0.28	<0.01	<0.01

<i>Clupeidae</i>	0.02	0.01	0.00	0.00	0.02	0.01	0.23	0.16	<0.01	<0.01
<i>Clupea harengus</i>	0.03	0.02	0.00	0.00	0.03	0.02	0.46	0.23	<0.01	<0.01
<i>Zenopsis conchifera</i>	0.00	0.00	0.00	0.00	0.00	0.00	0.00	0.00	0.00	0.00
<i>Cyclopterus lumpus</i>	<0.01	<0.01	0.00	0.00	<0.01	<0.01	0.12	0.12	<0.01	<0.01
<i>Scomber scombrus</i>	0.19	0.08	0.00	0.00	0.19	0.08	1.85	0.46	0.03	0.01
<i>Sebastes sp</i>	0.00	0.00	0.04	0.04	0.00	0.00	0.00	0.00	0.00	0.00
<i>Macrozoarces americanus</i>	5.57	0.57	0.27	0.27	5.28	0.50	23.93	1.45	0.39	0.04
<i>Pollachius virens</i>	1.70	0.73	1.60	0.69	<0.01	<0.01	0.06	0.06	<0.01	<0.01
<i>Cottidae</i>	20.40	2.71	0.00	0.00	20.40	2.71	42.43	1.68	1.47	0.15
<i>Hemitripterus americanus</i>	41.78	3.71	0.00	0.00	41.78	3.71	60.92	1.66	2.95	0.22
<i>Stenotomus chrysops</i>	<0.01	<0.01	0.00	0.00	<0.01	<0.01	0.12	0.12	<0.01	<0.01
<i>Centropristis striata</i>	<0.01	<0.01	0.00	0.00	<0.01	<0.01	0.12	0.12	<0.01	<0.01
<i>Triglidae sp</i>	0.41	0.16	0.00	0.00	0.41	0.16	2.77	0.56	0.04	0.02
<i>Mustelus, squalus sp</i>	0.69	0.26	0.00	0.00	0.69	0.26	1.97	0.47	0.04	0.02
<i>Squalus acanthias</i>	29.17	18.13	0.00	0.00	29.17	18.13	15.61	1.23	0.47	0.13
<i>Squaliformes</i>	0.02	0.01	0.00	0.00	0.02	0.01	0.35	0.20	<0.01	<0.01
<i>Rajidae</i>	958.10	44.02	158.88	14.31	794.64	39.39	73.99	1.19	37.60	0.88

<i>Raja laevis</i>	2.60	0.47	0.00	0.00	2.60	0.47	6.36	0.83	0.19	0.04
<i>Raja eglantera</i>	0.00	0.00	0.00	0.00	0.00	0.00	0.00	0.00	0.00	0.00
<i>Morone saxatilis</i>	0.04	0.03	0.00	0.00	0.04	0.03	0.23	0.16	<0.01	<0.01
<i>Tautoga onitis</i>	0.04	0.01	0.00	0.00	0.04	0.01	0.81	0.30	<0.01	<0.01
<i>Lamna nasus</i>	0.00	0.00	0.00	0.00	0.00	0.00	0.00	0.00	0.00	0.00
<i>Cetorhinus maximus</i>	0.00	0.00	0.00	0.00	0.00	0.00	0.00	0.00	0.00	0.00
<i>Merluccius spp</i>	0.20	0.05	<0.01	<0.01	0.19	0.05	4.05	0.67	0.02	<0.01
<i>Anarhichas lupus</i>	0.15	0.08	0.14	0.08	0.00	0.00	0.00	0.00	0.00	0.00
<i>Petromyzontidae</i>	0.00	0.00	0.00	0.00	0.00	0.00	0.00	0.00	0.00	0.00
<i>Torpedo nobiliana</i>	0.06	0.06	0.00	0.00	0.06	0.06	0.12	0.12	0.01	0.01
<i>Homarus americanus</i>	23.36	1.62	15.06	0.93	8.05	0.78	17.99	0.87	0.76	0.08
<i>Patinopecten, placopecten sp</i>	1.81	0.80	0.32	0.10	1.47	0.80	2.54	0.54	0.13	0.07
<i>Loligo pealei</i>	0.47	0.09	0.05	0.03	0.42	0.08	5.55	0.78	0.03	<0.01
<i>Illex illecebrosus</i>	0.75	0.21	0.00	0.00	0.75	0.21	3.93	0.66	0.05	0.01
<i>Squid</i>	1.04	0.15	0.00	0.00	1.04	0.15	9.02	0.97	0.07	0.01
<i>Berycidae</i>	0.00	0.00	0.00	0.00	0.00	0.00	0.00	0.00	0.00	0.00

<i>Glyptocephalus cynoglossus</i> (1220)										
<i>Lophius americanus</i>	148.79	14.77	132.75	13.62	16.04	3.42	8.59	1.28	1.91	0.33
<i>Pomatomus saltatrix</i>	0.00	0.00	0.00	0.00	0.00	0.00	0.00	0.00	0.00	0.00
<i>Peprilus triacanthus</i>	0.00	0.00	0.00	0.00	0.00	0.00	0.00	0.00	0.00	0.00
<i>Gadus morhua</i>	103.49	17.75	94.83	16.27	8.66	5.70	3.23	1.25	0.79	0.41
<i>Tautoglabrus adspersus</i>	0.00	0.00	0.00	0.00	0.00	0.00	0.00	0.00	0.00	0.00
<i>Brosme brosme</i>	2.10	0.90	0.00	0.00	2.10	0.90	8.45	3.32	0.17	0.08
<i>Pleuronectes americanus</i>	1.08	0.92	0.73	0.57	0.35	0.35	0.54	0.54	0.04	0.04
<i>Paralichthys dentatus</i>	0.20	0.10	0.00	0.00	0.20	0.10	5.63	2.76	0.02	<0.01
<i>Glyptocephalus cynoglossus</i>	255.82	31.10	243.06	29.39	12.76	2.83	3.47	0.60	1.34	0.24
<i>Pleuronectes ferrugineus</i>	7.65	6.23	5.32	4.00	2.32	2.25	2.62	1.64	0.29	0.28
<i>Hippoglossoides platessoides</i>	27.48	4.23	25.73	4.07	1.75	0.45	5.72	1.69	0.21	0.05
<i>Scophthalmus aquosus</i>	0.30	0.16	0.13	0.08	0.17	0.10	2.87	1.79	0.01	<0.01
<i>Paralichthys oblongus</i>	1.23	0.75	0.00	0.00	1.23	0.75	7.04	3.06	0.11	0.06
<i>Trinectes maculatus</i>	0.00	0.00	0.00	0.00	0.00	0.00	0.00	0.00	0.00	0.00
<i>Macrouridae</i>	0.00	0.00	0.00	0.00	0.00	0.00	0.00	0.00	0.00	0.00
<i>Melanogrammus aeglefinus</i>	11.21	3.59	10.40	3.49	0.82	0.58	2.42	1.19	0.10	0.06

<i>Urophycis sp</i>	7.05	1.71	5.43	1.57	1.62	0.84	10.59	3.61	0.13	0.06
<i>Hippoglossus hippoglossus</i>	0.82	0.58	0.56	0.56	0.25	0.16	4.23	2.40	0.04	0.02
<i>Clupeidae</i>	0.01	0.01	0.00	0.00	0.01	0.01	1.41	1.41	<0.01	<0.01
<i>Clupea harengus</i>	0.00	0.00	0.00	0.00	0.00	0.00	0.00	0.00	0.00	0.00
<i>Zenopsis conchifera</i>	0.00	0.00	0.00	0.00	0.00	0.00	0.00	0.00	0.00	0.00
<i>Cyclopterus lumpus</i>	0.00	0.00	0.00	0.00	0.00	0.00	0.00	0.00	0.00	0.00
<i>Scomber scombrus</i>	0.08	0.07	0.00	0.00	0.08	0.07	2.82	1.98	<0.01	<0.01
<i>Sebastes sp</i>	0.46	0.42	0.14	0.14	0.32	0.28	3.76	2.17	0.02	0.02
<i>Macrozoarces americanus</i>	5.35	1.04	0.07	0.07	5.28	1.04	32.39	5.59	0.78	0.17
<i>Pollachius virens</i>	4.45	1.28	4.45	1.28	0.00	0.00	0.00	0.00	0.00	0.00
<i>Cottidae</i>	3.87	1.02	0.00	0.00	3.87	1.02	23.94	5.10	0.56	0.19
<i>Hemitripterus americanus</i>	35.28	14.74	0.00	0.00	35.28	14.74	47.89	5.97	3.97	1.38
<i>Stenotomus chrysops</i>	0.00	0.00	0.00	0.00	0.00	0.00	0.00	0.00	0.00	0.00
<i>Centropristis striata</i>	0.03	0.03	0.00	0.00	0.03	0.03	1.41	1.41	<0.01	<0.01
<i>Triglidae sp</i>	0.00	0.00	0.00	0.00	0.00	0.00	0.00	0.00	0.00	0.00
<i>Mustelus, squalus sp</i>	16.90	14.32	0.00	0.00	16.90	14.32	2.82	1.98	1.79	1.32
<i>Squalus acanthias</i>	14.37	6.19	0.00	0.00	14.37	6.19	25.35	5.20	1.23	0.44

<i>Squaliformes</i>	0.00	0.00	0.00	0.00	0.00	0.00	0.00	0.00	0.00	0.00
<i>Rajidae</i>	154.59	35.48	77.40	31.33	77.18	12.00	61.50	5.59	10.93	1.59
<i>Raja laevis</i>	5.17	4.25	0.00	0.00	5.17	4.25	7.04	3.06	0.42	0.30
<i>Raja eglanteria</i>	0.00	0.00	0.00	0.00	0.00	0.00	0.00	0.00	0.00	0.00
<i>Morone saxatilis</i>	0.00	0.00	0.00	0.00	0.00	0.00	0.00	0.00	0.00	0.00
<i>Tautoga onitis</i>	0.00	0.00	0.00	0.00	0.00	0.00	0.00	0.00	0.00	0.00
<i>Lamna nasus</i>	0.00	0.00	0.00	0.00	0.00	0.00	0.00	0.00	0.00	0.00
<i>Cetorhinus maximus</i>	0.00	0.00	0.00	0.00	0.00	0.00	0.00	0.00	0.00	0.00
<i>Merluccius spp</i>	2.24	1.03	0.07	0.07	2.17	1.01	16.67	4.42	0.21	0.10
<i>Anarhichas lupus</i>	0.56	0.28	0.56	0.28	0.00	0.00	0.00	0.00	0.00	0.00
<i>Petromyzontidae</i>	0.00	0.00	0.00	0.00	0.00	0.00	0.00	0.00	0.00	0.00
<i>Torpedo nobiliana</i>	0.00	0.00	0.00	0.00	0.00	0.00	0.00	0.00	0.00	0.00
<i>Homarus americanus</i>	8.68	1.67	6.48	1.22	2.20	0.65	14.08	3.45	0.22	0.06
<i>Patinopecten, placopecten sp</i>	2.28	0.68	2.28	0.68	0.00	0.00	0.00	0.00	0.00	0.00
<i>Loligo pealei</i>	0.00	0.00	0.00	0.00	0.00	0.00	0.00	0.00	0.00	0.00
<i>Illex illecebrosus</i>	1.13	0.71	0.00	0.00	1.13	0.71	4.23	2.40	0.34	0.26
<i>Squid</i>	0.07	0.07	0.00	0.00	0.07	0.07	1.41	1.41	<0.01	<0.01

<i>Berycidae</i>	0.00	0.00	0.00	0.00	0.00	0.00	0.00	0.00	0.00	0.00
<i>Pleuronectes ferrugineus</i> (1230)										
<i>Lophius americanus</i>	27.93	1.76	23.14	1.61	4.40	0.75	9.82	1.02	0.31	0.06
<i>Pomatomus saltatrix</i>	0.00	0.00	0.00	0.00	0.00	0.00	0.00	0.00	0.00	0.00
<i>Peprilus triacanthus</i>	0.01	<0.01	0.00	0.00	0.01	<0.01	0.57	0.29	<0.01	<0.01
<i>Gadus morhua</i>	51.42	4.59	50.40	4.47	1.56	0.28	2.96	0.53	0.22	0.07
<i>Tautogolabrus adspersus</i>	0.00	0.00	0.00	0.00	0.00	0.00	0.00	0.00	0.00	0.00
<i>Brosme brosme</i>	<0.01	<0.01	0.00	0.00	<0.01	<0.01	0.14	0.14	<0.01	<0.01
<i>Pleuronectes americanus</i>	50.30	3.24	52.88	3.32	0.17	0.05	0.12	0.04	0.02	<0.01
<i>Paralichthys dentatus</i>	5.04	0.67	3.24	0.50	1.74	0.44	8.19	1.03	0.10	0.02
<i>Glyptocephalus cynoglossus</i>	8.77	0.76	8.44	0.73	0.18	0.05	0.68	0.22	<0.01	<0.01
<i>Pleuronectes ferrugineus</i>	564.25	20.71	541.02	19.83	15.52	1.62	2.34	0.15	1.02	0.08
<i>Hippoglossoides platessoides</i>	14.91	1.76	9.33	0.90	5.47	1.35	3.93	0.66	0.38	0.10
<i>Scophthalmus aquosus</i>	20.18	2.45	3.01	0.57	17.12	2.20	27.42	1.63	1.13	0.13
<i>Paralichthys oblongus</i>	0.53	0.10	0.00	0.00	0.53	0.10	6.72	0.95	0.03	<0.01
<i>Trinectes maculatus</i>	0.00	0.00	0.00	0.00	0.00	0.00	0.00	0.00	0.00	0.00

<i>Macrouridae</i>	0.00	0.00	0.00	0.00	0.00	0.00	0.00	0.00	0.00	0.00
<i>Melanogrammus aeglefinus</i>	21.75	3.10	24.14	3.57	1.14	0.36	2.84	0.55	0.07	0.02
<i>Urophycis sp</i>	1.14	0.15	0.12	0.05	1.02	0.14	9.16	1.09	0.06	<0.01
<i>Hippoglossus hippoglossus</i>	0.05	0.02	0.00	0.00	0.05	0.02	1.00	0.38	<0.01	<0.01
<i>Clupeidae</i>	0.01	<0.01	0.00	0.00	0.01	<0.01	0.43	0.25	<0.01	<0.01
<i>Clupea harengus</i>	<0.01	<0.01	0.00	0.00	<0.01	<0.01	0.29	0.20	<0.01	<0.01
<i>Zenopsis conchifera</i>	<0.01	<0.01	0.00	0.00	<0.01	<0.01	0.14	0.14	<0.01	<0.01
<i>Cyclopterus lumpus</i>	0.05	0.03	0.00	0.00	0.05	0.03	0.43	0.25	<0.01	<0.01
<i>Scomber scombrus</i>	0.05	0.02	0.00	0.00	0.05	0.02	0.86	0.35	<0.01	<0.01
<i>Sebastes sp</i>	0.00	0.00	0.00	0.00	0.00	0.00	0.00	0.00	0.00	0.00
<i>Macrozoarces americanus</i>	6.81	0.47	0.03	0.03	6.78	0.47	39.48	1.85	0.60	0.05
<i>Pollachius virens</i>	0.56	0.13	0.53	0.13	0.02	0.01	0.29	0.20	<0.01	<0.01
<i>Cottidae</i>	10.43	0.80	0.00	0.00	10.43	0.80	44.06	1.88	0.73	0.07
<i>Hemitripterus americanus</i>	7.91	0.48	0.00	0.00	7.91	0.48	46.92	1.89	0.58	0.04
<i>Stenotomus chrysops</i>	0.00	0.00	0.00	0.00	0.00	0.00	0.00	0.00	0.00	0.00
<i>Centropristis striata</i>	0.03	0.03	0.00	0.00	0.03	0.03	0.29	0.20	<0.01	<0.01
<i>Triglidae sp</i>	0.10	0.03	0.00	0.00	0.10	0.03	1.86	0.51	<0.01	<0.01

<i>Mustelus, squalus sp</i>	0.57	0.18	0.00	0.00	0.57	0.18	2.58	0.60	0.09	0.04
<i>Squalus acanthias</i>	2.43	0.32	0.00	0.00	2.43	0.32	13.16	1.28	0.17	0.03
<i>Squaliformes</i>	0.06	0.04	0.00	0.00	0.06	0.04	0.43	0.25	<0.01	<0.01
<i>Rajidae</i>	950.00	48.68	103.62	11.07	844.91	45.61	80.64	1.20	36.93	1.03
<i>Raja laevis</i>	2.31	0.53	0.00	0.00	2.31	0.53	10.44	1.16	0.15	0.03
<i>Raja eglanteria</i>	0.00	0.00	0.00	0.00	0.00	0.00	0.00	0.00	0.00	0.00
<i>Morone saxatilis</i>	0.00	0.00	0.00	0.00	0.00	0.00	0.00	0.00	0.00	0.00
<i>Tautoga onitis</i>	<0.01	<0.01	0.00	0.00	<0.01	<0.01	0.14	0.14	<0.01	<0.01
<i>Lamna nasus</i>	0.00	0.00	0.00	0.00	0.00	0.00	0.00	0.00	0.00	0.00
<i>Cetorhinus maximus</i>	0.00	0.00	0.00	0.00	0.00	0.00	0.00	0.00	0.00	0.00
<i>Merluccius spp</i>	0.90	0.22	0.10	0.05	0.79	0.22	9.02	1.08	0.05	0.02
<i>Anarhichas lupus</i>	0.05	0.04	0.05	0.04	0.00	0.00	0.00	0.00	0.00	0.00
<i>Petromyzontidae</i>	<0.01	<0.01	0.00	0.00	<0.01	<0.01	0.14	0.14	<0.01	<0.01
<i>Torpedo nobiliana</i>	0.00	0.00	0.00	0.00	0.00	0.00	0.00	0.00	0.00	0.00
<i>Homarus americanus</i>	2.52	0.27	1.55	0.20	0.95	0.11	9.65	1.01	0.11	0.03
<i>Patinopecten, placopecten sp</i>	25.28	6.43	23.78	6.10	1.05	0.55	2.63	0.60	0.02	<0.01
<i>Loligo pealei</i>	0.26	0.04	0.03	0.02	0.23	0.04	5.65	0.87	0.01	<0.01

<i>Illex illecebrosus</i>	0.09	0.03	<0.01	<0.01	0.09	0.03	2.29	0.57	<0.01	<0.01
<i>Squid</i>	0.04	0.02	0.00	0.00	0.04	0.02	0.57	0.29	<0.01	<0.01
<i>Berycidae</i>	0.00	0.00	0.00	0.00	0.00	0.00	0.00	0.00	0.00	0.00
<i>Hippoglossoides platessoides (1240)</i>										
<i>Lophius americanus</i>	199.52	24.79	191.99	23.91	7.52	0.99	6.12	1.65	0.73	0.09
<i>Pomatomus saltatrix</i>	0.00	0.00	0.00	0.00	0.00	0.00	0.00	0.00	0.00	0.00
<i>Peprilus triacanthus</i>	0.00	0.00	0.00	0.00	0.00	0.00	0.00	0.00	0.00	0.00
<i>Gadus morhua</i>	57.64	14.90	57.53	14.90	0.11	0.08	0.15	0.11	0.01	0.01
<i>Tautogolabrus adspersus</i>	0.00	0.00	0.00	0.00	0.00	0.00	0.00	0.00	0.00	0.00
<i>Brosme brosme</i>	0.02	0.02	0.02	0.02	0.00	0.00	0.00	0.00	0.00	0.00
<i>Pleuronectes americanus</i>	1.30	0.59	1.30	0.59	0.00	0.00	0.00	0.00	0.00	0.00
<i>Paralichthys dentatus</i>	0.02	0.02	0.00	0.00	0.02	0.02	0.71	0.71	<0.01	<0.01
<i>Glyptocephalus cynoglossus</i>	104.27	8.85	99.52	8.82	4.74	0.68	5.53	0.91	0.50	0.07
<i>Pleuronectes ferrugineus</i>	7.91	2.85	7.52	2.74	0.39	0.18	0.69	0.27	0.03	0.01
<i>Hippoglossoides platessoides</i>	313.00	18.27	299.87	17.57	13.13	1.63	3.97	0.45	1.32	0.15
<i>Scophthalmus aquosus</i>	0.00	0.00	0.00	0.00	0.00	0.00	0.00	0.00	0.00	0.00

<i>Paralichthys oblongus</i>	0.25	0.16	0.00	0.00	0.25	0.16	2.13	1.22	0.03	0.02
<i>Trinectes maculatus</i>	0.00	0.00	0.00	0.00	0.00	0.00	0.00	0.00	0.00	0.00
<i>Macrouridae</i>	0.00	0.00	0.00	0.00	0.00	0.00	0.00	0.00	0.00	0.00
<i>Melanogrammus aeglefinus</i>	25.27	3.30	24.86	3.27	0.42	0.20	1.72	1.01	0.06	0.03
<i>Urophycis sp</i>	62.89	14.76	59.72	14.84	3.18	0.57	21.31	3.44	0.27	0.05
<i>Hippoglossus hippoglossus</i>	0.00	0.00	0.00	0.00	0.00	0.00	0.00	0.00	0.00	0.00
<i>Clupeidae</i>	0.00	0.00	0.00	0.00	0.00	0.00	0.00	0.00	0.00	0.00
<i>Clupea harengus</i>	0.00	0.00	0.00	0.00	0.00	0.00	0.00	0.00	0.00	0.00
<i>Zenopsis conchifera</i>	0.00	0.00	0.00	0.00	0.00	0.00	0.00	0.00	0.00	0.00
<i>Cyclopterus lumpus</i>	0.00	0.00	0.00	0.00	0.00	0.00	0.00	0.00	0.00	0.00
<i>Scomber scombrus</i>	0.01	0.01	0.00	0.00	0.01	0.01	0.71	0.71	<0.01	<0.01
<i>Sebastes sp</i>	0.25	0.23	0.21	0.21	0.04	0.03	0.77	0.71	<0.01	<0.01
<i>Macrozoarces americanus</i>	2.87	0.61	<0.01	<0.01	2.87	0.61	19.10	3.32	0.43	0.10
<i>Pollachius virens</i>	3.36	1.37	3.36	1.37	0.00	0.00	0.00	0.00	0.00	0.00
<i>Cottidae</i>	25.96	9.24	0.00	0.00	25.96	9.24	18.44	3.28	2.13	0.73
<i>Hemitripterus americanus</i>	9.33	4.03	0.00	0.00	9.33	4.03	16.31	3.12	0.96	0.36
<i>Stenotomus chrysops</i>	0.00	0.00	0.00	0.00	0.00	0.00	0.00	0.00	0.00	0.00

<i>Centropristis striata</i>	0.00	0.00	0.00	0.00	0.00	0.00	0.00	0.00	0.00	0.00
<i>Triglidae sp</i>	0.00	0.00	0.00	0.00	0.00	0.00	0.00	0.00	0.00	0.00
<i>Mustelus, squalus sp</i>	5.32	2.23	0.00	0.00	5.32	2.23	7.80	2.27	0.47	0.19
<i>Squalus acanthias</i>	0.52	0.35	0.00	0.00	0.52	0.35	3.55	1.56	0.06	0.04
<i>Squaliformes</i>	0.00	0.00	0.00	0.00	0.00	0.00	0.00	0.00	0.00	0.00
<i>Rajidae</i>	134.42	24.77	13.99	4.77	120.43	23.44	65.89	3.86	11.30	1.23
<i>Raja laevis</i>	1.21	1.07	0.00	0.00	1.21	1.07	3.55	1.56	0.10	0.08
<i>Raja eglanteria</i>	0.00	0.00	0.00	0.00	0.00	0.00	0.00	0.00	0.00	0.00
<i>Morone saxatilis</i>	0.00	0.00	0.00	0.00	0.00	0.00	0.00	0.00	0.00	0.00
<i>Tautoga onitis</i>	0.00	0.00	0.00	0.00	0.00	0.00	0.00	0.00	0.00	0.00
<i>Lamna nasus</i>	0.00	0.00	0.00	0.00	0.00	0.00	0.00	0.00	0.00	0.00
<i>Cetorhinus maximus</i>	0.00	0.00	0.00	0.00	0.00	0.00	0.00	0.00	0.00	0.00
<i>Merluccius spp</i>	1.57	0.28	0.00	0.00	1.57	0.28	20.57	3.42	0.13	0.02
<i>Anarhichas lupus</i>	0.65	0.32	0.54	0.31	0.11	0.08	1.42	1.00	0.02	0.02
<i>Petromyzontidae</i>	0.00	0.00	0.00	0.00	0.00	0.00	0.00	0.00	0.00	0.00
<i>Torpedo nobiliana</i>	0.00	0.00	0.00	0.00	0.00	0.00	0.00	0.00	0.00	0.00
<i>Homarus americanus</i>	9.28	1.37	6.45	1.00	2.83	0.52	16.08	2.50	0.35	0.08

<i>Patinopecten, placopecten sp</i>	0.50	0.38	0.00	0.00	0.50	0.38	1.42	1.00	0.05	0.04
<i>Loligo pealei</i>	0.00	0.00	0.00	0.00	0.00	0.00	0.00	0.00	0.00	0.00
<i>Illex illecebrosus</i>	0.00	0.00	0.00	0.00	0.00	0.00	0.00	0.00	0.00	0.00
<i>Squid</i>	0.00	0.00	0.00	0.00	0.00	0.00	0.00	0.00	0.00	0.00
<i>Berycidae</i>	0.00	0.00	0.00	0.00	0.00	0.00	0.00	0.00	0.00	0.00
<i>Melanogrammus aeglefinus (1477)</i>										
<i>Lophius americanus</i>	90.12	6.24	82.03	5.48	3.53	0.73	2.71	0.38	0.31	0.04
<i>Pomatomus saltatrix</i>	0.00	0.00	0.00	0.00	0.00	0.00	0.00	0.00	0.00	0.00
<i>Peprilus triacanthus</i>	0.02	<0.01	0.00	0.00	0.02	<0.01	0.75	0.31	<0.01	<0.01
<i>Gadus morhua</i>	127.70	11.02	117.36	9.74	5.33	1.16	4.68	0.64	0.46	0.11
<i>Tautogolabrus adspersus</i>	0.00	0.00	0.00	0.00	0.00	0.00	0.00	0.00	0.00	0.00
<i>Brosme brosme</i>	0.35	0.09	0.33	0.08	<0.01	<0.01	0.13	0.13	<0.01	<0.01
<i>Pleuronectes americanus</i>	19.74	2.98	17.42	2.64	<0.01	<0.01	<0.01	<0.01	<0.01	<0.01
<i>Paralichthys dentatus</i>	0.10	0.04	0.06	0.03	0.03	0.02	0.38	0.22	<0.01	<0.01
<i>Glyptocephalus cynoglossus</i>	28.83	2.18	25.78	1.87	1.58	0.18	2.57	0.30	0.17	0.02
<i>Pleuronectes ferrugineus</i>	29.74	3.21	26.12	2.82	0.48	0.08	0.76	0.19	0.03	<0.01

<i>Hippoglossoides platessoides</i>	17.38	1.34	15.37	1.15	0.98	0.13	2.51	0.37	0.13	0.02
<i>Scophthalmus aquosus</i>	1.89	0.83	0.14	0.05	1.73	0.79	2.06	0.50	0.12	0.04
<i>Paralichthys oblongus</i>	0.10	0.03	0.00	0.00	0.10	0.03	2.38	0.54	0.01	<0.01
<i>Trinectes maculatus</i>	0.00	0.00	0.00	0.00	0.00	0.00	0.00	0.00	0.00	0.00
<i>Macrouridae</i>	0.00	0.00	0.00	0.00	0.00	0.00	0.00	0.00	0.00	0.00
<i>Melanogrammus aeglefinus</i>	1075.44	112.79	1006.30	101.74	33.41	3.29	4.25	0.31	1.70	0.15
<i>Urophycis sp</i>	12.26	2.03	11.63	1.90	0.74	0.15	5.13	0.76	0.05	0.01
<i>Hippoglossus hippoglossus</i>	0.35	0.12	0.18	0.10	0.15	0.04	1.62	0.45	0.01	<0.01
<i>Clupeidae</i>	0.09	0.03	0.00	0.00	0.09	0.03	1.50	0.43	0.01	<0.01
<i>Clupea harengus</i>	0.29	0.06	0.00	0.00	0.29	0.06	4.38	0.72	0.04	0.01
<i>Zenopsis conchifera</i>	<0.01	<0.01	0.00	0.00	<0.01	<0.01	0.13	0.13	<0.01	<0.01
<i>Cyclopterus lumpus</i>	0.20	0.07	0.00	0.00	0.20	0.07	1.75	0.46	0.04	0.01
<i>Scomber scombrus</i>	1.93	1.88	0.04	0.03	1.89	1.87	0.88	0.33	0.10	0.10
<i>Sebastes sp</i>	2.73	0.80	2.10	0.68	0.40	0.09	3.41	0.60	0.15	0.13
<i>Macrozoarces americanus</i>	5.62	1.91	0.00	0.00	5.62	1.91	24.50	1.52	0.39	0.06
<i>Pollachius virens</i>	44.25	11.57	38.26	9.77	2.01	1.32	0.40	0.17	0.06	0.03
<i>Cottidae</i>	5.89	0.76	0.00	0.00	5.89	0.76	28.07	1.58	0.67	0.11

<i>Hemitripterus americanus</i>	5.51	0.52	0.00	0.00	5.51	0.52	26.34	1.56	0.50	0.06
<i>Stenotomus chrysops</i>	0.00	0.00	0.00	0.00	0.00	0.00	0.00	0.00	0.00	0.00
<i>Centropristis striata</i>	0.04	0.02	<0.01	<0.01	0.03	0.02	1.13	0.37	<0.01	<0.01
<i>Triglidae sp</i>	0.22	0.10	0.00	0.00	0.22	0.10	1.13	0.37	0.02	0.02
<i>Mustelus, squalus sp</i>	1.36	0.53	<0.01	<0.01	1.35	0.53	3.63	0.66	0.34	0.14
<i>Squalus acanthias</i>	29.52	8.98	0.00	0.00	29.52	8.98	25.28	1.53	1.38	0.23
<i>Squaliformes</i>	0.00	0.00	0.00	0.00	0.00	0.00	0.00	0.00	0.00	0.00
<i>Rajidae</i>	427.17	33.48	76.14	9.89	346.01	29.20	63.03	1.57	18.97	0.84
<i>Raja laevis</i>	21.61	5.06	0.01	0.01	21.60	5.06	9.00	1.01	1.34	0.24
<i>Raja eglanteria</i>	0.16	0.12	0.00	0.00	0.16	0.12	0.25	0.18	0.02	0.02
<i>Morone saxatilis</i>	0.00	0.00	0.00	0.00	0.00	0.00	0.00	0.00	0.00	0.00
<i>Tautoga onitis</i>	0.01	0.01	0.00	0.00	0.01	0.01	0.13	0.13	<0.01	<0.01
<i>Lamna nasus</i>	0.69	0.53	0.00	0.00	0.69	0.53	0.25	0.18	0.04	0.03
<i>Cetorhinus maximus</i>	6.25	6.25	0.00	0.00	6.25	6.25	0.13	0.13	0.13	0.13
<i>Merluccius spp</i>	0.57	0.10	0.06	0.03	0.50	0.10	7.93	0.95	0.05	0.01
<i>Anarhichas lupus</i>	2.85	0.66	2.58	0.58	0.02	0.02	0.25	0.18	<0.01	<0.01
<i>Petromyzontidae</i>	0.00	0.00	0.00	0.00	0.00	0.00	0.00	0.00	0.00	0.00

<i>Torpedo nobiliana</i>	0.03	0.03	0.00	0.00	0.03	0.03	0.13	0.13	<0.01	<0.01
<i>Homarus americanus</i>	10.26	0.95	6.50	0.62	3.78	0.40	12.41	0.99	0.42	0.05
<i>Patinopecten, placopecten sp</i>	4.80	1.74	4.21	1.54	0.02	<0.01	0.75	0.31	<0.01	<0.01
<i>Loligo pealei</i>	0.34	0.11	0.00	0.00	0.34	0.11	3.50	0.65	0.02	<0.01
<i>Illex illecebrosus</i>	0.32	0.07	0.00	0.00	0.32	0.07	4.00	0.69	0.05	0.01
<i>Squid</i>	0.12	0.05	0.00	0.00	0.12	0.05	1.38	0.41	0.02	<0.01
<i>Berycidae</i>	0.00	0.00	0.00	0.00	0.00	0.00	0.00	0.00	0.00	0.00
<i>Urophycis sp (1551)</i>										
<i>Lophius americanus</i>	277.31	100.23	271.38	97.19	5.94	3.33	0.57	0.32	0.35	0.19
<i>Pomatomus saltatrix</i>	0.00	0.00	0.00	0.00	0.00	0.00	0.00	0.00	0.00	0.00
<i>Peprilus triacanthus</i>	0.00	0.00	0.00	0.00	0.00	0.00	0.00	0.00	0.00	0.00
<i>Gadus morhua</i>	14.99	5.60	14.99	5.60	0.00	0.00	0.00	0.00	0.00	0.00
<i>Tautogolabrus adspersus</i>	0.00	0.00	0.00	0.00	0.00	0.00	0.00	0.00	0.00	0.00
<i>Brosme brosme</i>	0.00	0.00	0.00	0.00	0.00	0.00	0.00	0.00	0.00	0.00
<i>Pleuronectes americanus</i>	0.00	0.00	0.00	0.00	0.00	0.00	0.00	0.00	0.00	0.00
<i>Paralichthys dentatus</i>	0.00	0.00	0.00	0.00	0.00	0.00	0.00	0.00	0.00	0.00

<i>Glyptocephalus cynoglossus</i>	29.69	5.96	29.06	5.78	0.63	0.43	1.28	0.95	0.04	0.03
<i>Pleuronectes ferrugineus</i>	0.00	0.00	0.00	0.00	0.00	0.00	0.00	0.00	0.00	0.00
<i>Hippoglossoides platessoides</i>	123.44	29.51	123.44	29.51	0.00	0.00	0.00	0.00	0.00	0.00
<i>Scophthalmus aquosus</i>	0.00	0.00	0.00	0.00	0.00	0.00	0.00	0.00	0.00	0.00
<i>Paralichthys oblongus</i>	0.00	0.00	0.00	0.00	0.00	0.00	0.00	0.00	0.00	0.00
<i>Trinectes maculatus</i>	0.00	0.00	0.00	0.00	0.00	0.00	0.00	0.00	0.00	0.00
<i>Macrouridae</i>	0.00	0.00	0.00	0.00	0.00	0.00	0.00	0.00	0.00	0.00
<i>Melanogrammus aeglefinus</i>	43.32	13.76	41.75	12.65	1.56	1.56	0.80	0.80	0.07	0.07
<i>Urophycis sp</i>	297.94	64.75	297.31	64.50	0.63	0.63	0.09	0.09	0.03	0.03
<i>Hippoglossus hippoglossus</i>	0.00	0.00	0.00	0.00	0.00	0.00	0.00	0.00	0.00	0.00
<i>Clupeidae</i>	0.00	0.00	0.00	0.00	0.00	0.00	0.00	0.00	0.00	0.00
<i>Clupea harengus</i>	0.00	0.00	0.00	0.00	0.00	0.00	0.00	0.00	0.00	0.00
<i>Zenopsis conchifera</i>	0.00	0.00	0.00	0.00	0.00	0.00	0.00	0.00	0.00	0.00
<i>Cyclopterus lumpus</i>	0.00	0.00	0.00	0.00	0.00	0.00	0.00	0.00	0.00	0.00
<i>Scomber scombrus</i>	0.00	0.00	0.00	0.00	0.00	0.00	0.00	0.00	0.00	0.00
<i>Sebastes sp</i>	0.00	0.00	0.00	0.00	0.00	0.00	0.00	0.00	0.00	0.00
<i>Macrozoarces americanus</i>	0.00	0.00	0.00	0.00	0.00	0.00	0.00	0.00	0.00	0.00

<i>Pollachius virens</i>	3.88	1.98	3.88	1.98	0.00	0.00	0.00	0.00	0.00	0.00
<i>Cottidae</i>	0.00	0.00	0.00	0.00	0.00	0.00	0.00	0.00	0.00	0.00
<i>Hemitripterus americanus</i>	0.00	0.00	0.00	0.00	0.00	0.00	0.00	0.00	0.00	0.00
<i>Stenotomus chrysops</i>	0.00	0.00	0.00	0.00	0.00	0.00	0.00	0.00	0.00	0.00
<i>Centropristis striata</i>	0.00	0.00	0.00	0.00	0.00	0.00	0.00	0.00	0.00	0.00
<i>Triglidae sp</i>	0.00	0.00	0.00	0.00	0.00	0.00	0.00	0.00	0.00	0.00
<i>Mustelus, squalus sp</i>	0.00	0.00	0.00	0.00	0.00	0.00	0.00	0.00	0.00	0.00
<i>Squalus acanthias</i>	193.75	187.15	0.00	0.00	193.75	187.15	18.75	10.08	5.75	5.37
<i>Squaliformes</i>	0.00	0.00	0.00	0.00	0.00	0.00	0.00	0.00	0.00	0.00
<i>Rajidae</i>	83.13	24.18	0.00	0.00	83.13	24.18	50.00	12.91	7.22	2.20
<i>Raja laevis</i>	6.25	6.25	0.00	0.00	6.25	6.25	6.25	6.25	0.34	0.34
<i>Raja eglantheria</i>	0.00	0.00	0.00	0.00	0.00	0.00	0.00	0.00	0.00	0.00
<i>Morone saxatilis</i>	0.00	0.00	0.00	0.00	0.00	0.00	0.00	0.00	0.00	0.00
<i>Tautoga onitis</i>	0.00	0.00	0.00	0.00	0.00	0.00	0.00	0.00	0.00	0.00
<i>Lamna nasus</i>	0.00	0.00	0.00	0.00	0.00	0.00	0.00	0.00	0.00	0.00
<i>Cetorhinus maximus</i>	0.00	0.00	0.00	0.00	0.00	0.00	0.00	0.00	0.00	0.00
<i>Merluccius spp</i>	0.00	0.00	0.00	0.00	0.00	0.00	0.00	0.00	0.00	0.00

<i>Anarhichas lupus</i>	0.00	0.00	0.00	0.00	0.00	0.00	0.00	0.00	0.00	0.00
<i>Petromyzontidae</i>	0.00	0.00	0.00	0.00	0.00	0.00	0.00	0.00	0.00	0.00
<i>Torpedo nobiliana</i>	0.00	0.00	0.00	0.00	0.00	0.00	0.00	0.00	0.00	0.00
<i>Homarus americanus</i>	53.13	26.93	50.00	25.41	3.13	1.57	1.64	0.77	0.17	0.08
<i>Patinopecten, placopecten sp</i>	0.00	0.00	0.00	0.00	0.00	0.00	0.00	0.00	0.00	0.00
<i>Loligo pealei</i>	0.00	0.00	0.00	0.00	0.00	0.00	0.00	0.00	0.00	0.00
<i>Illex illecebrosus</i>	0.00	0.00	0.00	0.00	0.00	0.00	0.00	0.00	0.00	0.00
<i>Squid</i>	0.00	0.00	0.00	0.00	0.00	0.00	0.00	0.00	0.00	0.00
<i>Berycidae</i>	0.00	0.00	0.00	0.00	0.00	0.00	0.00	0.00	0.00	0.00
<i>Sebastes sp (2400)</i>										
<i>Lophius americanus</i>	18.63	11.66	12.52	9.16	6.11	3.09	14.98	8.55	1.58	0.95
<i>Pomatomus saltatrix</i>	0.00	0.00	0.00	0.00	0.00	0.00	0.00	0.00	0.00	0.00
<i>Peprilus triacanthus</i>	0.00	0.00	0.00	0.00	0.00	0.00	0.00	0.00	0.00	0.00
<i>Gadus morhua</i>	89.70	32.40	89.70	32.40	0.00	0.00	0.00	0.00	0.00	0.00
<i>Tautoglabrus adspersus</i>	0.00	0.00	0.00	0.00	0.00	0.00	0.00	0.00	0.00	0.00
<i>Brosme brosme</i>	0.00	0.00	0.00	0.00	0.00	0.00	0.00	0.00	0.00	0.00

<i>Pleuronectes americanus</i>	0.00	0.00	0.00	0.00	0.00	0.00	0.00	0.00	0.00	0.00
<i>Paralichthys dentatus</i>	0.00	0.00	0.00	0.00	0.00	0.00	0.00	0.00	0.00	0.00
<i>Glyptocephalus cynoglossus</i>	8.89	5.12	8.89	5.12	0.00	0.00	0.00	0.00	0.00	0.00
<i>Pleuronectes ferrugineus</i>	0.00	0.00	0.00	0.00	0.00	0.00	0.00	0.00	0.00	0.00
<i>Hippoglossoides platessoides</i>	0.56	0.56	0.56	0.56	0.00	0.00	0.00	0.00	0.00	0.00
<i>Scophthalmus aquosus</i>	0.00	0.00	0.00	0.00	0.00	0.00	0.00	0.00	0.00	0.00
<i>Paralichthys oblongus</i>	0.00	0.00	0.00	0.00	0.00	0.00	0.00	0.00	0.00	0.00
<i>Trinectes maculatus</i>	0.00	0.00	0.00	0.00	0.00	0.00	0.00	0.00	0.00	0.00
<i>Macrouridae</i>	0.00	0.00	0.00	0.00	0.00	0.00	0.00	0.00	0.00	0.00
<i>Melanogrammus aeglefinus</i>	8.23	5.63	8.23	5.63	0.00	0.00	0.00	0.00	0.00	0.00
<i>Urophycis sp</i>	7.07	4.75	5.96	3.94	1.11	1.11	3.02	3.02	0.27	0.27
<i>Hippoglossus hippoglossus</i>	0.00	0.00	0.00	0.00	0.00	0.00	0.00	0.00	0.00	0.00
<i>Clupeidae</i>	0.67	0.67	0.00	0.00	0.67	0.67	11.11	11.11	0.05	0.05
<i>Clupea harengus</i>	0.00	0.00	0.00	0.00	0.00	0.00	0.00	0.00	0.00	0.00
<i>Zenopsis conchifera</i>	0.00	0.00	0.00	0.00	0.00	0.00	0.00	0.00	0.00	0.00
<i>Cyclopterus lumpus</i>	0.00	0.00	0.00	0.00	0.00	0.00	0.00	0.00	0.00	0.00
<i>Scomber scombrus</i>	0.00	0.00	0.00	0.00	0.00	0.00	0.00	0.00	0.00	0.00

<i>Sebastes sp</i>	545.56	162.24	510.00	148.53	35.56	17.33	6.12	3.17	3.45	1.48
<i>Macrozoarces americanus</i>	0.00	0.00	0.00	0.00	0.00	0.00	0.00	0.00	0.00	0.00
<i>Pollachius virens</i>	1.26	1.26	1.26	1.26	0.00	0.00	0.00	0.00	0.00	0.00
<i>Cottidae</i>	0.00	0.00	0.00	0.00	0.00	0.00	0.00	0.00	0.00	0.00
<i>Hemitripterus americanus</i>	1.11	1.11	0.00	0.00	1.11	1.11	11.11	11.11	0.27	0.27
<i>Stenotomus chrysops</i>	0.00	0.00	0.00	0.00	0.00	0.00	0.00	0.00	0.00	0.00
<i>Centropristis striata</i>	0.00	0.00	0.00	0.00	0.00	0.00	0.00	0.00	0.00	0.00
<i>Triglidae sp</i>	0.00	0.00	0.00	0.00	0.00	0.00	0.00	0.00	0.00	0.00
<i>Mustelus, squalus sp</i>	0.00	0.00	0.00	0.00	0.00	0.00	0.00	0.00	0.00	0.00
<i>Squalus acanthias</i>	41.11	21.31	0.00	0.00	41.11	21.31	44.44	17.57	4.62	1.87
<i>Squaliformes</i>	0.00	0.00	0.00	0.00	0.00	0.00	0.00	0.00	0.00	0.00
<i>Rajidae</i>	6.11	3.09	0.00	0.00	6.11	3.09	33.33	16.67	1.58	0.95
<i>Raja laevis</i>	0.00	0.00	0.00	0.00	0.00	0.00	0.00	0.00	0.00	0.00
<i>Raja eglanteria</i>	0.00	0.00	0.00	0.00	0.00	0.00	0.00	0.00	0.00	0.00
<i>Morone saxatilis</i>	0.00	0.00	0.00	0.00	0.00	0.00	0.00	0.00	0.00	0.00
<i>Tautoga onitis</i>	0.00	0.00	0.00	0.00	0.00	0.00	0.00	0.00	0.00	0.00
<i>Lamna nasus</i>	0.00	0.00	0.00	0.00	0.00	0.00	0.00	0.00	0.00	0.00

<i>Cetorhinus maximus</i>	0.00	0.00	0.00	0.00	0.00	0.00	0.00	0.00	0.00	0.00
<i>Merluccius spp</i>	0.00	0.00	0.00	0.00	0.00	0.00	0.00	0.00	0.00	0.00
<i>Anarhichas lupus</i>	0.00	0.00	0.00	0.00	0.00	0.00	0.00	0.00	0.00	0.00
<i>Petromyzontidae</i>	0.00	0.00	0.00	0.00	0.00	0.00	0.00	0.00	0.00	0.00
<i>Torpedo nobiliana</i>	0.00	0.00	0.00	0.00	0.00	0.00	0.00	0.00	0.00	0.00
<i>Homarus americanus</i>	1.33	1.11	0.22	0.22	1.11	1.11	11.11	11.11	0.27	0.27
<i>Patinopecten, placopecten sp</i>	0.00	0.00	0.00	0.00	0.00	0.00	0.00	0.00	0.00	0.00
<i>Loligo pealei</i>	0.00	0.00	0.00	0.00	0.00	0.00	0.00	0.00	0.00	0.00
<i>Illex illecebrosus</i>	0.00	0.00	0.00	0.00	0.00	0.00	0.00	0.00	0.00	0.00
<i>Squid</i>	0.00	0.00	0.00	0.00	0.00	0.00	0.00	0.00	0.00	0.00
<i>Berycidae</i>	0.00	0.00	0.00	0.00	0.00	0.00	0.00	0.00	0.00	0.00
<i>Pollachius virens (2695)</i>										
<i>Lophius americanus</i>	49.43	12.47	55.60	9.68	2.28	1.10	5.78	3.84	0.75	0.36
<i>Pomatomus saltatrix</i>	0.00	0.00	0.00	0.00	0.00	0.00	0.00	0.00	0.00	0.00
<i>Peprilus triacanthus</i>	0.00	0.00	0.00	0.00	0.00	0.00	0.00	0.00	0.00	0.00
<i>Gadus morhua</i>	49.26	20.89	75.97	14.91	0.67	0.56	6.06	5.55	0.06	0.04

<i>Tautoglabrus adspersus</i>	0.00	0.00	0.00	0.00	0.00	0.00	0.00	0.00	0.00	0.00
<i>Brosme brosme</i>	0.67	0.46	0.00	0.00	0.67	0.46	11.11	7.62	0.14	0.13
<i>Pleuronectes americanus</i>	0.00	0.00	0.00	0.00	0.00	0.00	0.00	0.00	0.00	0.00
<i>Paralichthys dentatus</i>	0.00	0.00	0.00	0.00	0.00	0.00	0.00	0.00	0.00	0.00
<i>Glyptocephalus cynoglossus</i>	11.89	2.91	13.59	2.32	0.28	0.28	1.85	1.85	0.06	0.06
<i>Pleuronectes ferrugineus</i>	0.00	0.00	0.00	0.00	0.00	0.00	0.00	0.00	0.00	0.00
<i>Hippoglossoides platessoides</i>	7.61	2.61	7.14	1.70	0.00	0.00	0.00	0.00	0.00	0.00
<i>Scophthalmus aquosus</i>	1.39	1.39	0.86	0.86	0.00	0.00	0.00	0.00	0.00	0.00
<i>Paralichthys oblongus</i>	0.00	0.00	0.00	0.00	0.00	0.00	0.00	0.00	0.00	0.00
<i>Trinectes maculatus</i>	0.00	0.00	0.00	0.00	0.00	0.00	0.00	0.00	0.00	0.00
<i>Macrouridae</i>	0.00	0.00	0.00	0.00	0.00	0.00	0.00	0.00	0.00	0.00
<i>Melanogrammus aeglefinus</i>	154.54	57.20	108.23	27.94	34.00	16.60	8.63	3.97	2.73	1.51
<i>Urophycis sp</i>	13.38	5.91	12.14	4.33	0.89	0.62	9.44	6.59	0.27	0.20
<i>Hippoglossus hippoglossus</i>	0.00	0.00	0.00	0.00	0.00	0.00	0.00	0.00	0.00	0.00
<i>Clupeidae</i>	0.00	0.00	0.00	0.00	0.00	0.00	0.00	0.00	0.00	0.00
<i>Clupea harengus</i>	0.00	0.00	0.00	0.00	0.00	0.00	0.00	0.00	0.00	0.00
<i>Zenopsis conchifera</i>	0.00	0.00	0.00	0.00	0.00	0.00	0.00	0.00	0.00	0.00

<i>Cyclopterus lumpus</i>	0.00	0.00	0.00	0.00	0.00	0.00	0.00	0.00	0.00	0.00
<i>Scomber scombrus</i>	0.00	0.00	0.00	0.00	0.00	0.00	0.00	0.00	0.00	0.00
<i>Sebastes sp</i>	26.06	14.46	15.48	9.10	1.11	0.76	6.11	5.55	0.14	0.13
<i>Macrozoarces americanus</i>	0.39	0.24	0.00	0.00	0.39	0.24	16.67	9.04	0.14	0.09
<i>Pollachius virens</i>	1568.45	592.31	1420.96	400.52	33.50	17.79	0.77	0.34	0.72	0.37
<i>Cottidae</i>	0.00	0.00	0.00	0.00	0.00	0.00	0.00	0.00	0.00	0.00
<i>Hemitripterus americanus</i>	0.83	0.47	0.00	0.00	0.83	0.47	16.67	9.04	0.26	0.15
<i>Stenotomus chrysops</i>	0.00	0.00	0.00	0.00	0.00	0.00	0.00	0.00	0.00	0.00
<i>Centropristis striata</i>	0.00	0.00	0.00	0.00	0.00	0.00	0.00	0.00	0.00	0.00
<i>Triglidae sp</i>	0.00	0.00	0.00	0.00	0.00	0.00	0.00	0.00	0.00	0.00
<i>Mustelus, squalus sp</i>	6.00	5.55	0.00	0.00	6.00	5.55	11.11	7.62	3.55	3.41
<i>Squalus acanthias</i>	9.83	4.07	0.00	0.00	9.83	4.07	33.33	11.43	1.96	0.83
<i>Squaliformes</i>	0.00	0.00	0.00	0.00	0.00	0.00	0.00	0.00	0.00	0.00
<i>Rajidae</i>	70.83	55.02	0.00	0.00	70.83	55.02	50.00	12.13	6.55	3.87
<i>Raja laevis</i>	0.00	0.00	0.00	0.00	0.00	0.00	0.00	0.00	0.00	0.00
<i>Raja eglanteria</i>	0.00	0.00	0.00	0.00	0.00	0.00	0.00	0.00	0.00	0.00
<i>Morone saxatilis</i>	0.00	0.00	0.00	0.00	0.00	0.00	0.00	0.00	0.00	0.00

<i>Tautoga onitis</i>	0.00	0.00	0.00	0.00	0.00	0.00	0.00	0.00	0.00	0.00
<i>Lamna nasus</i>	0.00	0.00	0.00	0.00	0.00	0.00	0.00	0.00	0.00	0.00
<i>Cetorhinus maximus</i>	0.00	0.00	0.00	0.00	0.00	0.00	0.00	0.00	0.00	0.00
<i>Merluccius spp</i>	0.00	0.00	0.00	0.00	0.00	0.00	0.00	0.00	0.00	0.00
<i>Anarhichas lupus</i>	1.44	1.14	0.90	0.71	0.00	0.00	0.00	0.00	0.00	0.00
<i>Petromyzontidae</i>	0.00	0.00	0.00	0.00	0.00	0.00	0.00	0.00	0.00	0.00
<i>Torpedo nobiliana</i>	0.00	0.00	0.00	0.00	0.00	0.00	0.00	0.00	0.00	0.00
<i>Homarus americanus</i>	14.94	6.72	8.28	3.55	6.89	4.41	15.28	8.37	0.64	0.38
<i>Patinopecten, placopecten sp</i>	0.00	0.00	0.00	0.00	0.00	0.00	0.00	0.00	0.00	0.00
<i>Loligo pealei</i>	0.00	0.00	0.00	0.00	0.00	0.00	0.00	0.00	0.00	0.00
<i>Illex illecebrosus</i>	0.00	0.00	0.00	0.00	0.00	0.00	0.00	0.00	0.00	0.00
<i>Squid</i>	0.11	0.08	0.00	0.00	0.11	0.08	11.11	7.62	0.02	0.02
<i>Berycidae</i>	0.00	0.00	0.00	0.00	0.00	0.00	0.00	0.00	0.00	0.00
<i>Rajidae (3650)</i>										
<i>Lophius americanus</i>	252.86	102.66	244.30	98.92	8.56	3.91	2.95	0.99	0.20	0.09
<i>Pomatomus saltatrix</i>	0.00	0.00	0.00	0.00	0.00	0.00	0.00	0.00	0.00	0.00

<i>Peprilus triacanthus</i>	0.00	0.00	0.00	0.00	0.00	0.00	0.00	0.00	0.00	0.00
<i>Gadus morhua</i>	177.13	62.34	176.80	62.06	0.33	0.33	0.06	0.06	<0.01	<0.01
<i>Tautogolabrus adspersus</i>	0.00	0.00	0.00	0.00	0.00	0.00	0.00	0.00	0.00	0.00
<i>Brosme brosme</i>	0.00	0.00	0.00	0.00	0.00	0.00	0.00	0.00	0.00	0.00
<i>Pleuronectes americanus</i>	0.00	0.00	0.00	0.00	0.00	0.00	0.00	0.00	0.00	0.00
<i>Paralichthys dentatus</i>	0.00	0.00	0.00	0.00	0.00	0.00	0.00	0.00	0.00	0.00
<i>Glyptocephalus cynoglossus</i>	53.33	22.75	50.56	21.45	2.78	1.32	3.48	1.18	0.07	0.03
<i>Pleuronectes ferrugineus</i>	0.00	0.00	0.00	0.00	0.00	0.00	0.00	0.00	0.00	0.00
<i>Hippoglossoides platessoides</i>	80.11	23.10	76.11	21.85	4.00	1.44	3.79	1.26	0.11	0.04
<i>Scophthalmus aquosus</i>	0.00	0.00	0.00	0.00	0.00	0.00	0.00	0.00	0.00	0.00
<i>Paralichthys oblongus</i>	0.00	0.00	0.00	0.00	0.00	0.00	0.00	0.00	0.00	0.00
<i>Trinectes maculatus</i>	0.00	0.00	0.00	0.00	0.00	0.00	0.00	0.00	0.00	0.00
<i>Macrouridae</i>	0.00	0.00	0.00	0.00	0.00	0.00	0.00	0.00	0.00	0.00
<i>Melanogrammus aeglefinus</i>	21.15	12.05	21.15	12.05	0.00	0.00	0.00	0.00	0.00	0.00
<i>Urophycis sp</i>	5.06	3.66	5.06	3.66	0.00	0.00	0.00	0.00	0.00	0.00
<i>Hippoglossus hippoglossus</i>	0.00	0.00	0.00	0.00	0.00	0.00	0.00	0.00	0.00	0.00
<i>Clupeidae</i>	0.00	0.00	0.00	0.00	0.00	0.00	0.00	0.00	0.00	0.00

<i>Clupea harengus</i>	0.00	0.00	0.00	0.00	0.00	0.00	0.00	0.00	0.00	0.00
<i>Zenopsis conchifera</i>	0.00	0.00	0.00	0.00	0.00	0.00	0.00	0.00	0.00	0.00
<i>Cyclopterus lumpus</i>	0.00	0.00	0.00	0.00	0.00	0.00	0.00	0.00	0.00	0.00
<i>Scomber scombrus</i>	0.00	0.00	0.00	0.00	0.00	0.00	0.00	0.00	0.00	0.00
<i>Sebastes sp</i>	0.00	0.00	0.00	0.00	0.00	0.00	0.00	0.00	0.00	0.00
<i>Macrozoarces americanus</i>	1.67	0.83	0.00	0.00	1.67	0.83	33.33	16.67	0.04	0.02
<i>Pollachius virens</i>	10.04	4.69	10.04	4.69	0.00	0.00	0.00	0.00	0.00	0.00
<i>Cottidae</i>	0.00	0.00	0.00	0.00	0.00	0.00	0.00	0.00	0.00	0.00
<i>Hemitripterus americanus</i>	0.00	0.00	0.00	0.00	0.00	0.00	0.00	0.00	0.00	0.00
<i>Stenotomus chrysops</i>	0.00	0.00	0.00	0.00	0.00	0.00	0.00	0.00	0.00	0.00
<i>Centropristis striata</i>	0.00	0.00	0.00	0.00	0.00	0.00	0.00	0.00	0.00	0.00
<i>Triglidae sp</i>	0.00	0.00	0.00	0.00	0.00	0.00	0.00	0.00	0.00	0.00
<i>Mustelus, squalus sp</i>	0.00	0.00	0.00	0.00	0.00	0.00	0.00	0.00	0.00	0.00
<i>Squalus acanthias</i>	1.67	0.83	0.00	0.00	1.67	0.83	33.33	16.67	0.05	0.03
<i>Squaliformes</i>	0.00	0.00	0.00	0.00	0.00	0.00	0.00	0.00	0.00	0.00
<i>Rajidae</i>	3789.56	604.63	3228.44	580.93	561.11	148.08	16.20	5.31	14.48	5.34
<i>Raja laevis</i>	0.00	0.00	0.00	0.00	0.00	0.00	0.00	0.00	0.00	0.00

<i>Raja eglanteria</i>	0.00	0.00	0.00	0.00	0.00	0.00	0.00	0.00	0.00	0.00
<i>Morone saxatilis</i>	0.00	0.00	0.00	0.00	0.00	0.00	0.00	0.00	0.00	0.00
<i>Tautoga onitis</i>	0.00	0.00	0.00	0.00	0.00	0.00	0.00	0.00	0.00	0.00
<i>Lamna nasus</i>	0.00	0.00	0.00	0.00	0.00	0.00	0.00	0.00	0.00	0.00
<i>Cetorhinus maximus</i>	0.00	0.00	0.00	0.00	0.00	0.00	0.00	0.00	0.00	0.00
<i>Merluccius spp</i>	0.00	0.00	0.00	0.00	0.00	0.00	0.00	0.00	0.00	0.00
<i>Anarhichas lupus</i>	0.00	0.00	0.00	0.00	0.00	0.00	0.00	0.00	0.00	0.00
<i>Petromyzontidae</i>	0.00	0.00	0.00	0.00	0.00	0.00	0.00	0.00	0.00	0.00
<i>Torpedo nobiliana</i>	0.00	0.00	0.00	0.00	0.00	0.00	0.00	0.00	0.00	0.00
<i>Homarus americanus</i>	62.89	18.73	46.00	14.63	16.89	4.22	26.47	4.38	0.41	0.10
<i>Patinopecten, placopecten sp</i>	0.00	0.00	0.00	0.00	0.00	0.00	0.00	0.00	0.00	0.00
<i>Loligo pealei</i>	0.00	0.00	0.00	0.00	0.00	0.00	0.00	0.00	0.00	0.00
<i>Illex illecebrosus</i>	0.00	0.00	0.00	0.00	0.00	0.00	0.00	0.00	0.00	0.00
<i>Squid</i>	0.00	0.00	0.00	0.00	0.00	0.00	0.00	0.00	0.00	0.00
<i>Berycidae</i>	0.00	0.00	0.00	0.00	0.00	0.00	0.00	0.00	0.00	0.00
<i>Homarus americanus (7270)</i>										

<i>Lophius americanus</i>	173.22	15.97	168.35	15.54	3.79	0.62	1.49	0.44	0.28	0.05
<i>Pomatomus saltatrix</i>	0.50	0.20	0.49	0.20	0.00	0.00	0.00	0.00	0.00	0.00
<i>Peprilus triacanthus</i>	0.00	0.00	0.00	0.00	0.00	0.00	0.00	0.00	0.00	0.00
<i>Gadus morhua</i>	63.75	6.78	64.95	6.85	0.34	0.12	0.68	0.41	0.04	0.02
<i>Tautoglabrus adspersus</i>	0.43	0.13	0.00	0.00	0.43	0.13	6.40	1.55	0.02	<0.01
<i>Brosme brosme</i>	0.90	0.29	0.70	0.28	0.20	0.07	3.60	1.18	0.02	<0.01
<i>Pleuronectes americanus</i>	14.12	3.86	13.88	3.83	0.14	0.10	0.90	0.57	<0.01	<0.01
<i>Paralichthys dentatus</i>	12.63	2.32	3.22	1.21	9.38	2.00	15.46	2.28	1.05	0.28
<i>Glyptocephalus cynoglossus</i>	53.06	7.83	49.93	7.40	2.93	0.53	2.55	0.40	0.22	0.04
<i>Pleuronectes ferrugineus</i>	4.34	1.87	4.21	1.81	0.10	0.05	0.21	0.10	<0.01	<0.01
<i>Hippoglossoides platessoides</i>	38.16	5.05	36.12	4.75	1.88	0.32	2.04	0.48	0.18	0.04
<i>Scophthalmus aquosus</i>	1.08	0.32	0.00	0.00	1.08	0.32	11.60	2.03	0.08	0.02
<i>Paralichthys oblongus</i>	0.11	0.04	0.00	0.00	0.11	0.04	3.60	1.18	<0.01	<0.01
<i>Trinectes maculatus</i>	0.00	0.00	0.00	0.00	0.00	0.00	0.00	0.00	0.00	0.00
<i>Macrouridae</i>	0.00	0.00	0.00	0.00	0.00	0.00	0.00	0.00	0.00	0.00
<i>Melanogrammus aeglefinus</i>	22.43	5.13	22.54	5.08	0.23	0.09	0.51	0.25	0.03	0.01
<i>Urophycis sp</i>	50.73	11.07	50.18	10.99	0.14	0.08	1.60	0.80	0.02	<0.01

<i>Hippoglossus hippoglossus</i>	0.46	0.30	0.39	0.30	0.06	0.04	1.20	0.69	<0.01	<0.01
<i>Clupeidae</i>	0.30	0.15	0.00	0.00	0.30	0.15	3.20	1.12	0.03	0.02
<i>Clupea harengus</i>	0.10	0.06	0.00	0.00	0.10	0.06	1.20	0.69	<0.01	<0.01
<i>Zenopsis conchifera</i>	0.00	0.00	0.00	0.00	0.00	0.00	0.00	0.00	0.00	0.00
<i>Cyclopterus lumpus</i>	0.34	0.23	0.00	0.00	0.34	0.23	1.20	0.69	0.03	0.02
<i>Scomber scombrus</i>	0.18	0.16	0.17	0.16	0.02	0.02	0.40	0.40	<0.01	<0.01
<i>Sebastes sp</i>	0.56	0.21	0.41	0.20	0.14	0.05	3.87	1.21	0.01	<0.01
<i>Macrozoarces americanus</i>	1.53	0.44	0.00	0.00	1.53	0.44	16.40	2.35	0.12	0.05
<i>Pollachius virens</i>	5.81	1.44	5.76	1.43	0.00	0.00	0.00	0.00	0.00	0.00
<i>Cottidae</i>	1.05	0.21	0.00	0.00	1.05	0.21	14.00	2.20	0.09	0.02
<i>Hemitripterus americanus</i>	2.47	0.33	0.00	0.00	2.47	0.33	26.80	2.81	0.21	0.04
<i>Stenotomus chrysops</i>	0.00	0.00	0.00	0.00	0.00	0.00	0.00	0.00	0.00	0.00
<i>Centropristis striata</i>	0.06	0.03	0.00	0.00	0.06	0.03	1.20	0.69	<0.01	<0.01
<i>Triglidae sp</i>	0.55	0.14	0.00	0.00	0.55	0.14	6.80	1.60	0.03	0.01
<i>Mustelus, squalus sp</i>	9.06	8.01	0.00	0.00	9.06	8.01	3.60	1.18	0.46	0.32
<i>Squalus acanthias</i>	64.89	25.29	0.00	0.00	64.89	25.29	35.20	3.03	2.20	0.61
<i>Squaliformes</i>	0.00	0.00	0.00	0.00	0.00	0.00	0.00	0.00	0.00	0.00

<i>Rajidae</i>	1070.17	115.13	428.35	61.04	638.39	91.21	56.31	2.73	31.75	2.14
<i>Raja laevis</i>	3.28	1.75	0.00	0.00	3.28	1.75	3.20	1.12	0.20	0.11
<i>Raja eglanteria</i>	0.00	0.00	0.00	0.00	0.00	0.00	0.00	0.00	0.00	0.00
<i>Morone saxatilis</i>	0.00	0.00	0.00	0.00	0.00	0.00	0.00	0.00	0.00	0.00
<i>Tautoga onitis</i>	0.00	0.00	0.00	0.00	0.00	0.00	0.00	0.00	0.00	0.00
<i>Lamna nasus</i>	0.00	0.00	0.00	0.00	0.00	0.00	0.00	0.00	0.00	0.00
<i>Cetorhinus maximus</i>	0.00	0.00	0.00	0.00	0.00	0.00	0.00	0.00	0.00	0.00
<i>Merluccius spp</i>	11.41	7.41	10.42	7.35	0.90	0.18	11.80	2.03	0.08	0.02
<i>Anarhichas lupus</i>	0.58	0.27	0.53	0.26	0.05	0.04	0.80	0.56	<0.01	<0.01
<i>Petromyzontidae</i>	0.00	0.00	0.00	0.00	0.00	0.00	0.00	0.00	0.00	0.00
<i>Torpedo nobiliana</i>	0.00	0.00	0.00	0.00	0.00	0.00	0.00	0.00	0.00	0.00
<i>Homarus americanus</i>	129.21	7.77	90.61	4.50	39.04	4.71	28.28	1.41	3.13	0.25
<i>Patinopecten, placopecten sp</i>	1.61	0.99	1.59	0.98	0.01	0.01	0.40	0.40	<0.01	<0.01
<i>Loligo pealei</i>	0.56	0.24	0.00	0.00	0.56	0.24	3.20	1.12	0.09	0.04
<i>Illex illecebrosus</i>	0.16	0.05	0.00	0.00	0.16	0.05	3.60	1.18	0.03	0.02
<i>Squid</i>	0.18	0.09	0.00	0.00	0.18	0.09	2.40	0.97	0.03	0.01
<i>Berycidae</i>	0.00	0.00	0.00	0.00	0.00	0.00	0.00	0.00	0.00	0.00

<i>Patinopecten, placopecten sp (8009)</i>										
<i>Lophius americanus</i>	22.13	11.07	22.13	11.07	0.00	0.00	0.00	0.00	0.00	0.00
<i>Pomatomus saltatrix</i>	0.00	0.00	0.00	0.00	0.00	0.00	0.00	0.00	0.00	0.00
<i>Peprilus triacanthus</i>	0.00	0.00	0.00	0.00	0.00	0.00	0.00	0.00	0.00	0.00
<i>Gadus morhua</i>	27.30	17.00	27.30	17.00	0.00	0.00	0.00	0.00	0.00	0.00
<i>Tautoglabrus adspersus</i>	0.00	0.00	0.00	0.00	0.00	0.00	0.00	0.00	0.00	0.00
<i>Brosme brosme</i>	0.00	0.00	0.00	0.00	0.00	0.00	0.00	0.00	0.00	0.00
<i>Pleuronectes americanus</i>	26.67	13.33	26.67	13.33	0.00	0.00	0.00	0.00	0.00	0.00
<i>Paralichthys dentatus</i>	0.00	0.00	0.00	0.00	0.00	0.00	0.00	0.00	0.00	0.00
<i>Glyptocephalus cynoglossus</i>	1.33	1.33	1.33	1.33	0.00	0.00	0.00	0.00	0.00	0.00
<i>Pleuronectes ferrugineus</i>	135.00	17.56	133.33	16.67	1.67	1.67	1.08	1.08	0.18	0.18
<i>Hippoglossoides platessoides</i>	3.33	3.33	3.33	3.33	0.00	0.00	0.00	0.00	0.00	0.00
<i>Scophthalmus aquosus</i>	0.00	0.00	0.00	0.00	0.00	0.00	0.00	0.00	0.00	0.00
<i>Paralichthys oblongus</i>	0.00	0.00	0.00	0.00	0.00	0.00	0.00	0.00	0.00	0.00
<i>Trinectes maculatus</i>	0.00	0.00	0.00	0.00	0.00	0.00	0.00	0.00	0.00	0.00
<i>Macrouridae</i>	0.00	0.00	0.00	0.00	0.00	0.00	0.00	0.00	0.00	0.00

<i>Melanogrammus aeglefinus</i>	645.67	155.03	570.67	180.17	75.00	43.30	14.36	7.23	5.41	2.71
<i>Urophycis sp</i>	0.00	0.00	0.00	0.00	0.00	0.00	0.00	0.00	0.00	0.00
<i>Hippoglossus hippoglossus</i>	0.00	0.00	0.00	0.00	0.00	0.00	0.00	0.00	0.00	0.00
<i>Clupeidae</i>	0.00	0.00	0.00	0.00	0.00	0.00	0.00	0.00	0.00	0.00
<i>Clupea harengus</i>	0.00	0.00	0.00	0.00	0.00	0.00	0.00	0.00	0.00	0.00
<i>Zenopsis conchifera</i>	0.00	0.00	0.00	0.00	0.00	0.00	0.00	0.00	0.00	0.00
<i>Cyclopterus lumpus</i>	0.00	0.00	0.00	0.00	0.00	0.00	0.00	0.00	0.00	0.00
<i>Scomber scombrus</i>	0.00	0.00	0.00	0.00	0.00	0.00	0.00	0.00	0.00	0.00
<i>Sebastes sp</i>	0.00	0.00	0.00	0.00	0.00	0.00	0.00	0.00	0.00	0.00
<i>Macrozoarces americanus</i>	1.67	1.67	0.00	0.00	1.67	1.67	33.33	33.33	0.09	0.09
<i>Pollachius virens</i>	1.13	1.13	1.13	1.13	0.00	0.00	0.00	0.00	0.00	0.00
<i>Cottidae</i>	0.00	0.00	0.00	0.00	0.00	0.00	0.00	0.00	0.00	0.00
<i>Hemitripterus americanus</i>	3.33	3.33	0.00	0.00	3.33	3.33	33.33	33.33	0.18	0.18
<i>Stenotomus chrysops</i>	0.00	0.00	0.00	0.00	0.00	0.00	0.00	0.00	0.00	0.00
<i>Centropristis striata</i>	0.00	0.00	0.00	0.00	0.00	0.00	0.00	0.00	0.00	0.00
<i>Triglidae sp</i>	0.00	0.00	0.00	0.00	0.00	0.00	0.00	0.00	0.00	0.00
<i>Mustelus, squalus sp</i>	0.00	0.00	0.00	0.00	0.00	0.00	0.00	0.00	0.00	0.00

<i>Squalus acanthias</i>	0.00	0.00	0.00	0.00	0.00	0.00	0.00	0.00	0.00	0.00
<i>Squaliformes</i>	0.00	0.00	0.00	0.00	0.00	0.00	0.00	0.00	0.00	0.00
<i>Rajidae</i>	800.00	360.56	0.00	0.00	800.00	360.56	100.00	0.00	41.10	8.63
<i>Raja laevis</i>	0.00	0.00	0.00	0.00	0.00	0.00	0.00	0.00	0.00	0.00
<i>Raja eglanteria</i>	0.00	0.00	0.00	0.00	0.00	0.00	0.00	0.00	0.00	0.00
<i>Morone saxatilis</i>	0.00	0.00	0.00	0.00	0.00	0.00	0.00	0.00	0.00	0.00
<i>Tautoga onitis</i>	0.00	0.00	0.00	0.00	0.00	0.00	0.00	0.00	0.00	0.00
<i>Lamna nasus</i>	0.00	0.00	0.00	0.00	0.00	0.00	0.00	0.00	0.00	0.00
<i>Cetorhinus maximus</i>	0.00	0.00	0.00	0.00	0.00	0.00	0.00	0.00	0.00	0.00
<i>Merluccius spp</i>	0.00	0.00	0.00	0.00	0.00	0.00	0.00	0.00	0.00	0.00
<i>Anarhichas lupus</i>	0.00	0.00	0.00	0.00	0.00	0.00	0.00	0.00	0.00	0.00
<i>Petromyzontidae</i>	0.00	0.00	0.00	0.00	0.00	0.00	0.00	0.00	0.00	0.00
<i>Torpedo nobiliana</i>	0.00	0.00	0.00	0.00	0.00	0.00	0.00	0.00	0.00	0.00
<i>Homarus americanus</i>	0.00	0.00	0.00	0.00	0.00	0.00	0.00	0.00	0.00	0.00
<i>Patinopecten, placopecten sp</i>	111.07	111.07	111.07	111.07	0.00	0.00	0.00	0.00	0.00	0.00
<i>Loligo pealei</i>	0.00	0.00	0.00	0.00	0.00	0.00	0.00	0.00	0.00	0.00
<i>Illex illecebrosus</i>	0.00	0.00	0.00	0.00	0.00	0.00	0.00	0.00	0.00	0.00

<i>Squid</i>	0.00	0.00	0.00	0.00	0.00	0.00	0.00	0.00	0.00	0.00
<i>Berycidae</i>	0.00	0.00	0.00	0.00	0.00	0.00	0.00	0.00	0.00	0.00

Table 37. Summary catch per unit effort (CPUE lbs/tow-hour) statistics for all species by target species pooled over all tows where some catch data were reported (N=7,911). Note that samples sizes can be as low as 7,332 tows for total catch/tow and discard/tow (see sampling effort information in Table 22 and 26). (SE=standard error.)

<i>Scientific name</i>	Mean catch CPUE	SE catch CPUE	Mean kept CPUE	SE kept CPUE	Mean discard CPUE	SE discard CPUE
<i>Target species not recorded (-999)</i>						
<i>Lophius americanus</i>	78.06	13.23	57.29	9.84	4.64	1.68
<i>Pomatomus saltatrix</i>	0.00	0.00	0.00	0.00	0.00	0.00
<i>Peprilus triacanthus</i>	0.00	0.00	0.00	0.00	0.00	0.00
<i>Gadus morhua</i>	75.70	17.76	94.72	13.74	2.90	1.95
<i>Tautogolabrus adspersus</i>	0.00	0.00	0.00	0.00	0.00	0.00
<i>Brosme brosme</i>	0.08	0.08	0.25	0.13	0.00	0.00
<i>Pleuronectes americanus</i>	16.93	5.15	12.62	3.88	0.02	0.02
<i>Paralichthys dentatus</i>	0.98	0.94	0.03	0.03	0.94	0.94
<i>Glyptocephalus cynoglossus</i>	16.59	2.02	13.75	1.51	0.78	0.14
<i>Pleuronectes ferrugineus</i>	27.10	9.50	40.56	7.89	2.21	2.02

<i>Hippoglossoides platessoides</i>	12.59	1.85	12.74	1.47	0.63	0.13
<i>Scophthalmus aquosus</i>	1.86	1.30	<0.01	<0.01	1.85	1.30
<i>Paralichthys oblongus</i>	0.06	0.04	0.00	0.00	0.06	0.04
<i>Trinectes maculatus</i>	0.00	0.00	0.00	0.00	0.00	0.00
<i>Macrouridae</i>	0.00	0.00	0.00	0.00	0.00	0.00
<i>Melanogrammus aeglefinus</i>	53.50	21.02	45.63	15.70	1.06	0.54
<i>Urophycis sp</i>	1.22	0.46	1.10	0.36	0.02	0.02
<i>Hippoglossus hippoglossus</i>	0.02	0.02	0.00	0.00	0.02	0.02
<i>Clupeidae</i>	0.00	0.00	0.00	0.00	0.00	0.00
<i>Clupea harengus</i>	0.04	0.02	0.00	0.00	0.04	0.02
<i>Zenopsis conchifera</i>	0.00	0.00	0.00	0.00	0.00	0.00
<i>Cyclopterus lumpus</i>	0.02	0.02	0.00	0.00	0.02	0.02
<i>Scomber scombrus</i>	0.00	0.00	0.00	0.00	0.00	0.00
<i>Sebastes sp</i>	0.07	0.04	0.02	0.02	0.04	0.02
<i>Macrozoarces americanus</i>	0.41	0.19	0.00	0.00	0.41	0.19
<i>Pollachius virens</i>	40.51	38.92	32.61	29.05	0.00	0.00
<i>Cottidae</i>	0.55	0.24	0.00	0.00	0.55	0.24

<i>Hemitripterus americanus</i>	0.73	0.33	0.00	0.00	0.73	0.33
<i>Stenotomus chrysops</i>	0.00	0.00	0.00	0.00	0.00	0.00
<i>Centropristis striata</i>	0.00	0.00	0.00	0.00	0.00	0.00
<i>Triglidae sp</i>	0.04	0.03	0.00	0.00	0.04	0.03
<i>Mustelus, squalus sp</i>	0.00	0.00	0.00	0.00	0.00	0.00
<i>Squalus acanthias</i>	0.93	0.42	0.00	0.00	0.93	0.42
<i>Squaliformes</i>	0.03	0.03	0.00	0.00	0.03	0.03
<i>Rajidae</i>	231.69	43.27	41.92	10.96	175.54	40.43
<i>Raja laevis</i>	22.00	6.72	0.00	0.00	22.00	6.72
<i>Raja eglantheria</i>	0.00	0.00	0.00	0.00	0.00	0.00
<i>Morone saxatilis</i>	0.00	0.00	0.00	0.00	0.00	0.00
<i>Tautoga onitis</i>	0.00	0.00	0.00	0.00	0.00	0.00
<i>Lamna nasus</i>	0.00	0.00	0.00	0.00	0.00	0.00
<i>Cetorhinus maximus</i>	0.00	0.00	0.00	0.00	0.00	0.00
<i>Merluccius spp</i>	0.11	0.08	0.00	0.00	0.11	0.08
<i>Anarhichas lupus</i>	0.05	0.04	0.13	0.07	0.00	0.00
<i>Petromyzontidae</i>	0.00	0.00	0.00	0.00	0.00	0.00

<i>Torpedo nobiliana</i>	0.00	0.00	0.00	0.00	0.00	0.00
<i>Homarus americanus</i>	6.18	1.66	4.65	0.78	2.18	0.98
<i>Patinopecten, placopecten sp</i>	0.03	0.03	0.02	0.02	0.00	0.00
<i>Loligo pealei</i>	0.00	0.00	0.00	0.00	0.00	0.00
<i>Illex illecebrosus</i>	0.00	0.00	0.00	0.00	0.00	0.00
<i>Squid</i>	0.03	0.02	0.00	0.00	0.03	0.02
<i>Berycidae</i>	0.00	0.00	0.00	0.00	0.00	0.00
Multiple groundfish species (1)						
<i>Lophius americanus</i>	96.08	2.53	91.92	2.35	2.91	0.13
<i>Pomatomus saltatrix</i>	0.63	0.55	0.54	0.51	0.04	0.02
<i>Peprilus triacanthus</i>	<0.01	<0.01	0.00	0.00	<0.01	<0.01
<i>Gadus morhua</i>	66.76	4.39	78.60	7.70	1.17	0.18
<i>Tautoglabrus adspersus</i>	0.03	0.01	0.00	0.00	0.03	0.01
<i>Brosme brosme</i>	0.36	0.04	0.37	0.04	<0.01	<0.01
<i>Pleuronectes americanus</i>	29.20	2.06	27.18	1.89	0.12	0.08
<i>Paralichthys dentatus</i>	0.78	0.14	0.30	0.07	0.48	0.11

<i>Glyptocephalus cynoglossus</i>	19.23	0.68	17.85	0.61	1.21	0.05
<i>Pleuronectes ferrugineus</i>	27.38	2.00	25.04	1.79	0.81	0.09
<i>Hippoglossoides platessoides</i>	26.14	0.95	23.10	0.82	2.33	0.27
<i>Scophthalmus aquosus</i>	1.23	0.35	0.16	0.04	1.07	0.31
<i>Paralichthys oblongus</i>	0.06	0.01	0.00	0.00	0.06	0.01
<i>Trinectes maculatus</i>	<0.01	<0.01	<0.01	<0.01	<0.01	<0.01
<i>Macrouridae</i>	0.00	0.00	0.00	0.00	0.00	0.00
<i>Melanogrammus aeglefinus</i>	41.53	2.83	38.43	2.53	2.94	0.37
<i>Urophycis sp</i>	8.06	0.52	8.15	0.50	0.41	0.05
<i>Hippoglossus hippoglossus</i>	0.08	0.02	0.03	0.02	0.04	0.01
<i>Clupeidae</i>	<0.01	<0.01	0.00	0.00	<0.01	<0.01
<i>Clupea harengus</i>	0.05	0.01	0.00	0.00	0.05	0.01
<i>Zenopsis conchifera</i>	<0.01	<0.01	0.00	0.00	<0.01	<0.01
<i>Cyclopterus lumpus</i>	0.02	<0.01	0.00	0.00	0.02	<0.01
<i>Scomber scombrus</i>	0.02	<0.01	0.00	0.00	0.02	<0.01
<i>Sebastes sp</i>	2.38	1.23	3.56	1.33	0.06	0.01
<i>Macrozoarces americanus</i>	0.95	0.11	0.00	0.00	0.95	0.11

<i>Pollachius virens</i>	8.28	1.13	8.97	1.06	0.16	0.07
<i>Cottidae</i>	3.86	0.44	0.00	0.00	3.86	0.44
<i>Hemitripterus americanus</i>	2.54	0.28	0.00	0.00	2.54	0.28
<i>Stenotomus chrysops</i>	0.00	0.00	0.00	0.00	0.00	0.00
<i>Centropristis striata</i>	<0.01	<0.01	0.00	0.00	<0.01	<0.01
<i>Triglidae sp</i>	<0.01	<0.01	0.00	0.00	<0.01	<0.01
<i>Mustelus, squalus sp</i>	1.99	0.42	0.00	0.00	1.99	0.42
<i>Squalus acanthias</i>	5.89	1.68	0.00	0.00	5.89	1.68
<i>Squaliformes</i>	0.05	0.04	0.00	0.00	0.05	0.04
<i>Rajidae</i>	208.60	11.29	43.60	3.22	162.67	10.25
<i>Raja laevis</i>	1.23	0.30	0.00	0.00	1.23	0.30
<i>Raja eglanteria</i>	<0.01	<0.01	0.00	0.00	<0.01	<0.01
<i>Morone saxatilis</i>	0.37	0.27	0.00	0.00	0.37	0.27
<i>Tautoga onitis</i>	0.00	0.00	0.00	0.00	0.00	0.00
<i>Lamna nasus</i>	0.28	0.24	0.00	0.00	0.28	0.24
<i>Cetorhinus maximus</i>	0.00	0.00	0.00	0.00	0.00	0.00
<i>Merluccius spp</i>	0.47	0.05	0.06	0.03	0.41	0.04

<i>Anarhichas lupus</i>	0.67	0.06	0.61	0.06	<0.01	<0.01
<i>Petromyzontidae</i>	0.00	0.00	0.00	0.00	0.00	0.00
<i>Torpedo nobiliana</i>	0.03	0.02	0.00	0.00	0.03	0.02
<i>Homarus americanus</i>	11.73	0.47	7.86	0.31	3.58	0.20
<i>Patinopecten, placopecten sp</i>	1.27	0.46	0.63	0.34	0.59	0.26
<i>Loligo pealei</i>	0.04	0.04	0.00	0.00	0.04	0.04
<i>Illex illecebrosus</i>	0.02	<0.01	0.00	0.00	0.02	<0.01
<i>Squid</i>	0.23	0.08	0.00	0.00	0.23	0.08
<i>Berycidae</i>	0.00	0.00	0.00	0.00	0.00	0.00
<i>Lophius americanus (124)</i>						
<i>Lophius americanus</i>	307.57	7.70	293.09	7.30	10.68	0.58
<i>Pomatomus saltatrix</i>	0.00	0.00	0.00	0.00	0.00	0.00
<i>Peprilus triacanthus</i>	<0.01	<0.01	0.00	0.00	<0.01	<0.01
<i>Gadus morhua</i>	16.82	0.91	17.21	0.88	0.11	0.02
<i>Tautogolabrus adspersus</i>	<0.01	<0.01	0.00	0.00	<0.01	<0.01
<i>Brosme brosme</i>	0.42	0.05	0.38	0.05	0.03	<0.01

<i>Pleuronectes americanus</i>	0.12	0.04	0.12	0.04	<0.01	<0.01
<i>Paralichthys dentatus</i>	<0.01	<0.01	0.00	0.00	<0.01	<0.01
<i>Glyptocephalus cynoglossus</i>	27.94	0.95	26.37	0.88	2.00	0.09
<i>Pleuronectes ferrugineus</i>	0.23	0.06	0.21	0.05	<0.01	<0.01
<i>Hippoglossoides platessoides</i>	21.10	0.83	19.55	0.75	1.57	0.08
<i>Scophthalmus aquosus</i>	0.04	0.04	0.04	0.03	<0.01	<0.01
<i>Paralichthys oblongus</i>	0.08	0.02	0.00	0.00	0.08	0.02
<i>Trinectes maculatus</i>	0.00	0.00	0.00	0.00	0.00	0.00
<i>Macrouridae</i>	<0.01	<0.01	0.00	0.00	<0.01	<0.01
<i>Melanogrammus aeglefinus</i>	8.15	0.72	8.67	0.69	0.15	0.04
<i>Urophycis sp</i>	7.60	0.84	7.18	0.80	0.64	0.15
<i>Hippoglossus hippoglossus</i>	0.02	<0.01	<0.01	<0.01	<0.01	<0.01
<i>Clupeidae</i>	0.06	<0.01	0.00	0.00	0.06	<0.01
<i>Clupea harengus</i>	0.12	0.02	0.00	0.00	0.12	0.02
<i>Zenopsis conchifera</i>	0.00	0.00	0.00	0.00	0.00	0.00
<i>Cyclopterus lumpus</i>	0.02	<0.01	0.00	0.00	0.02	<0.01
<i>Scomber scombrus</i>	<0.01	<0.01	<0.01	<0.01	0.00	0.00

<i>Sebastes sp</i>	0.55	0.14	0.62	0.15	0.08	0.04
<i>Macrozoarces americanus</i>	0.21	0.02	0.00	0.00	0.21	0.02
<i>Pollachius virens</i>	4.51	0.43	4.82	0.53	<0.01	<0.01
<i>Cottidae</i>	0.20	0.04	0.00	0.00	0.20	0.04
<i>Hemitripterus americanus</i>	0.39	0.07	0.00	0.00	0.39	0.07
<i>Stenotomus chrysops</i>	0.00	0.00	0.00	0.00	0.00	0.00
<i>Centropristis striata</i>	<0.01	<0.01	<0.01	<0.01	<0.01	<0.01
<i>Triglidae sp</i>	0.02	<0.01	0.00	0.00	0.02	<0.01
<i>Mustelus, squalus sp</i>	0.21	0.08	0.00	0.00	0.21	0.08
<i>Squalus acanthias</i>	6.03	1.54	0.00	0.00	6.03	1.54
<i>Squaliformes</i>	0.03	0.03	0.00	0.00	0.03	0.03
<i>Rajidae</i>	80.78	8.45	54.71	6.26	23.67	3.52
<i>Raja laevis</i>	2.89	0.55	0.00	0.00	2.89	0.55
<i>Raja eglantera</i>	0.13	0.12	0.00	0.00	0.13	0.12
<i>Morone saxatilis</i>	0.00	0.00	0.00	0.00	0.00	0.00
<i>Tautoga onitis</i>	0.00	0.00	0.00	0.00	0.00	0.00
<i>Lamna nasus</i>	0.00	0.00	0.00	0.00	0.00	0.00

<i>Cetorhinus maximus</i>	0.00	0.00	0.00	0.00	0.00	0.00
<i>Merluccius spp</i>	1.19	0.40	0.45	0.38	0.72	0.04
<i>Anarhichas lupus</i>	0.19	0.04	0.15	0.04	0.03	<0.01
<i>Petromyzontidae</i>	0.00	0.00	0.00	0.00	0.00	0.00
<i>Torpedo nobiliana</i>	0.06	0.04	0.00	0.00	0.06	0.04
<i>Homarus americanus</i>	11.41	0.53	7.74	0.38	3.75	0.25
<i>Patinopecten, placopecten sp</i>	0.04	0.03	0.03	0.03	<0.01	<0.01
<i>Loligo pealei</i>	0.08	0.02	<0.01	<0.01	0.07	0.02
<i>Illex illecebrosus</i>	0.02	<0.01	0.00	0.00	0.02	<0.01
<i>Squid</i>	0.01	<0.01	0.00	0.00	0.01	<0.01
<i>Berycidae</i>	<0.01	<0.01	<0.01	<0.01	0.00	0.00
<i>Gadus morhua (818)</i>						
<i>Lophius americanus</i>	21.76	1.79	21.48	1.63	0.59	0.09
<i>Pomatomus saltatrix</i>	0.10	0.06	0.00	0.00	0.10	0.06
<i>Peprilus triacanthus</i>	<0.01	<0.01	0.00	0.00	<0.01	<0.01
<i>Gadus morhua</i>	352.18	41.02	308.94	34.94	23.72	11.82

<i>Tautogolabrus adspersus</i>	0.09	0.02	0.00	0.00	0.09	0.02
<i>Brosme brosme</i>	0.22	0.04	0.18	0.04	0.04	0.02
<i>Pleuronectes americanus</i>	28.58	2.57	24.88	2.10	1.29	1.17
<i>Paralichthys dentatus</i>	0.07	0.03	<0.01	<0.01	0.06	0.03
<i>Glyptocephalus cynoglossus</i>	6.57	0.59	6.39	0.53	0.29	0.04
<i>Pleuronectes ferrugineus</i>	4.50	0.54	4.02	0.48	0.16	0.03
<i>Hippoglossoides platessoides</i>	3.32	0.43	3.22	0.37	0.14	0.04
<i>Scophthalmus aquosus</i>	0.70	0.17	0.23	0.08	0.45	0.12
<i>Paralichthys oblongus</i>	0.05	0.02	0.00	0.00	0.05	0.02
<i>Trinectes maculatus</i>	0.00	0.00	0.00	0.00	0.00	0.00
<i>Macrouridae</i>	0.00	0.00	0.00	0.00	0.00	0.00
<i>Melanogrammus aeglefinus</i>	31.75	5.10	30.14	4.48	1.74	0.36
<i>Urophycis sp</i>	2.24	0.29	2.66	0.28	0.18	0.08
<i>Hippoglossus hippoglossus</i>	0.01	<0.01	0.00	0.00	0.01	<0.01
<i>Clupeidae</i>	0.03	<0.01	0.00	0.00	0.03	<0.01
<i>Clupea harengus</i>	0.01	<0.01	0.00	0.00	0.01	<0.01
<i>Zenopsis conchifera</i>	0.00	0.00	0.00	0.00	0.00	0.00

<i>Cyclopterus lumpus</i>	0.06	0.02	0.00	0.00	0.06	0.02
<i>Scomber scombrus</i>	1.60	1.27	0.33	0.31	1.24	0.95
<i>Sebastes sp</i>	1.45	0.53	1.32	0.43	0.18	0.09
<i>Macrozoarces americanus</i>	3.57	0.37	<0.01	<0.01	3.57	0.37
<i>Pollachius virens</i>	17.35	3.12	16.43	2.85	0.02	0.02
<i>Cottidae</i>	4.87	0.53	0.00	0.00	4.87	0.53
<i>Hemitripterus americanus</i>	11.15	1.36	0.00	0.00	11.15	1.36
<i>Stenotomus chrysops</i>	0.00	0.00	0.00	0.00	0.00	0.00
<i>Centropristis striata</i>	0.01	0.01	0.00	0.00	0.01	0.01
<i>Triglidae sp</i>	0.03	0.02	0.00	0.00	0.03	0.02
<i>Mustelus, squalus sp</i>	3.78	1.93	0.00	0.00	3.78	1.93
<i>Squalus acanthias</i>	12.25	3.76	0.00	0.00	12.25	3.76
<i>Squaliformes</i>	0.47	0.30	0.00	0.00	0.47	0.30
<i>Rajidae</i>	440.77	43.04	84.40	9.47	349.86	39.05
<i>Raja laevis</i>	28.55	6.38	0.00	0.00	28.55	6.38
<i>Raja eglanteria</i>	<0.01	<0.01	0.00	0.00	<0.01	<0.01
<i>Morone saxatilis</i>	0.30	0.15	0.00	0.00	0.30	0.15

<i>Tautoga onitis</i>	0.01	<0.01	0.00	0.00	0.01	<0.01
<i>Lamna nasus</i>	0.00	0.00	0.00	0.00	0.00	0.00
<i>Cetorhinus maximus</i>	0.00	0.00	0.00	0.00	0.00	0.00
<i>Merluccius spp</i>	0.35	0.11	0.19	0.09	0.16	0.04
<i>Anarhichas lupus</i>	0.58	0.17	0.52	0.16	0.01	<0.01
<i>Petromyzontidae</i>	0.00	0.00	0.00	0.00	0.00	0.00
<i>Torpedo nobiliana</i>	0.00	0.00	0.00	0.00	0.00	0.00
<i>Homarus americanus</i>	11.86	1.55	6.79	0.46	5.05	1.40
<i>Patinopecten, placopecten sp</i>	0.20	0.07	0.12	0.05	0.07	0.04
<i>Loligo pealei</i>	0.02	0.01	<0.01	<0.01	0.02	0.01
<i>Illex illecebrosus</i>	0.11	0.06	0.00	0.00	0.11	0.06
<i>Squid</i>	0.05	0.03	0.00	0.00	0.05	0.03
<i>Berycidae</i>	0.00	0.00	0.00	0.00	0.00	0.00
<i>Pleuronectes americanus (1200)</i>						
<i>Lophius americanus</i>	6.82	2.16	9.40	2.32	0.10	0.08
<i>Pomatomus saltatrix</i>	0.39	0.12	0.18	0.07	0.21	0.09

<i>Peprilus triacanthus</i>	0.71	0.50	<0.01	<0.01	0.71	0.50
<i>Gadus morhua</i>	69.98	4.07	66.55	3.63	8.29	1.95
<i>Tautogolabrus adspersus</i>	0.45	0.05	0.00	0.00	0.45	0.05
<i>Brosme brosme</i>	0.02	0.02	0.00	0.00	0.02	0.02
<i>Pleuronectes americanus</i>	286.17	13.09	273.34	12.52	0.84	0.16
<i>Paralichthys dentatus</i>	1.02	0.17	0.45	0.10	0.54	0.11
<i>Glyptocephalus cynoglossus</i>	0.48	0.30	1.14	0.42	0.02	0.02
<i>Pleuronectes ferrugineus</i>	11.00	1.31	10.70	1.26	0.18	0.04
<i>Hippoglossoides platessoides</i>	0.50	0.22	1.27	0.40	0.02	0.02
<i>Scophthalmus aquosus</i>	2.30	0.30	0.06	0.02	2.24	0.29
<i>Paralichthys oblongus</i>	0.22	0.04	0.00	0.00	0.22	0.04
<i>Trinectes maculatus</i>	0.00	0.00	0.00	0.00	0.00	0.00
<i>Macrouridae</i>	0.00	0.00	0.00	0.00	0.00	0.00
<i>Melanogrammus aeglefinus</i>	16.30	3.97	7.32	1.27	9.38	3.49
<i>Urophycis sp</i>	0.22	0.06	0.17	0.05	0.04	0.02
<i>Hippoglossus hippoglossus</i>	0.02	0.01	0.00	0.00	0.02	0.01
<i>Clupeidae</i>	<0.01	<0.01	0.00	0.00	<0.01	<0.01

<i>Clupea harengus</i>	0.02	0.02	0.00	0.00	0.02	0.02
<i>Zenopsis conchifera</i>	0.00	0.00	0.00	0.00	0.00	0.00
<i>Cyclopterus lumpus</i>	<0.01	<0.01	0.00	0.00	<0.01	<0.01
<i>Scomber scombrus</i>	0.23	0.09	0.00	0.00	0.23	0.09
<i>Sebastes sp</i>	0.00	0.00	0.09	0.09	0.00	0.00
<i>Macrozoarces americanus</i>	2.86	0.32	0.14	0.14	2.71	0.28
<i>Pollachius virens</i>	0.81	0.36	0.76	0.34	<0.01	<0.01
<i>Cottidae</i>	18.32	1.98	0.00	0.00	18.32	1.98
<i>Hemitripterus americanus</i>	21.36	1.62	0.00	0.00	21.36	1.62
<i>Stenotomus chrysops</i>	<0.01	<0.01	0.00	0.00	<0.01	<0.01
<i>Centropristis striata</i>	<0.01	<0.01	0.00	0.00	<0.01	<0.01
<i>Triglidae sp</i>	0.20	0.07	0.00	0.00	0.20	0.07
<i>Mustelus, squalus sp</i>	0.31	0.12	0.00	0.00	0.31	0.12
<i>Squalus acanthias</i>	13.86	7.01	0.00	0.00	13.86	7.01
<i>Squaliformes</i>	0.01	<0.01	0.00	0.00	0.01	<0.01
<i>Rajidae</i>	602.27	33.65	88.48	12.03	510.92	30.81
<i>Raja laevis</i>	2.94	0.61	0.00	0.00	2.94	0.61

<i>Raja eglanteria</i>	0.00	0.00	0.00	0.00	0.00	0.00
<i>Morone saxatilis</i>	0.02	0.02	0.00	0.00	0.02	0.02
<i>Tautoga onitis</i>	0.02	<0.01	0.00	0.00	0.02	<0.01
<i>Lamna nasus</i>	0.00	0.00	0.00	0.00	0.00	0.00
<i>Cetorhinus maximus</i>	0.00	0.00	0.00	0.00	0.00	0.00
<i>Merluccius spp</i>	0.11	0.03	<0.01	<0.01	0.11	0.03
<i>Anarhichas lupus</i>	0.06	0.03	0.05	0.03	0.00	0.00
<i>Petromyzontidae</i>	0.00	0.00	0.00	0.00	0.00	0.00
<i>Torpedo nobiliana</i>	0.04	0.04	0.00	0.00	0.04	0.04
<i>Homarus americanus</i>	12.74	0.80	8.20	0.49	4.43	0.37
<i>Patinopecten, placopecten sp</i>	0.63	0.25	0.16	0.05	0.46	0.24
<i>Loligo pealei</i>	0.30	0.08	0.02	0.01	0.28	0.07
<i>Illex illecebrosus</i>	0.45	0.13	0.00	0.00	0.45	0.13
<i>Squid</i>	1.21	0.20	0.00	0.00	1.21	0.20
<i>Berycidae</i>	0.00	0.00	0.00	0.00	0.00	0.00
<i>Glyptocephalus cynoglossus (1220)</i>						

<i>Lophius americanus</i>	44.98	4.91	40.13	4.54	4.85	1.15
<i>Pomatomus saltatrix</i>	0.00	0.00	0.00	0.00	0.00	0.00
<i>Peprilus triacanthus</i>	0.00	0.00	0.00	0.00	0.00	0.00
<i>Gadus morhua</i>	32.49	6.24	29.36	5.60	3.13	2.34
<i>Tautoglabrus adspersus</i>	0.00	0.00	0.00	0.00	0.00	0.00
<i>Brosme brosme</i>	0.57	0.25	0.00	0.00	0.57	0.25
<i>Pleuronectes americanus</i>	0.25	0.20	0.17	0.13	0.08	0.08
<i>Paralichthys dentatus</i>	0.05	0.03	0.00	0.00	0.05	0.03
<i>Glyptocephalus cynoglossus</i>	75.35	9.53	71.72	9.04	3.64	0.77
<i>Pleuronectes ferrugineus</i>	1.81	1.39	1.29	0.90	0.52	0.50
<i>Hippoglossoides platessoides</i>	7.72	1.16	7.28	1.12	0.43	0.11
<i>Scophthalmus aquosus</i>	0.07	0.04	0.03	0.02	0.04	0.03
<i>Paralichthys oblongus</i>	0.33	0.20	0.00	0.00	0.33	0.20
<i>Trinectes maculatus</i>	0.00	0.00	0.00	0.00	0.00	0.00
<i>Macrouridae</i>	0.00	0.00	0.00	0.00	0.00	0.00
<i>Melanogrammus aeglefinus</i>	3.22	0.90	3.03	0.88	0.20	0.13
<i>Urophycis sp</i>	2.42	0.62	1.99	0.61	0.43	0.20

<i>Hippoglossus hippoglossus</i>	0.31	0.20	0.19	0.19	0.12	0.07
<i>Clupeidae</i>	<0.01	<0.01	0.00	0.00	<0.01	<0.01
<i>Clupea harengus</i>	0.00	0.00	0.00	0.00	0.00	0.00
<i>Zenopsis conchifera</i>	0.00	0.00	0.00	0.00	0.00	0.00
<i>Cyclopterus lumpus</i>	0.00	0.00	0.00	0.00	0.00	0.00
<i>Scomber scombrus</i>	0.02	0.02	0.00	0.00	0.02	0.02
<i>Sebastes sp</i>	0.11	0.10	0.03	0.03	0.08	0.07
<i>Macrozoarces americanus</i>	1.54	0.32	0.02	0.02	1.52	0.32
<i>Pollachius virens</i>	1.28	0.36	1.28	0.36	0.00	0.00
<i>Cottidae</i>	1.04	0.25	0.00	0.00	1.04	0.25
<i>Hemitripterus americanus</i>	9.93	3.87	0.00	0.00	9.93	3.87
<i>Stenotomus chrysops</i>	0.00	0.00	0.00	0.00	0.00	0.00
<i>Centropristis striata</i>	<0.01	<0.01	0.00	0.00	<0.01	<0.01
<i>Triglidae sp</i>	0.00	0.00	0.00	0.00	0.00	0.00
<i>Mustelus, squalus sp</i>	5.27	4.72	0.00	0.00	5.27	4.72
<i>Squalus acanthias</i>	3.91	1.59	0.00	0.00	3.91	1.59
<i>Squaliformes</i>	0.00	0.00	0.00	0.00	0.00	0.00

<i>Rajidae</i>	45.55	10.05	20.50	8.13	25.05	4.41
<i>Raja laevis</i>	1.99	1.75	0.00	0.00	1.99	1.75
<i>Raja eglanteria</i>	0.00	0.00	0.00	0.00	0.00	0.00
<i>Morone saxatilis</i>	0.00	0.00	0.00	0.00	0.00	0.00
<i>Tautoga onitis</i>	0.00	0.00	0.00	0.00	0.00	0.00
<i>Lamna nasus</i>	0.00	0.00	0.00	0.00	0.00	0.00
<i>Cetorhinus maximus</i>	0.00	0.00	0.00	0.00	0.00	0.00
<i>Merluccius spp</i>	0.67	0.31	0.02	0.02	0.65	0.30
<i>Anarhichas lupus</i>	0.17	0.09	0.17	0.09	0.00	0.00
<i>Petromyzontidae</i>	0.00	0.00	0.00	0.00	0.00	0.00
<i>Torpedo nobiliana</i>	0.00	0.00	0.00	0.00	0.00	0.00
<i>Homarus americanus</i>	2.91	0.63	2.23	0.49	0.68	0.22
<i>Patinopecten, placopecten sp</i>	0.60	0.18	0.60	0.18	0.00	0.00
<i>Loligo pealei</i>	0.00	0.00	0.00	0.00	0.00	0.00
<i>Illex illecebrosus</i>	0.30	0.19	0.00	0.00	0.30	0.19
<i>Squid</i>	0.02	0.02	0.00	0.00	0.02	0.02
<i>Berycidae</i>	0.00	0.00	0.00	0.00	0.00	0.00

<i>Pleuronectes ferrugineus</i> (1230)						
<i>Lophius americanus</i>	12.03	0.76	9.46	0.68	2.42	0.38
<i>Pomatomus saltatrix</i>	0.00	0.00	0.00	0.00	0.00	0.00
<i>Peprilus triacanthus</i>	<0.01	<0.01	0.00	0.00	<0.01	<0.01
<i>Gadus morhua</i>	19.54	1.72	20.02	1.86	0.74	0.15
<i>Tautogolabrus adspersus</i>	0.00	0.00	0.00	0.00	0.00	0.00
<i>Brosme brosme</i>	<0.01	<0.01	0.00	0.00	<0.01	<0.01
<i>Pleuronectes americanus</i>	20.87	1.27	24.19	2.24	0.06	0.02
<i>Paralichthys dentatus</i>	2.59	0.38	1.92	0.34	0.64	0.16
<i>Glyptocephalus cynoglossus</i>	3.42	0.28	3.30	0.27	0.07	0.02
<i>Pleuronectes ferrugineus</i>	230.91	8.55	222.15	8.17	6.49	0.67
<i>Hippoglossoides platessoides</i>	7.94	1.10	4.18	0.40	3.73	0.92
<i>Scophthalmus aquosus</i>	10.70	1.42	1.66	0.33	9.01	1.24
<i>Paralichthys oblongus</i>	0.19	0.04	0.00	0.00	0.19	0.04
<i>Trinectes maculatus</i>	0.00	0.00	0.00	0.00	0.00	0.00
<i>Macrouridae</i>	0.00	0.00	0.00	0.00	0.00	0.00

<i>Melanogrammus aeglefinus</i>	12.31	1.77	13.79	1.97	0.62	0.19
<i>Urophycis sp</i>	0.53	0.07	0.05	0.03	0.48	0.07
<i>Hippoglossus hippoglossus</i>	0.02	<0.01	0.00	0.00	0.02	<0.01
<i>Clupeidae</i>	<0.01	<0.01	0.00	0.00	<0.01	<0.01
<i>Clupea harengus</i>	<0.01	<0.01	0.00	0.00	<0.01	<0.01
<i>Zenopsis conchifera</i>	<0.01	<0.01	0.00	0.00	<0.01	<0.01
<i>Cyclopterus lumpus</i>	0.02	0.01	0.00	0.00	0.02	0.01
<i>Scomber scombrus</i>	0.02	0.01	0.00	0.00	0.02	0.01
<i>Sebastes sp</i>	0.00	0.00	0.00	0.00	0.00	0.00
<i>Macrozoarces americanus</i>	3.06	0.35	0.01	0.01	3.04	0.35
<i>Pollachius virens</i>	0.23	0.05	0.22	0.05	<0.01	<0.01
<i>Cottidae</i>	4.83	0.39	0.00	0.00	4.83	0.39
<i>Hemitripterus americanus</i>	3.29	0.19	0.00	0.00	3.29	0.19
<i>Stenotomus chrysops</i>	0.00	0.00	0.00	0.00	0.00	0.00
<i>Centropristis striata</i>	0.01	0.01	0.00	0.00	0.01	0.01
<i>Triglidae sp</i>	0.05	0.02	0.00	0.00	0.05	0.02
<i>Mustelus, squalus sp</i>	0.38	0.16	0.00	0.00	0.38	0.16

<i>Squalus acanthias</i>	1.57	0.24	0.00	0.00	1.57	0.24
<i>Squaliformes</i>	0.03	0.02	0.00	0.00	0.03	0.02
<i>Rajidae</i>	492.90	30.51	45.09	4.89	447.16	29.16
<i>Raja laevis</i>	0.96	0.24	0.00	0.00	0.96	0.24
<i>Raja eglanteria</i>	0.00	0.00	0.00	0.00	0.00	0.00
<i>Morone saxatilis</i>	0.00	0.00	0.00	0.00	0.00	0.00
<i>Tautoga onitis</i>	<0.01	<0.01	0.00	0.00	<0.01	<0.01
<i>Lamna nasus</i>	0.00	0.00	0.00	0.00	0.00	0.00
<i>Cetorhinus maximus</i>	0.00	0.00	0.00	0.00	0.00	0.00
<i>Merluccius spp</i>	0.35	0.09	0.03	0.02	0.32	0.08
<i>Anarhichas lupus</i>	0.03	0.02	0.03	0.02	0.00	0.00
<i>Petromyzontidae</i>	<0.01	<0.01	0.00	0.00	<0.01	<0.01
<i>Torpedo nobiliana</i>	0.00	0.00	0.00	0.00	0.00	0.00
<i>Homarus americanus</i>	1.03	0.11	0.63	0.09	0.39	0.05
<i>Patinopecten, placopecten sp</i>	8.83	1.93	8.36	1.84	0.32	0.15
<i>Loligo pealei</i>	0.09	0.02	<0.01	<0.01	0.08	0.02
<i>Illex illecebrosus</i>	0.03	<0.01	<0.01	<0.01	0.03	<0.01

<i>Squid</i>	0.02	0.01	0.00	0.00	0.02	0.01
<i>Berycidae</i>	0.00	0.00	0.00	0.00	0.00	0.00
<i>Hippoglossoides platessoides (1240)</i>						
<i>Lophius americanus</i>	50.27	6.07	48.31	5.86	1.96	0.25
<i>Pomatomus saltatrix</i>	0.00	0.00	0.00	0.00	0.00	0.00
<i>Peprilus triacanthus</i>	0.00	0.00	0.00	0.00	0.00	0.00
<i>Gadus morhua</i>	16.48	4.14	16.45	4.14	0.03	0.02
<i>Tautoglabrus adspersus</i>	0.00	0.00	0.00	0.00	0.00	0.00
<i>Brosme brosme</i>	<0.01	<0.01	<0.01	<0.01	0.00	0.00
<i>Pleuronectes americanus</i>	0.30	0.14	0.30	0.14	0.00	0.00
<i>Paralichthys dentatus</i>	<0.01	<0.01	0.00	0.00	<0.01	<0.01
<i>Glyptocephalus cynoglossus</i>	30.57	2.50	29.30	2.50	1.27	0.17
<i>Pleuronectes ferrugineus</i>	2.87	1.25	2.77	1.24	0.09	0.04
<i>Hippoglossoides platessoides</i>	90.25	5.38	86.76	5.26	3.49	0.42
<i>Scophthalmus aquosus</i>	0.00	0.00	0.00	0.00	0.00	0.00
<i>Paralichthys oblongus</i>	0.07	0.04	0.00	0.00	0.07	0.04

<i>Trinectes maculatus</i>	0.00	0.00	0.00	0.00	0.00	0.00
<i>Macrouridae</i>	0.00	0.00	0.00	0.00	0.00	0.00
<i>Melanogrammus aeglefinus</i>	7.13	1.00	7.00	0.99	0.13	0.06
<i>Urophycis sp</i>	15.84	3.58	15.04	3.60	0.81	0.15
<i>Hippoglossus hippoglossus</i>	0.00	0.00	0.00	0.00	0.00	0.00
<i>Clupeidae</i>	0.00	0.00	0.00	0.00	0.00	0.00
<i>Clupea harengus</i>	0.00	0.00	0.00	0.00	0.00	0.00
<i>Zenopsis conchifera</i>	0.00	0.00	0.00	0.00	0.00	0.00
<i>Cyclopterus lumpus</i>	0.00	0.00	0.00	0.00	0.00	0.00
<i>Scomber scombrus</i>	<0.01	<0.01	0.00	0.00	<0.01	<0.01
<i>Sebastes sp</i>	0.06	0.05	0.05	0.05	<0.01	<0.01
<i>Macrozoarces americanus</i>	1.02	0.23	<0.01	<0.01	1.02	0.23
<i>Pollachius virens</i>	1.07	0.46	1.07	0.46	0.00	0.00
<i>Cottidae</i>	11.61	4.38	0.00	0.00	11.61	4.38
<i>Hemitripterus americanus</i>	2.61	1.01	0.00	0.00	2.61	1.01
<i>Stenotomus chrysops</i>	0.00	0.00	0.00	0.00	0.00	0.00
<i>Centropristis striata</i>	0.00	0.00	0.00	0.00	0.00	0.00

<i>Triglidae sp</i>	0.00	0.00	0.00	0.00	0.00	0.00
<i>Mustelus, squalus sp</i>	1.36	0.53	0.00	0.00	1.36	0.53
<i>Squalus acanthias</i>	0.14	0.09	0.00	0.00	0.14	0.09
<i>Squaliformes</i>	0.00	0.00	0.00	0.00	0.00	0.00
<i>Rajidae</i>	47.45	12.26	4.43	1.53	43.02	12.00
<i>Raja laevis</i>	0.31	0.27	0.00	0.00	0.31	0.27
<i>Raja eglanteria</i>	0.00	0.00	0.00	0.00	0.00	0.00
<i>Morone saxatilis</i>	0.00	0.00	0.00	0.00	0.00	0.00
<i>Tautoga onitis</i>	0.00	0.00	0.00	0.00	0.00	0.00
<i>Lamna nasus</i>	0.00	0.00	0.00	0.00	0.00	0.00
<i>Cetorhinus maximus</i>	0.00	0.00	0.00	0.00	0.00	0.00
<i>Merluccius spp</i>	0.39	0.07	0.00	0.00	0.39	0.07
<i>Anarhichas lupus</i>	0.17	0.08	0.13	0.08	0.04	0.03
<i>Petromyzontidae</i>	0.00	0.00	0.00	0.00	0.00	0.00
<i>Torpedo nobiliana</i>	0.00	0.00	0.00	0.00	0.00	0.00
<i>Homarus americanus</i>	2.78	0.43	1.94	0.32	0.84	0.16
<i>Patinopecten, placopecten sp</i>	0.23	0.18	0.00	0.00	0.23	0.18

<i>Loligo pealei</i>	0.00	0.00	0.00	0.00	0.00	0.00
<i>Illex illecebrosus</i>	0.00	0.00	0.00	0.00	0.00	0.00
<i>Squid</i>	0.00	0.00	0.00	0.00	0.00	0.00
<i>Berycidae</i>	0.00	0.00	0.00	0.00	0.00	0.00
<i>Melanogrammus aeglefinus (1477)</i>						
<i>Lophius americanus</i>	32.30	2.43	29.48	2.10	1.29	0.26
<i>Pomatomus saltatrix</i>	0.00	0.00	0.00	0.00	0.00	0.00
<i>Peprilus triacanthus</i>	<0.01	<0.01	0.00	0.00	<0.01	<0.01
<i>Gadus morhua</i>	59.42	6.88	54.71	6.09	2.22	0.49
<i>Tautoglabrus adspersus</i>	0.00	0.00	0.00	0.00	0.00	0.00
<i>Brosme brosme</i>	0.13	0.03	0.12	0.03	<0.01	<0.01
<i>Pleuronectes americanus</i>	9.73	1.28	8.59	1.13	<0.01	<0.01
<i>Paralichthys dentatus</i>	0.11	0.05	0.07	0.04	0.03	0.02
<i>Glyptocephalus cynoglossus</i>	10.35	0.80	9.31	0.68	0.53	0.06
<i>Pleuronectes ferrugineus</i>	14.48	1.46	12.76	1.29	0.24	0.04
<i>Hippoglossoides platessoides</i>	6.14	0.44	5.43	0.38	0.34	0.04

<i>Scophthalmus aquosus</i>	2.06	1.09	0.11	0.05	1.93	1.03
<i>Paralichthys oblongus</i>	0.04	0.01	0.00	0.00	0.04	0.01
<i>Trinectes maculatus</i>	0.00	0.00	0.00	0.00	0.00	0.00
<i>Macrouridae</i>	0.00	0.00	0.00	0.00	0.00	0.00
<i>Melanogrammus aeglefinus</i>	685.55	104.58	644.14	94.48	15.06	1.60
<i>Urophycis sp</i>	4.24	0.69	3.99	0.65	0.32	0.07
<i>Hippoglossus hippoglossus</i>	0.12	0.04	0.06	0.03	0.05	0.02
<i>Clupeidae</i>	0.03	0.01	0.00	0.00	0.03	0.01
<i>Clupea harengus</i>	0.12	0.03	0.00	0.00	0.12	0.03
<i>Zenopsis conchifera</i>	<0.01	<0.01	0.00	0.00	<0.01	<0.01
<i>Cyclopterus lumpus</i>	0.07	0.03	0.00	0.00	0.07	0.03
<i>Scomber scombrus</i>	0.65	0.63	0.01	0.01	0.63	0.63
<i>Sebastes sp</i>	0.89	0.24	0.66	0.21	0.16	0.04
<i>Macrozoarces americanus</i>	3.08	1.35	0.00	0.00	3.08	1.35
<i>Pollachius virens</i>	17.91	4.52	15.54	3.86	0.70	0.43
<i>Cottidae</i>	2.77	0.34	0.00	0.00	2.77	0.34
<i>Hemitripterus americanus</i>	2.52	0.25	0.00	0.00	2.52	0.25

<i>Stenotomus chrysops</i>	0.00	0.00	0.00	0.00	0.00	0.00
<i>Centropristis striata</i>	0.02	<0.01	<0.01	<0.01	0.01	<0.01
<i>Triglidae sp</i>	0.08	0.04	0.00	0.00	0.08	0.04
<i>Mustelus, squalus sp</i>	0.52	0.19	<0.01	<0.01	0.52	0.19
<i>Squalus acanthias</i>	10.99	2.91	0.00	0.00	10.99	2.91
<i>Squaliformes</i>	0.00	0.00	0.00	0.00	0.00	0.00
<i>Rajidae</i>	260.23	32.02	41.28	8.20	217.42	27.33
<i>Raja laevis</i>	8.68	2.01	<0.01	<0.01	8.67	2.01
<i>Raja eglanteria</i>	0.04	0.03	0.00	0.00	0.04	0.03
<i>Morone saxatilis</i>	0.00	0.00	0.00	0.00	0.00	0.00
<i>Tautoga onitis</i>	<0.01	<0.01	0.00	0.00	<0.01	<0.01
<i>Lamna nasus</i>	0.34	0.28	0.00	0.00	0.34	0.28
<i>Cetorhinus maximus</i>	2.19	2.19	0.00	0.00	2.19	2.19
<i>Merluccius spp</i>	0.21	0.04	0.03	0.01	0.18	0.03
<i>Anarhichas lupus</i>	1.09	0.24	1.00	0.22	<0.01	<0.01
<i>Petromyzontidae</i>	0.00	0.00	0.00	0.00	0.00	0.00
<i>Torpedo nobiliana</i>	0.01	0.01	0.00	0.00	0.01	0.01

<i>Homarus americanus</i>	3.69	0.35	2.39	0.24	1.35	0.14
<i>Patinopecten, placopecten sp</i>	2.55	0.89	2.25	0.79	0.01	<0.01
<i>Loligo pealei</i>	0.12	0.04	0.00	0.00	0.12	0.04
<i>Illex illecebrosus</i>	0.12	0.02	0.00	0.00	0.12	0.02
<i>Squid</i>	0.05	0.02	0.00	0.00	0.05	0.02
<i>Berycidae</i>	0.00	0.00	0.00	0.00	0.00	0.00
<i>Urophycis sp (1551)</i>						
<i>Lophius americanus</i>	76.27	24.91	74.80	24.16	1.47	0.87
<i>Pomatomus saltatrix</i>	0.00	0.00	0.00	0.00	0.00	0.00
<i>Peprilus triacanthus</i>	0.00	0.00	0.00	0.00	0.00	0.00
<i>Gadus morhua</i>	3.80	1.51	3.80	1.51	0.00	0.00
<i>Tautogolabrus adspersus</i>	0.00	0.00	0.00	0.00	0.00	0.00
<i>Brosme brosme</i>	0.00	0.00	0.00	0.00	0.00	0.00
<i>Pleuronectes americanus</i>	0.00	0.00	0.00	0.00	0.00	0.00
<i>Paralichthys dentatus</i>	0.00	0.00	0.00	0.00	0.00	0.00
<i>Glyptocephalus cynoglossus</i>	7.40	1.53	7.27	1.51	0.13	0.09

<i>Pleuronectes ferrugineus</i>	0.00	0.00	0.00	0.00	0.00	0.00
<i>Hippoglossoides platessoides</i>	33.82	8.07	33.82	8.07	0.00	0.00
<i>Scophthalmus aquosus</i>	0.00	0.00	0.00	0.00	0.00	0.00
<i>Paralichthys oblongus</i>	0.00	0.00	0.00	0.00	0.00	0.00
<i>Trinectes maculatus</i>	0.00	0.00	0.00	0.00	0.00	0.00
<i>Macrouridae</i>	0.00	0.00	0.00	0.00	0.00	0.00
<i>Melanogrammus aeglefinus</i>	12.23	3.54	11.89	3.36	0.33	0.33
<i>Urophycis sp</i>	84.18	19.88	84.05	19.85	0.13	0.13
<i>Hippoglossus hippoglossus</i>	0.00	0.00	0.00	0.00	0.00	0.00
<i>Clupeidae</i>	0.00	0.00	0.00	0.00	0.00	0.00
<i>Clupea harengus</i>	0.00	0.00	0.00	0.00	0.00	0.00
<i>Zenopsis conchifera</i>	0.00	0.00	0.00	0.00	0.00	0.00
<i>Cyclopterus lumpus</i>	0.00	0.00	0.00	0.00	0.00	0.00
<i>Scomber scombrus</i>	0.00	0.00	0.00	0.00	0.00	0.00
<i>Sebastes sp</i>	0.00	0.00	0.00	0.00	0.00	0.00
<i>Macrozoarces americanus</i>	0.00	0.00	0.00	0.00	0.00	0.00
<i>Pollachius virens</i>	1.18	0.64	1.18	0.64	0.00	0.00

<i>Cottidae</i>	0.00	0.00	0.00	0.00	0.00	0.00
<i>Hemitripteris americanus</i>	0.00	0.00	0.00	0.00	0.00	0.00
<i>Stenotomus chrysops</i>	0.00	0.00	0.00	0.00	0.00	0.00
<i>Centropristis striata</i>	0.00	0.00	0.00	0.00	0.00	0.00
<i>Triglidae sp</i>	0.00	0.00	0.00	0.00	0.00	0.00
<i>Mustelus, squalus sp</i>	0.00	0.00	0.00	0.00	0.00	0.00
<i>Squalus acanthias</i>	68.13	66.06	0.00	0.00	68.13	66.06
<i>Squaliformes</i>	0.00	0.00	0.00	0.00	0.00	0.00
<i>Rajidae</i>	24.15	7.58	0.00	0.00	24.15	7.58
<i>Raja laevis</i>	2.18	2.18	0.00	0.00	2.18	2.18
<i>Raja eglantera</i>	0.00	0.00	0.00	0.00	0.00	0.00
<i>Morone saxatilis</i>	0.00	0.00	0.00	0.00	0.00	0.00
<i>Tautoga onitis</i>	0.00	0.00	0.00	0.00	0.00	0.00
<i>Lamna nasus</i>	0.00	0.00	0.00	0.00	0.00	0.00
<i>Cetorhinus maximus</i>	0.00	0.00	0.00	0.00	0.00	0.00
<i>Merluccius spp</i>	0.00	0.00	0.00	0.00	0.00	0.00
<i>Anarhichas lupus</i>	0.00	0.00	0.00	0.00	0.00	0.00

<i>Petromyzontidae</i>	0.00	0.00	0.00	0.00	0.00	0.00
<i>Torpedo nobiliana</i>	0.00	0.00	0.00	0.00	0.00	0.00
<i>Homarus americanus</i>	15.42	8.41	14.53	7.94	0.89	0.48
<i>Patinopecten, placopecten sp</i>	0.00	0.00	0.00	0.00	0.00	0.00
<i>Loligo pealei</i>	0.00	0.00	0.00	0.00	0.00	0.00
<i>Illex illecebrosus</i>	0.00	0.00	0.00	0.00	0.00	0.00
<i>Squid</i>	0.00	0.00	0.00	0.00	0.00	0.00
<i>Berycidae</i>	0.00	0.00	0.00	0.00	0.00	0.00
<i>Sebastes sp (2400)</i>						
<i>Lophius americanus</i>	23.38	16.50	16.38	13.29	7.00	3.71
<i>Pomatomus saltatrix</i>	0.00	0.00	0.00	0.00	0.00	0.00
<i>Peprilus triacanthus</i>	0.00	0.00	0.00	0.00	0.00	0.00
<i>Gadus morhua</i>	128.12	48.89	128.12	48.89	0.00	0.00
<i>Tautogolabrus adspersus</i>	0.00	0.00	0.00	0.00	0.00	0.00
<i>Brosme brosme</i>	0.00	0.00	0.00	0.00	0.00	0.00
<i>Pleuronectes americanus</i>	0.00	0.00	0.00	0.00	0.00	0.00

<i>Paralichthys dentatus</i>	0.00	0.00	0.00	0.00	0.00	0.00
<i>Glyptocephalus cynoglossus</i>	9.05	5.63	9.05	5.63	0.00	0.00
<i>Pleuronectes ferrugineus</i>	0.00	0.00	0.00	0.00	0.00	0.00
<i>Hippoglossoides platessoides</i>	0.43	0.43	0.43	0.43	0.00	0.00
<i>Scophthalmus aquosus</i>	0.00	0.00	0.00	0.00	0.00	0.00
<i>Paralichthys oblongus</i>	0.00	0.00	0.00	0.00	0.00	0.00
<i>Trinectes maculatus</i>	0.00	0.00	0.00	0.00	0.00	0.00
<i>Macrouridae</i>	0.00	0.00	0.00	0.00	0.00	0.00
<i>Melanogrammus aeglefinus</i>	8.53	5.67	8.53	5.67	0.00	0.00
<i>Urophycis sp</i>	8.27	6.13	6.65	4.66	1.63	1.63
<i>Hippoglossus hippoglossus</i>	0.00	0.00	0.00	0.00	0.00	0.00
<i>Clupeidae</i>	0.51	0.51	0.00	0.00	0.51	0.51
<i>Clupea harengus</i>	0.00	0.00	0.00	0.00	0.00	0.00
<i>Zenopsis conchifera</i>	0.00	0.00	0.00	0.00	0.00	0.00
<i>Cyclopterus lumpus</i>	0.00	0.00	0.00	0.00	0.00	0.00
<i>Scomber scombrus</i>	0.00	0.00	0.00	0.00	0.00	0.00
<i>Sebastes sp</i>	819.26	293.57	769.85	270.82	49.41	29.57

<i>Macrozoarces americanus</i>	0.00	0.00	0.00	0.00	0.00	0.00
<i>Pollachius virens</i>	1.84	1.84	1.84	1.84	0.00	0.00
<i>Cottidae</i>	0.00	0.00	0.00	0.00	0.00	0.00
<i>Hemitripteris americanus</i>	1.63	1.63	0.00	0.00	1.63	1.63
<i>Stenotomus chrysops</i>	0.00	0.00	0.00	0.00	0.00	0.00
<i>Centropristis striata</i>	0.00	0.00	0.00	0.00	0.00	0.00
<i>Triglidae sp</i>	0.00	0.00	0.00	0.00	0.00	0.00
<i>Mustelus, squalus sp</i>	0.00	0.00	0.00	0.00	0.00	0.00
<i>Squalus acanthias</i>	53.97	30.60	0.00	0.00	53.97	30.60
<i>Squaliformes</i>	0.00	0.00	0.00	0.00	0.00	0.00
<i>Rajidae</i>	7.00	3.71	0.00	0.00	7.00	3.71
<i>Raja laevis</i>	0.00	0.00	0.00	0.00	0.00	0.00
<i>Raja eglanteria</i>	0.00	0.00	0.00	0.00	0.00	0.00
<i>Morone saxatilis</i>	0.00	0.00	0.00	0.00	0.00	0.00
<i>Tautoga onitis</i>	0.00	0.00	0.00	0.00	0.00	0.00
<i>Lamna nasus</i>	0.00	0.00	0.00	0.00	0.00	0.00
<i>Cetorhinus maximus</i>	0.00	0.00	0.00	0.00	0.00	0.00

<i>Merluccius spp</i>	0.00	0.00	0.00	0.00	0.00	0.00
<i>Anarhichas lupus</i>	0.00	0.00	0.00	0.00	0.00	0.00
<i>Petromyzontidae</i>	0.00	0.00	0.00	0.00	0.00	0.00
<i>Torpedo nobiliana</i>	0.00	0.00	0.00	0.00	0.00	0.00
<i>Homarus americanus</i>	1.83	1.61	0.21	0.21	1.63	1.63
<i>Patinopecten, placopecten sp</i>	0.00	0.00	0.00	0.00	0.00	0.00
<i>Loligo pealei</i>	0.00	0.00	0.00	0.00	0.00	0.00
<i>Illex illecebrosus</i>	0.00	0.00	0.00	0.00	0.00	0.00
<i>Squid</i>	0.00	0.00	0.00	0.00	0.00	0.00
<i>Berycidae</i>	0.00	0.00	0.00	0.00	0.00	0.00
<i>Pollachius virens (2695)</i>						
<i>Lophius americanus</i>	21.36	5.90	26.94	5.26	0.89	0.41
<i>Pomatomus saltatrix</i>	0.00	0.00	0.00	0.00	0.00	0.00
<i>Peprilus triacanthus</i>	0.00	0.00	0.00	0.00	0.00	0.00
<i>Gadus morhua</i>	20.51	8.63	37.70	7.48	0.17	0.12
<i>Tautogolabrus adspersus</i>	0.00	0.00	0.00	0.00	0.00	0.00

<i>Brosme brosme</i>	0.26	0.18	0.00	0.00	0.26	0.18
<i>Pleuronectes americanus</i>	0.00	0.00	0.00	0.00	0.00	0.00
<i>Paralichthys dentatus</i>	0.00	0.00	0.00	0.00	0.00	0.00
<i>Glyptocephalus cynoglossus</i>	4.54	1.09	5.98	0.95	0.14	0.14
<i>Pleuronectes ferrugineus</i>	0.00	0.00	0.00	0.00	0.00	0.00
<i>Hippoglossoides platessoides</i>	2.76	0.91	2.89	0.63	0.00	0.00
<i>Scophthalmus aquosus</i>	0.58	0.58	0.36	0.36	0.00	0.00
<i>Paralichthys oblongus</i>	0.00	0.00	0.00	0.00	0.00	0.00
<i>Trinectes maculatus</i>	0.00	0.00	0.00	0.00	0.00	0.00
<i>Macrouridae</i>	0.00	0.00	0.00	0.00	0.00	0.00
<i>Melanogrammus aeglefinus</i>	62.04	23.52	47.94	11.45	14.49	7.18
<i>Urophycis sp</i>	5.66	2.51	4.94	1.73	0.44	0.31
<i>Hippoglossus hippoglossus</i>	0.00	0.00	0.00	0.00	0.00	0.00
<i>Clupeidae</i>	0.00	0.00	0.00	0.00	0.00	0.00
<i>Clupea harengus</i>	0.00	0.00	0.00	0.00	0.00	0.00
<i>Zenopsis conchifera</i>	0.00	0.00	0.00	0.00	0.00	0.00
<i>Cyclopterus lumpus</i>	0.00	0.00	0.00	0.00	0.00	0.00

<i>Scomber scombrus</i>	0.00	0.00	0.00	0.00	0.00	0.00
<i>Sebastes sp</i>	12.32	7.03	7.31	4.41	0.54	0.37
<i>Macrozoarces americanus</i>	0.17	0.11	0.00	0.00	0.17	0.11
<i>Pollachius virens</i>	702.29	256.99	664.49	175.44	14.90	7.68
<i>Cottidae</i>	0.00	0.00	0.00	0.00	0.00	0.00
<i>Hemitripteris americanus</i>	0.39	0.23	0.00	0.00	0.39	0.23
<i>Stenotomus chrysops</i>	0.00	0.00	0.00	0.00	0.00	0.00
<i>Centropristis striata</i>	0.00	0.00	0.00	0.00	0.00	0.00
<i>Triglidae sp</i>	0.00	0.00	0.00	0.00	0.00	0.00
<i>Mustelus, squalus sp</i>	1.73	1.59	0.00	0.00	1.73	1.59
<i>Squalus acanthias</i>	4.63	2.03	0.00	0.00	4.63	2.03
<i>Squaliformes</i>	0.00	0.00	0.00	0.00	0.00	0.00
<i>Rajidae</i>	29.59	24.66	0.00	0.00	29.59	24.66
<i>Raja laevis</i>	0.00	0.00	0.00	0.00	0.00	0.00
<i>Raja eglantheria</i>	0.00	0.00	0.00	0.00	0.00	0.00
<i>Morone saxatilis</i>	0.00	0.00	0.00	0.00	0.00	0.00
<i>Tautoga onitis</i>	0.00	0.00	0.00	0.00	0.00	0.00

<i>Lamna nasus</i>	0.00	0.00	0.00	0.00	0.00	0.00
<i>Cetorhinus maximus</i>	0.00	0.00	0.00	0.00	0.00	0.00
<i>Merluccius spp</i>	0.00	0.00	0.00	0.00	0.00	0.00
<i>Anarhichas lupus</i>	0.53	0.39	0.33	0.24	0.00	0.00
<i>Petromyzontidae</i>	0.00	0.00	0.00	0.00	0.00	0.00
<i>Torpedo nobiliana</i>	0.00	0.00	0.00	0.00	0.00	0.00
<i>Homarus americanus</i>	5.71	2.54	3.20	1.16	3.05	2.02
<i>Patinopecten, placopecten sp</i>	0.00	0.00	0.00	0.00	0.00	0.00
<i>Loligo pealei</i>	0.00	0.00	0.00	0.00	0.00	0.00
<i>Illex illecebrosus</i>	0.00	0.00	0.00	0.00	0.00	0.00
<i>Squid</i>	0.04	0.03	0.00	0.00	0.04	0.03
<i>Berycidae</i>	0.00	0.00	0.00	0.00	0.00	0.00
<i>Rajidae (3650)</i>						
<i>Lophius americanus</i>	69.45	25.08	67.19	24.18	2.26	0.97
<i>Pomatomus saltatrix</i>	0.00	0.00	0.00	0.00	0.00	0.00
<i>Peprilus triacanthus</i>	0.00	0.00	0.00	0.00	0.00	0.00

<i>Gadus morhua</i>	59.18	23.33	59.06	23.22	0.13	0.13
<i>Tautogolabrus adspersus</i>	0.00	0.00	0.00	0.00	0.00	0.00
<i>Brosme brosme</i>	0.00	0.00	0.00	0.00	0.00	0.00
<i>Pleuronectes americanus</i>	0.00	0.00	0.00	0.00	0.00	0.00
<i>Paralichthys dentatus</i>	0.00	0.00	0.00	0.00	0.00	0.00
<i>Glyptocephalus cynoglossus</i>	14.69	5.63	13.93	5.31	0.76	0.33
<i>Pleuronectes ferrugineus</i>	0.00	0.00	0.00	0.00	0.00	0.00
<i>Hippoglossoides platessoides</i>	23.50	6.53	22.32	6.17	1.17	0.41
<i>Scophthalmus aquosus</i>	0.00	0.00	0.00	0.00	0.00	0.00
<i>Paralichthys oblongus</i>	0.00	0.00	0.00	0.00	0.00	0.00
<i>Trinectes maculatus</i>	0.00	0.00	0.00	0.00	0.00	0.00
<i>Macrouridae</i>	0.00	0.00	0.00	0.00	0.00	0.00
<i>Melanogrammus aeglefinus</i>	6.09	3.08	6.09	3.08	0.00	0.00
<i>Urophycis sp</i>	1.41	1.01	1.41	1.01	0.00	0.00
<i>Hippoglossus hippoglossus</i>	0.00	0.00	0.00	0.00	0.00	0.00
<i>Clupeidae</i>	0.00	0.00	0.00	0.00	0.00	0.00
<i>Clupea harengus</i>	0.00	0.00	0.00	0.00	0.00	0.00

<i>Zenopsis conchifera</i>	0.00	0.00	0.00	0.00	0.00	0.00
<i>Cyclopterus lumpus</i>	0.00	0.00	0.00	0.00	0.00	0.00
<i>Scomber scombrus</i>	0.00	0.00	0.00	0.00	0.00	0.00
<i>Sebastes sp</i>	0.00	0.00	0.00	0.00	0.00	0.00
<i>Macrozoarces americanus</i>	0.61	0.31	0.00	0.00	0.61	0.31
<i>Pollachius virens</i>	3.32	1.77	3.32	1.77	0.00	0.00
<i>Cottidae</i>	0.00	0.00	0.00	0.00	0.00	0.00
<i>Hemitripterus americanus</i>	0.00	0.00	0.00	0.00	0.00	0.00
<i>Stenotomus chrysops</i>	0.00	0.00	0.00	0.00	0.00	0.00
<i>Centropristis striata</i>	0.00	0.00	0.00	0.00	0.00	0.00
<i>Triglidae sp</i>	0.00	0.00	0.00	0.00	0.00	0.00
<i>Mustelus, squalus sp</i>	0.00	0.00	0.00	0.00	0.00	0.00
<i>Squalus acanthias</i>	0.53	0.27	0.00	0.00	0.53	0.27
<i>Squaliformes</i>	0.00	0.00	0.00	0.00	0.00	0.00
<i>Rajidae</i>	1189.61	171.56	1007.86	169.40	181.75	52.99
<i>Raja laevis</i>	0.00	0.00	0.00	0.00	0.00	0.00
<i>Raja eglanteria</i>	0.00	0.00	0.00	0.00	0.00	0.00

<i>Morone saxatilis</i>	0.00	0.00	0.00	0.00	0.00	0.00
<i>Tautoga onitis</i>	0.00	0.00	0.00	0.00	0.00	0.00
<i>Lamna nasus</i>	0.00	0.00	0.00	0.00	0.00	0.00
<i>Cetorhinus maximus</i>	0.00	0.00	0.00	0.00	0.00	0.00
<i>Merluccius spp</i>	0.00	0.00	0.00	0.00	0.00	0.00
<i>Anarhichas lupus</i>	0.00	0.00	0.00	0.00	0.00	0.00
<i>Petromyzontidae</i>	0.00	0.00	0.00	0.00	0.00	0.00
<i>Torpedo nobiliana</i>	0.00	0.00	0.00	0.00	0.00	0.00
<i>Homarus americanus</i>	20.24	7.08	14.77	5.52	5.47	1.60
<i>Patinopecten, placopecten sp</i>	0.00	0.00	0.00	0.00	0.00	0.00
<i>Loligo pealei</i>	0.00	0.00	0.00	0.00	0.00	0.00
<i>Illex illecebrosus</i>	0.00	0.00	0.00	0.00	0.00	0.00
<i>Squid</i>	0.00	0.00	0.00	0.00	0.00	0.00
<i>Berycidae</i>	0.00	0.00	0.00	0.00	0.00	0.00
<i>Homarus americanus (7270)</i>						
<i>Lophius americanus</i>	51.99	4.48	50.56	4.36	1.10	0.19

<i>Pomatomus saltatrix</i>	0.59	0.24	0.59	0.24	0.00	0.00
<i>Peprilus triacanthus</i>	0.00	0.00	0.00	0.00	0.00	0.00
<i>Gadus morhua</i>	24.10	3.69	24.14	3.65	0.12	0.05
<i>Tautogolabrus adspersus</i>	0.42	0.12	0.00	0.00	0.42	0.12
<i>Brosme brosme</i>	0.40	0.16	0.35	0.16	0.05	0.02
<i>Pleuronectes americanus</i>	11.26	2.54	11.11	2.52	0.07	0.05
<i>Paralichthys dentatus</i>	10.26	1.76	2.65	1.01	7.59	1.48
<i>Glyptocephalus cynoglossus</i>	15.10	2.22	14.20	2.11	0.84	0.15
<i>Pleuronectes ferrugineus</i>	2.72	1.16	2.65	1.13	0.05	0.03
<i>Hippoglossoides platessoides</i>	10.62	1.37	10.01	1.29	0.56	0.10
<i>Scophthalmus aquosus</i>	0.84	0.21	0.00	0.00	0.84	0.21
<i>Paralichthys oblongus</i>	0.08	0.04	0.00	0.00	0.08	0.04
<i>Trinectes maculatus</i>	0.00	0.00	0.00	0.00	0.00	0.00
<i>Macrouridae</i>	0.00	0.00	0.00	0.00	0.00	0.00
<i>Melanogrammus aeglefinus</i>	9.88	2.97	9.78	2.88	0.16	0.08
<i>Urophycis sp</i>	20.68	5.86	20.42	5.79	0.09	0.05
<i>Hippoglossus hippoglossus</i>	0.86	0.79	0.82	0.78	0.03	0.02

<i>Clupeidae</i>	0.08	0.04	0.00	0.00	0.08	0.04
<i>Clupea harengus</i>	0.03	0.02	0.00	0.00	0.03	0.02
<i>Zenopsis conchifera</i>	0.00	0.00	0.00	0.00	0.00	0.00
<i>Cyclopterus lumpus</i>	0.13	0.09	0.00	0.00	0.13	0.09
<i>Scomber scombrus</i>	0.04	0.03	0.03	0.03	<0.01	<0.01
<i>Sebastes sp</i>	0.16	0.06	0.12	0.06	0.05	0.02
<i>Macrozoarces americanus</i>	0.77	0.25	0.00	0.00	0.77	0.25
<i>Pollachius virens</i>	1.95	0.49	1.93	0.49	0.00	0.00
<i>Cottidae</i>	0.90	0.18	0.00	0.00	0.90	0.18
<i>Hemitripterus americanus</i>	1.99	0.33	0.00	0.00	1.99	0.33
<i>Stenotomus chrysops</i>	0.00	0.00	0.00	0.00	0.00	0.00
<i>Centropristis striata</i>	0.02	<0.01	0.00	0.00	0.02	<0.01
<i>Triglidae sp</i>	0.61	0.17	0.00	0.00	0.61	0.17
<i>Mustelus, squalus sp</i>	2.93	2.67	0.00	0.00	2.93	2.67
<i>Squalus acanthias</i>	24.49	8.62	0.00	0.00	24.49	8.62
<i>Squaliformes</i>	0.00	0.00	0.00	0.00	0.00	0.00
<i>Rajidae</i>	683.44	90.80	159.63	23.19	522.54	85.40

<i>Raja laevis</i>	1.17	0.58	0.00	0.00	1.17	0.58
<i>Raja eglantera</i>	0.00	0.00	0.00	0.00	0.00	0.00
<i>Morone saxatilis</i>	0.00	0.00	0.00	0.00	0.00	0.00
<i>Tautoga onitis</i>	0.00	0.00	0.00	0.00	0.00	0.00
<i>Lamna nasus</i>	0.00	0.00	0.00	0.00	0.00	0.00
<i>Cetorhinus maximus</i>	0.00	0.00	0.00	0.00	0.00	0.00
<i>Merluccius spp</i>	3.95	2.54	3.60	2.52	0.32	0.07
<i>Anarhichas lupus</i>	0.23	0.12	0.22	0.11	0.01	0.01
<i>Petromyzontidae</i>	0.00	0.00	0.00	0.00	0.00	0.00
<i>Torpedo nobiliana</i>	0.00	0.00	0.00	0.00	0.00	0.00
<i>Homarus americanus</i>	66.43	4.90	45.85	3.56	20.66	2.34
<i>Patinopecten, placopecten sp</i>	0.99	0.59	0.98	0.58	<0.01	<0.01
<i>Loligo pealei</i>	0.62	0.26	0.00	0.00	0.62	0.26
<i>Illex illecebrosus</i>	0.15	0.06	0.00	0.00	0.15	0.06
<i>Squid</i>	0.21	0.14	0.00	0.00	0.21	0.14
<i>Berycidae</i>	0.00	0.00	0.00	0.00	0.00	0.00

<i>Patinopecten, placopecten sp</i> (8009)						
<i>Lophius americanus</i>	19.99	10.23	19.99	10.23	0.00	0.00
<i>Pomatomus saltatrix</i>	0.00	0.00	0.00	0.00	0.00	0.00
<i>Peprilus triacanthus</i>	0.00	0.00	0.00	0.00	0.00	0.00
<i>Gadus morhua</i>	25.66	17.27	25.66	17.27	0.00	0.00
<i>Tautogolabrus adspersus</i>	0.00	0.00	0.00	0.00	0.00	0.00
<i>Brosme brosme</i>	0.00	0.00	0.00	0.00	0.00	0.00
<i>Pleuronectes americanus</i>	24.09	12.33	24.09	12.33	0.00	0.00
<i>Paralichthys dentatus</i>	0.00	0.00	0.00	0.00	0.00	0.00
<i>Glyptocephalus cynoglossus</i>	1.36	1.36	1.36	1.36	0.00	0.00
<i>Pleuronectes ferrugineus</i>	124.97	15.22	123.65	15.39	1.32	1.32
<i>Hippoglossoides platessoides</i>	3.39	3.39	3.39	3.39	0.00	0.00
<i>Scophthalmus aquosus</i>	0.00	0.00	0.00	0.00	0.00	0.00
<i>Paralichthys oblongus</i>	0.00	0.00	0.00	0.00	0.00	0.00
<i>Trinectes maculatus</i>	0.00	0.00	0.00	0.00	0.00	0.00
<i>Macrouridae</i>	0.00	0.00	0.00	0.00	0.00	0.00

<i>Melanogrammus aeglefinus</i>	623.02	178.82	552.44	196.14	70.58	44.40
<i>Urophycis sp</i>	0.00	0.00	0.00	0.00	0.00	0.00
<i>Hippoglossus hippoglossus</i>	0.00	0.00	0.00	0.00	0.00	0.00
<i>Clupeidae</i>	0.00	0.00	0.00	0.00	0.00	0.00
<i>Clupea harengus</i>	0.00	0.00	0.00	0.00	0.00	0.00
<i>Zenopsis conchifera</i>	0.00	0.00	0.00	0.00	0.00	0.00
<i>Cyclopterus lumpus</i>	0.00	0.00	0.00	0.00	0.00	0.00
<i>Scomber scombrus</i>	0.00	0.00	0.00	0.00	0.00	0.00
<i>Sebastes sp</i>	0.00	0.00	0.00	0.00	0.00	0.00
<i>Macrozoarces americanus</i>	1.69	1.69	0.00	0.00	1.69	1.69
<i>Pollachius virens</i>	0.89	0.89	0.89	0.89	0.00	0.00
<i>Cottidae</i>	0.00	0.00	0.00	0.00	0.00	0.00
<i>Hemitripterus americanus</i>	3.39	3.39	0.00	0.00	3.39	3.39
<i>Stenotomus chrysops</i>	0.00	0.00	0.00	0.00	0.00	0.00
<i>Centropristis striata</i>	0.00	0.00	0.00	0.00	0.00	0.00
<i>Triglidae sp</i>	0.00	0.00	0.00	0.00	0.00	0.00
<i>Mustelus, squalus sp</i>	0.00	0.00	0.00	0.00	0.00	0.00

<i>Squalus acanthias</i>	0.00	0.00	0.00	0.00	0.00	0.00
<i>Squaliformes</i>	0.00	0.00	0.00	0.00	0.00	0.00
<i>Rajidae</i>	782.34	374.67	0.00	0.00	782.34	374.67
<i>Raja laevis</i>	0.00	0.00	0.00	0.00	0.00	0.00
<i>Raja eglanteria</i>	0.00	0.00	0.00	0.00	0.00	0.00
<i>Morone saxatilis</i>	0.00	0.00	0.00	0.00	0.00	0.00
<i>Tautoga onitis</i>	0.00	0.00	0.00	0.00	0.00	0.00
<i>Lamna nasus</i>	0.00	0.00	0.00	0.00	0.00	0.00
<i>Cetorhinus maximus</i>	0.00	0.00	0.00	0.00	0.00	0.00
<i>Merluccius spp</i>	0.00	0.00	0.00	0.00	0.00	0.00
<i>Anarhichas lupus</i>	0.00	0.00	0.00	0.00	0.00	0.00
<i>Petromyzontidae</i>	0.00	0.00	0.00	0.00	0.00	0.00
<i>Torpedo nobiliana</i>	0.00	0.00	0.00	0.00	0.00	0.00
<i>Homarus americanus</i>	0.00	0.00	0.00	0.00	0.00	0.00
<i>Patinopecten, placopecten sp</i>	112.95	112.95	112.95	112.95	0.00	0.00
<i>Loligo pealei</i>	0.00	0.00	0.00	0.00	0.00	0.00
<i>Illex illecebrosus</i>	0.00	0.00	0.00	0.00	0.00	0.00

<i>Squid</i>	0.00	0.00	0.00	0.00	0.00	0.00
<i>Berycidae</i>	0.00	0.00	0.00	0.00	0.00	0.00